



# Bodleian Libraries

UNIVERSITY OF OXFORD


This book is part of the collection held by the Bodleian Libraries and scanned by Google, Inc. for the Google Books Library Project.

For more information see:

<http://www.bodleian.ox.ac.uk/dbooks>



This work is licensed under a Creative Commons Attribution-NonCommercial-ShareAlike 2.0 UK: England & Wales (CC BY-NC-SA 2.0) licence.




G. 199. F. 23.




E. BIBL. RADCL.

For Text see  
G. 58. B. 17.

C  
18952      b      1







**MONOGRAPHIE**

DES

**POISSONS FOSSILES**

**DU VIEUX GRÈS ROUGE OU SYSTÈME DÉVONIEN**

**[ OLD RED SANDSTONE ]**

**des Iles Britanniques et de Russie,**

PAR


**L. AGASSIZ**

**NEUCHÂTEL EN SUISSE,**

aux frais de l'Auteur.

**1844-45.**

Imprimé à la Librairie de A. Sorel à Neuchâtel (Suisse)





Tab. A.



Old Red.





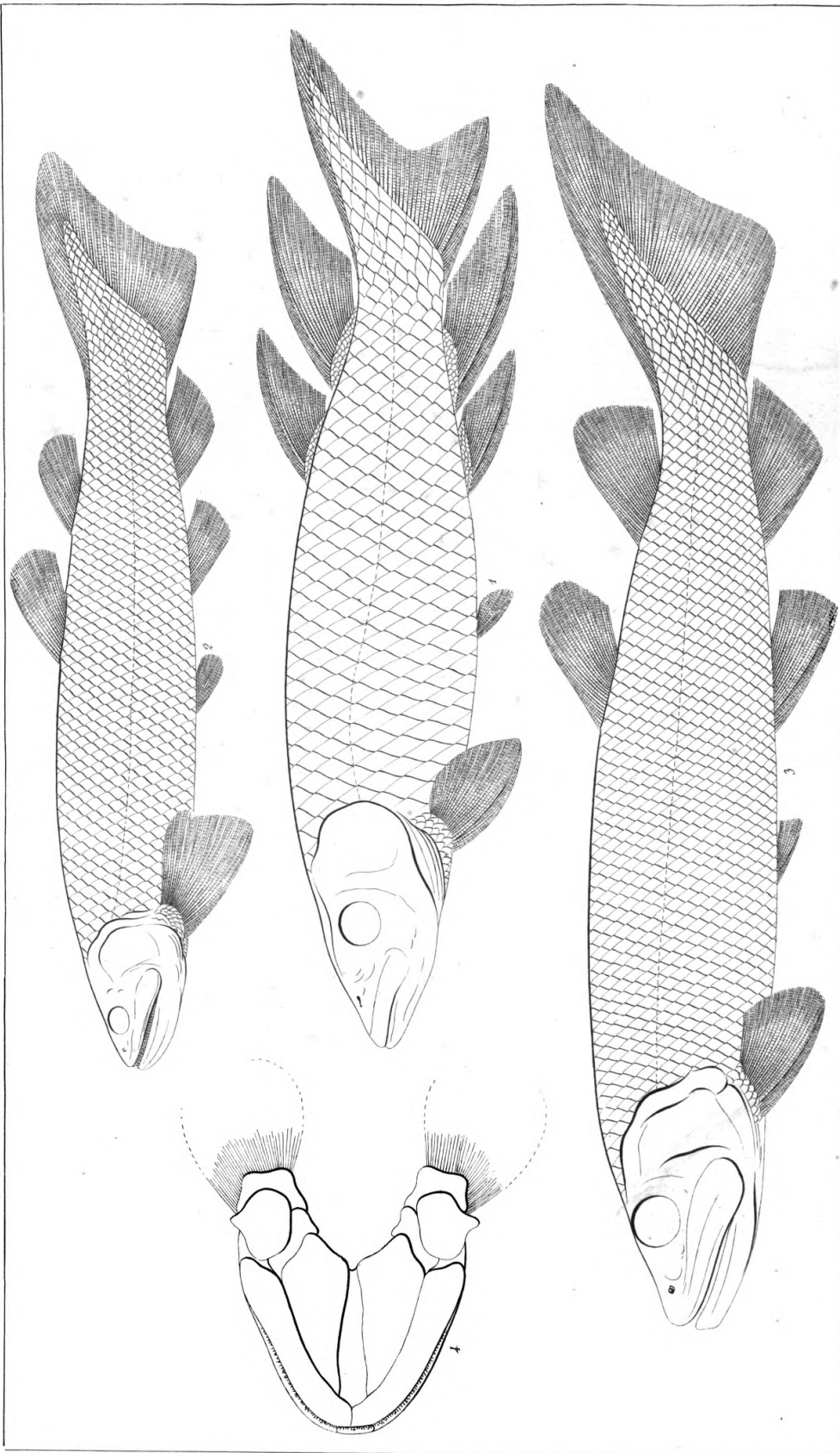


Vergl. die Diekmann-Platt.

Vergl. die Nicolas-Neucha el.

Fig. 1-6: 11-13 DENDRODUS HAUSTATUS. O. v. = Fig. 7-9, 14-19. D. BITPORCATUS. O. v. = Fig. 10. 20-22. D. STRIGATUS. O. v.



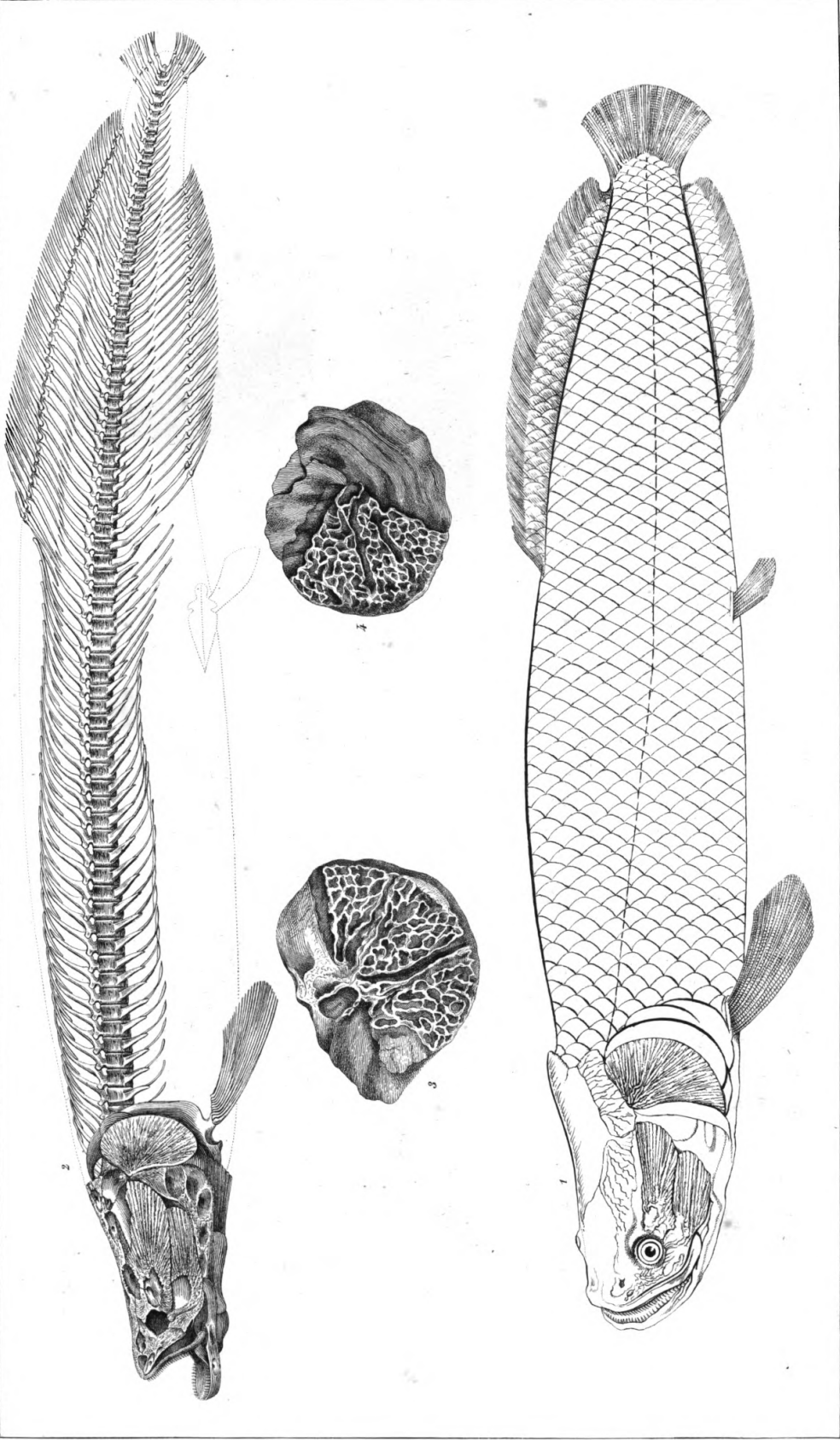


Tab. I. Osteolepis

Old Red

Fig. 1 DIPPTERUS. Fig. 2 OSTEOLEPIS. Fig. 3 et 4 DIPILOPTERUS.






Tab. F. Anatom. Muscheln.

Figure 111.

ARAPAIMA (SUEDES) GIGAS NIEL.






Lith. de Nicolaus v. Thier & Brechtel.

A. Simon, del. et sculpsit.

Fig. 1-3. PTERICHTHYS MULLIERI AG. - Fig. 4-6. PT. CANCRIFOMIS AG.



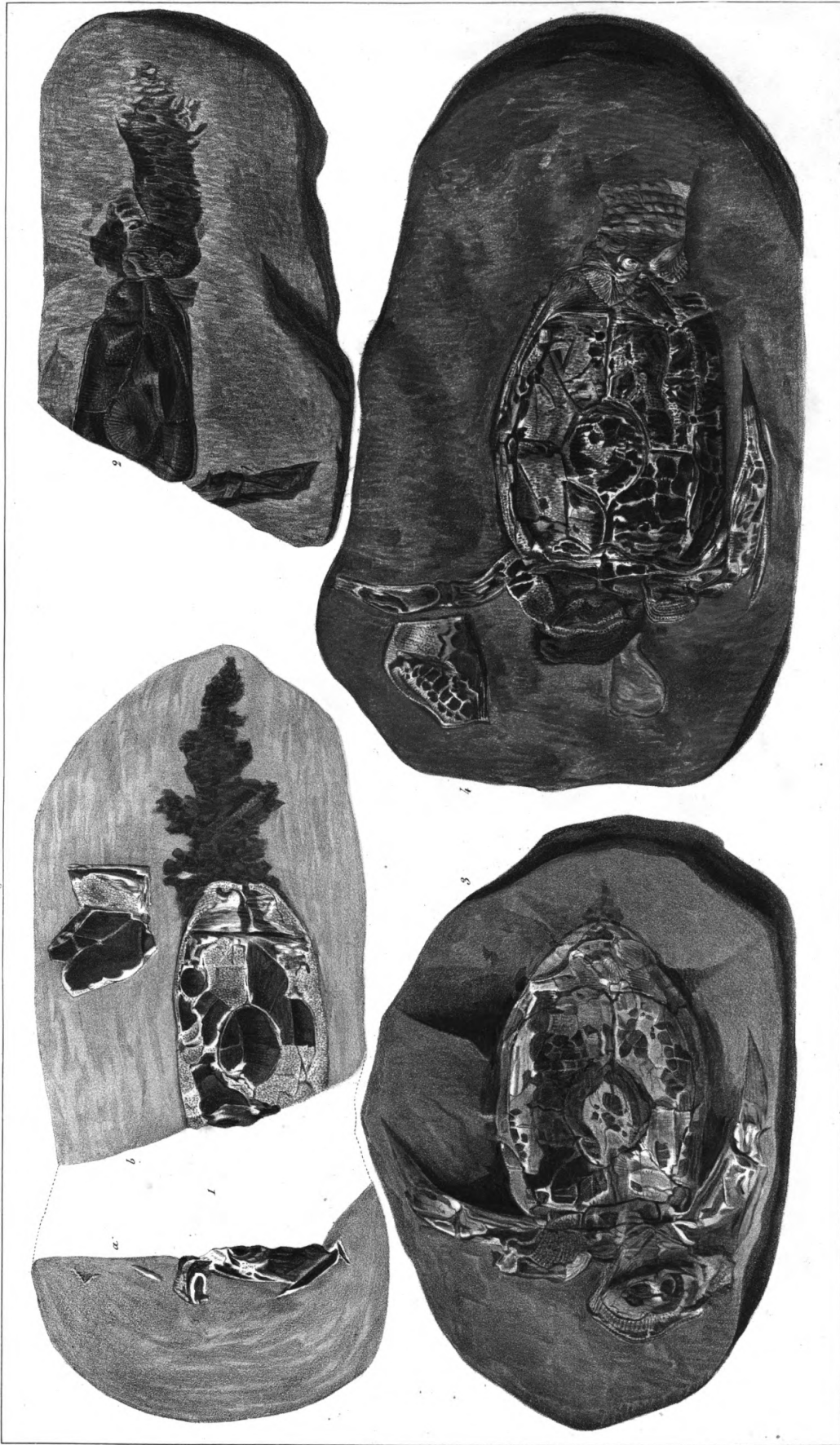




Lith. Reichle et Zempinger, Reichle (Stuttgart)


Reichle, Stuttgart





1, 2. *PTERODACTYLUS OBLONGUS* Ag. - 3, 4. *P. LATUS* Ag.






Lith. de Nolet et Jongsuquet à Valenciennes.

Egger in part.

Dinkel del.

1-3. PTERICHTHYS TESTUDINARIUS A.G. 4-7. PT. HYDROPHILUS A.G.



Old Red.

Tab. 5.



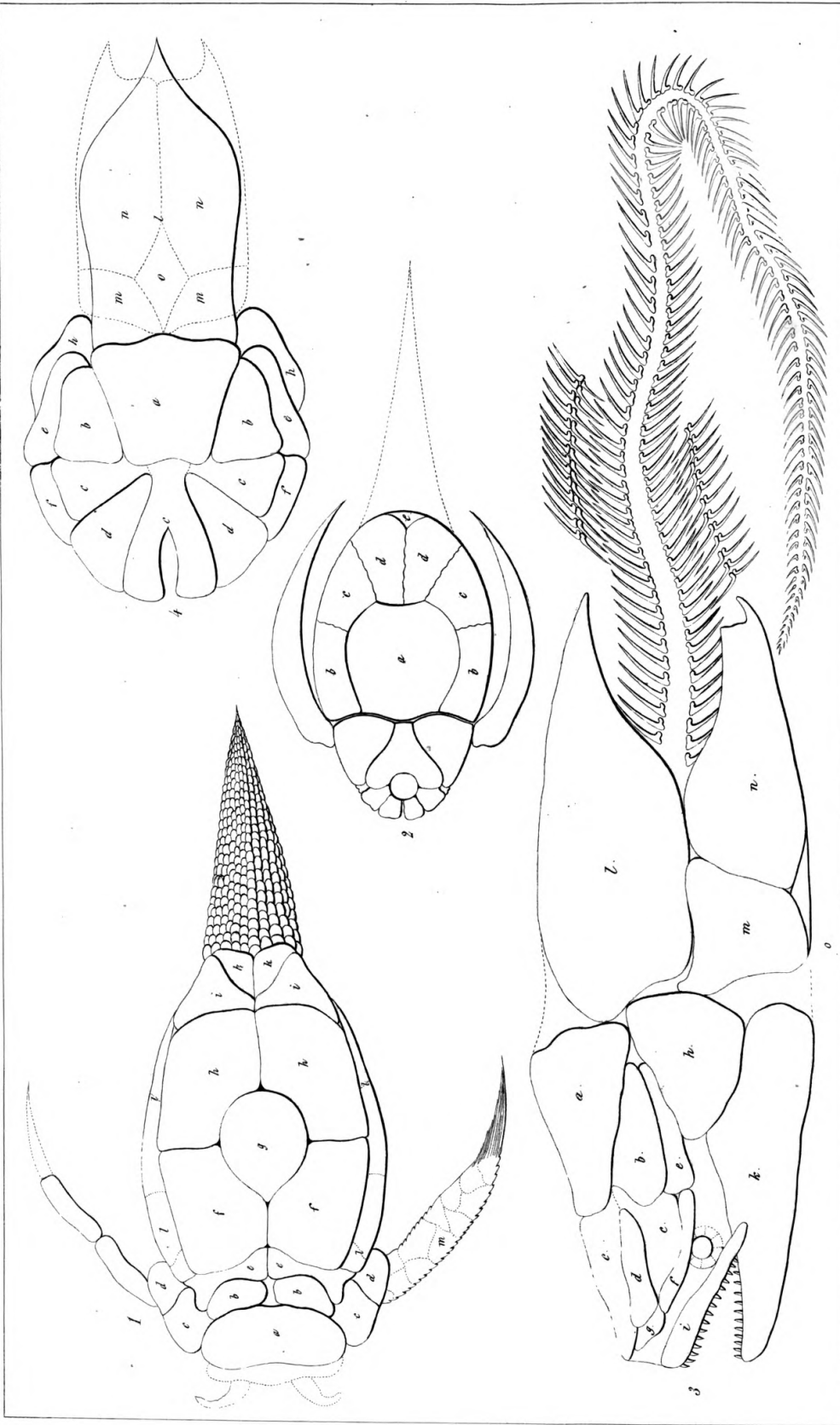
Lith. by Schuchert & Co., A. S. in New York.

Lith. by Schuchert & Co., A. S. in New York.

PTERICHTHYS PRODUCTIONS A.S.








Barthmann del.

Lith. dt. Neuber & Neubauer.

Fig. 1. PTERICTHITES; Fig. 2. PAMPHRACTUS; Fig. 3 et 4. COCCOSTEUS.



Old Red


Tab. 7.



Dintel del. Jäger in lap.

Lith. de Krieger & Thier & Menckner (Suisse)

COCCOSTEUS DECIPHIENS. A.G.



Old Red.

Tab. 8.




Plate 8. Fishes. No. 1. 1848.

COCCYDIA DECHMENSIS AG.

1848.






Dinkel del Jager in lap.

Lehn de Nuclet & Thes a Menchetel. (Suisse)

*COCCOSTEUS DECIPENS* Ag.






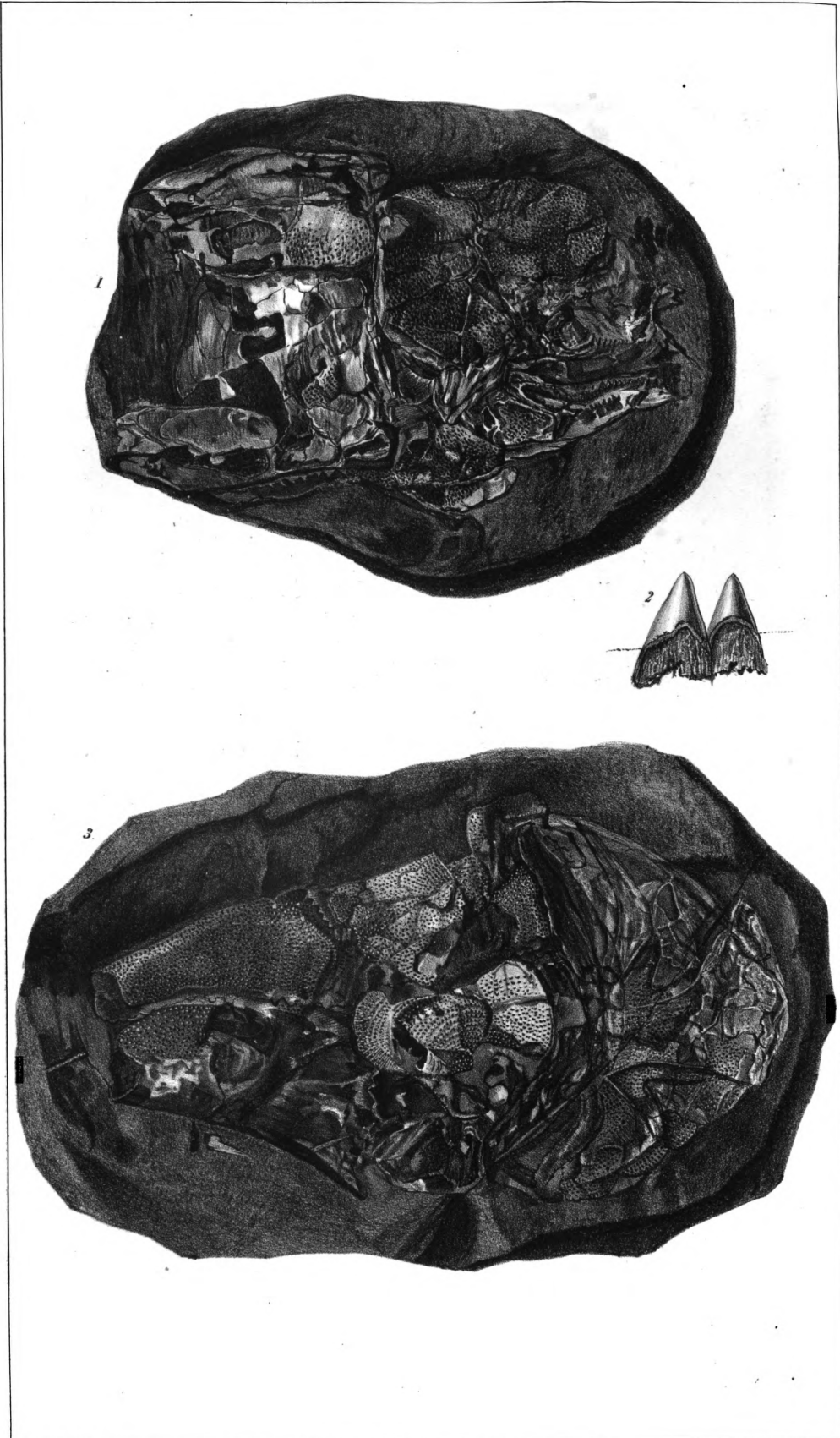


Old Red.

COCCOSTEUS DECIPIENS Ag.

Shook's coll. Banffshire. Tab. 10. Shook's. Edinburgh.






Dumbel del. Beschfield lith.

Lith. de Nicolet à Neuchâtel

COCCOSTEUS OBLONGUS Ag.



Tab. 12.


Old Red.




Tab. de l'histoire et de géologie de la Nouvelle Écosse.

CETIROLEPIS CUMMINGIAE Ag.

Lady Gordon Cumming del.







Trinkel et S. delin.


Lith. de Koenig et J. Neumann & Neuberger

1. 2. *CELESTINUS* *CELESTINUS* AG. 3. 4. *PHIL. SPHERANTHUS* AG. 5. 6. *DIPL. LONGISPINUS* AG.














CHEERAGANTHUS MICHOTIENSIS AG.





*IDIPLOPTERIS MACROCEPHALUS* AG.



Tab. 18.

Old Red.




with an Alcock's Fish a 'New' (1898)

Duboulet Bonified in 1898

THE SCOTTISH MUSEUM





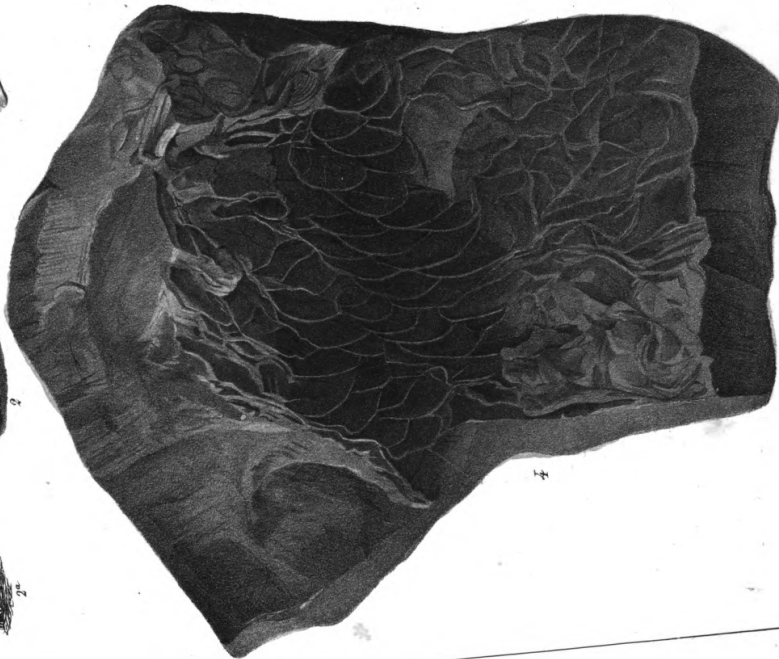
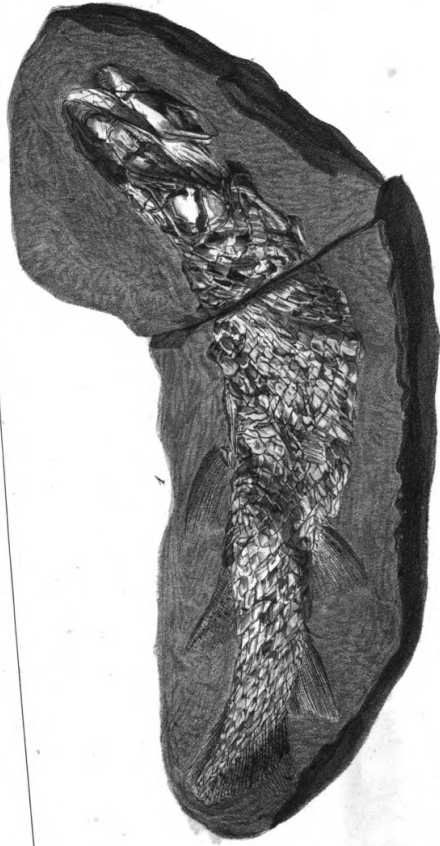


Fig. 1. 2. OSTEOLEPIS MAJOR AG. Fig. 3. 4. 5. GLYPTOLEPIS ELEGANS AG.

Old Red

Tab. 19. 19. 19. 19.

Genere 184






Lith. Steiner et Jungmann, Prag.

Tab. 15. 1. 4. 1844.


OLD RED. FISHES. PLATE 15.





Druckelstein. - Jäger inlay

Lith. de M. de Thier à Neuchâtel (Suisse)



Old Red.



*IDIPLOPTERUS MACROCEPHALUS* Ag.

A. Smith, ed. 1851, p. 109.






Old Red.



after the plates of Linnæus & Virenius (Günther)

Downloaded from <http://www.jstor.org/>

THE UNIVERSITY OF CHICAGO LIBRARY



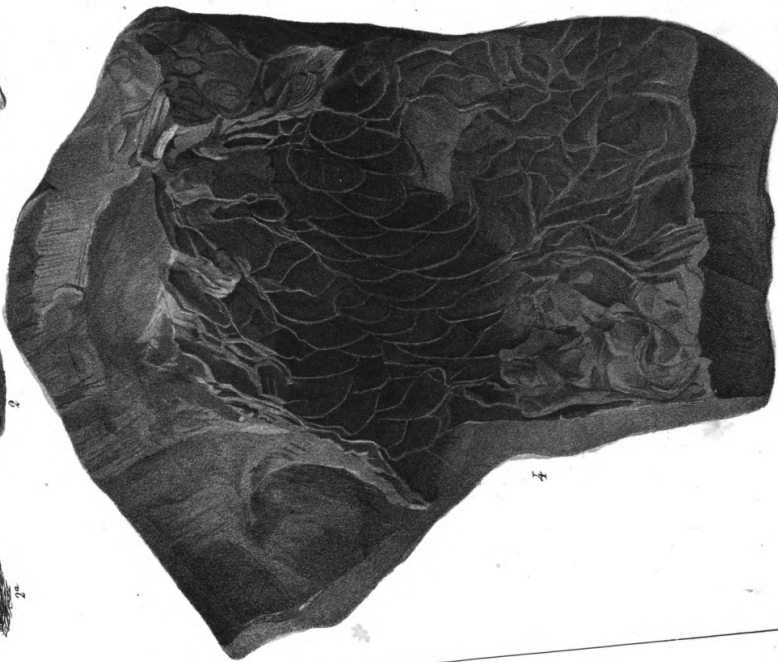
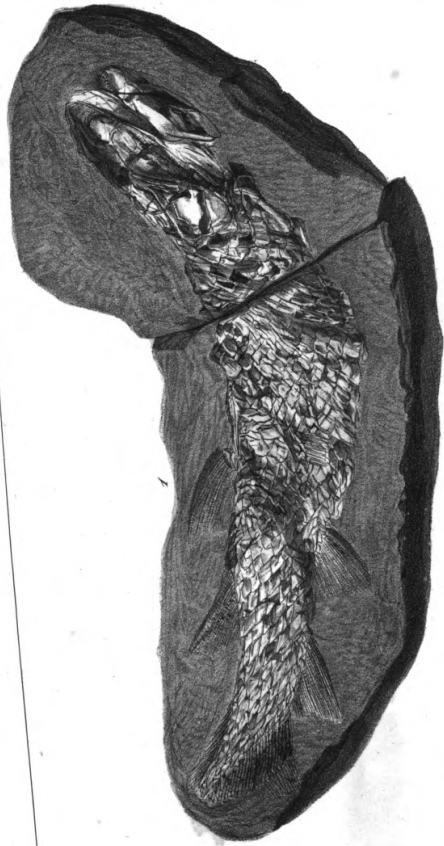


Fig. 1. 3. OSTEOLEPIS MAJOR AG. Fig. 4. 5. GLYPTOLEPIS ELEGANS AG.

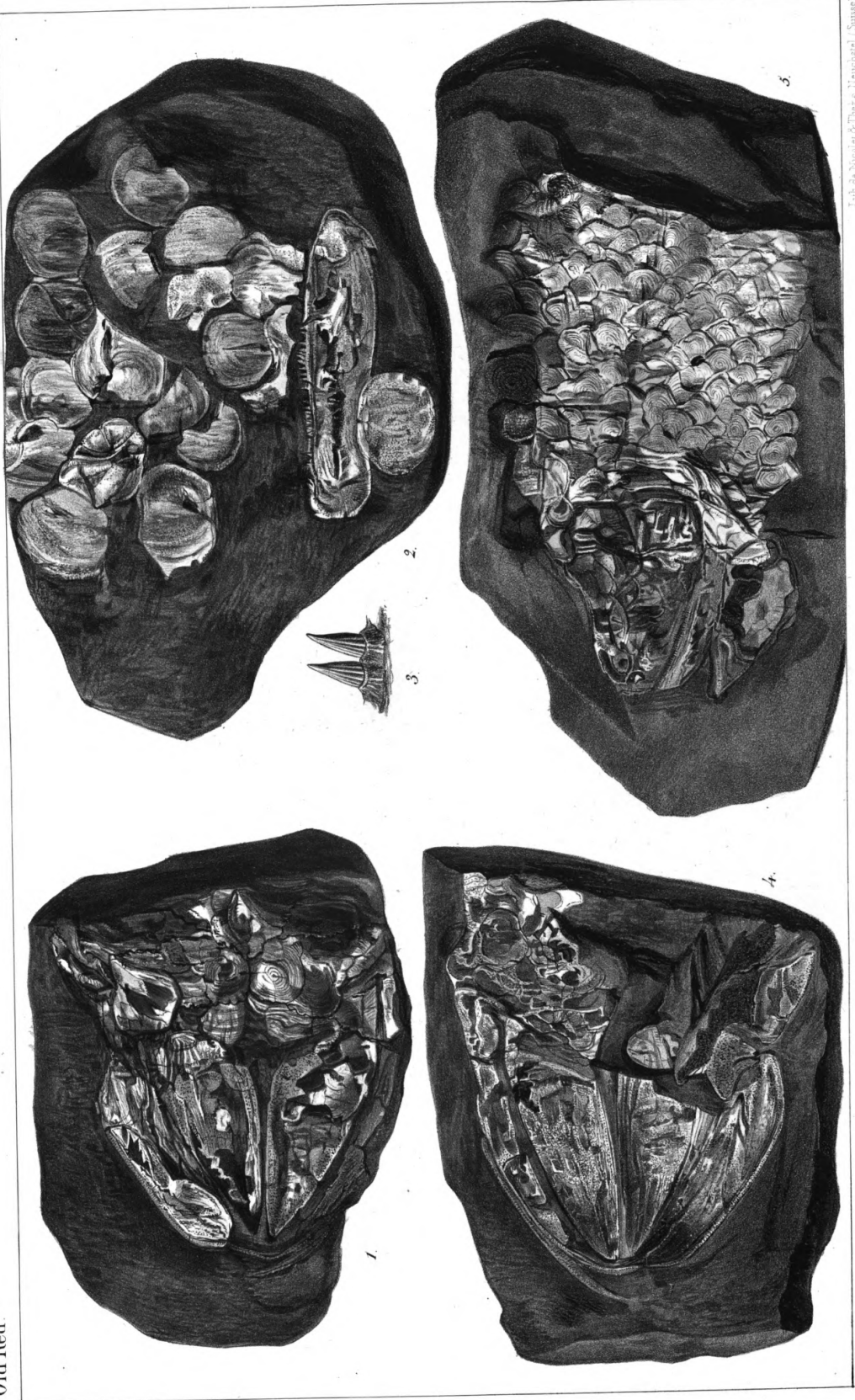
Old Red

Genève. lith.

Lith. de M. Schœberle & Neuchâtel.




Old Red.

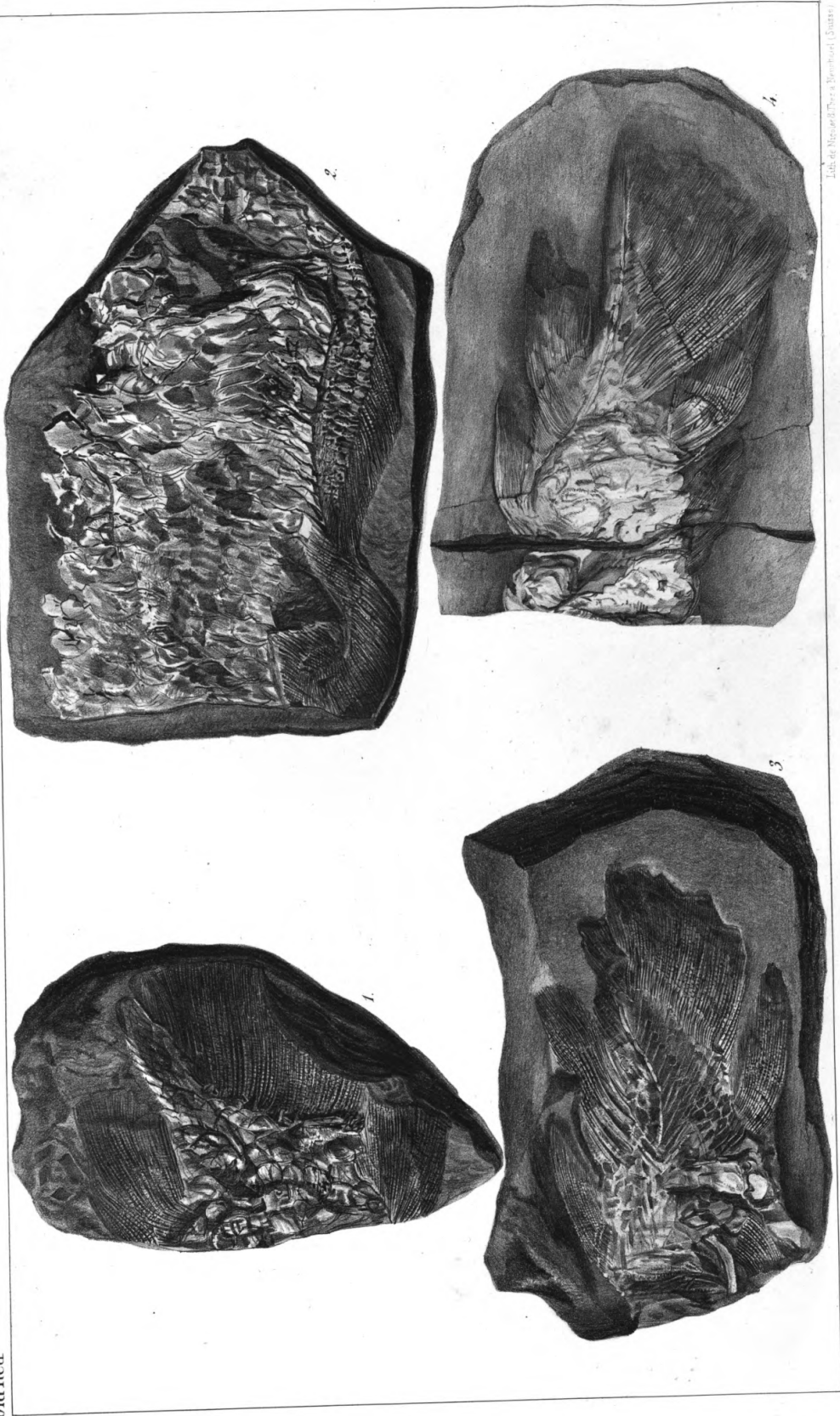


Tab. de Noëlle & Thiers, Houchard, Suisse.

Table n°. Jägerwald.



Old Red



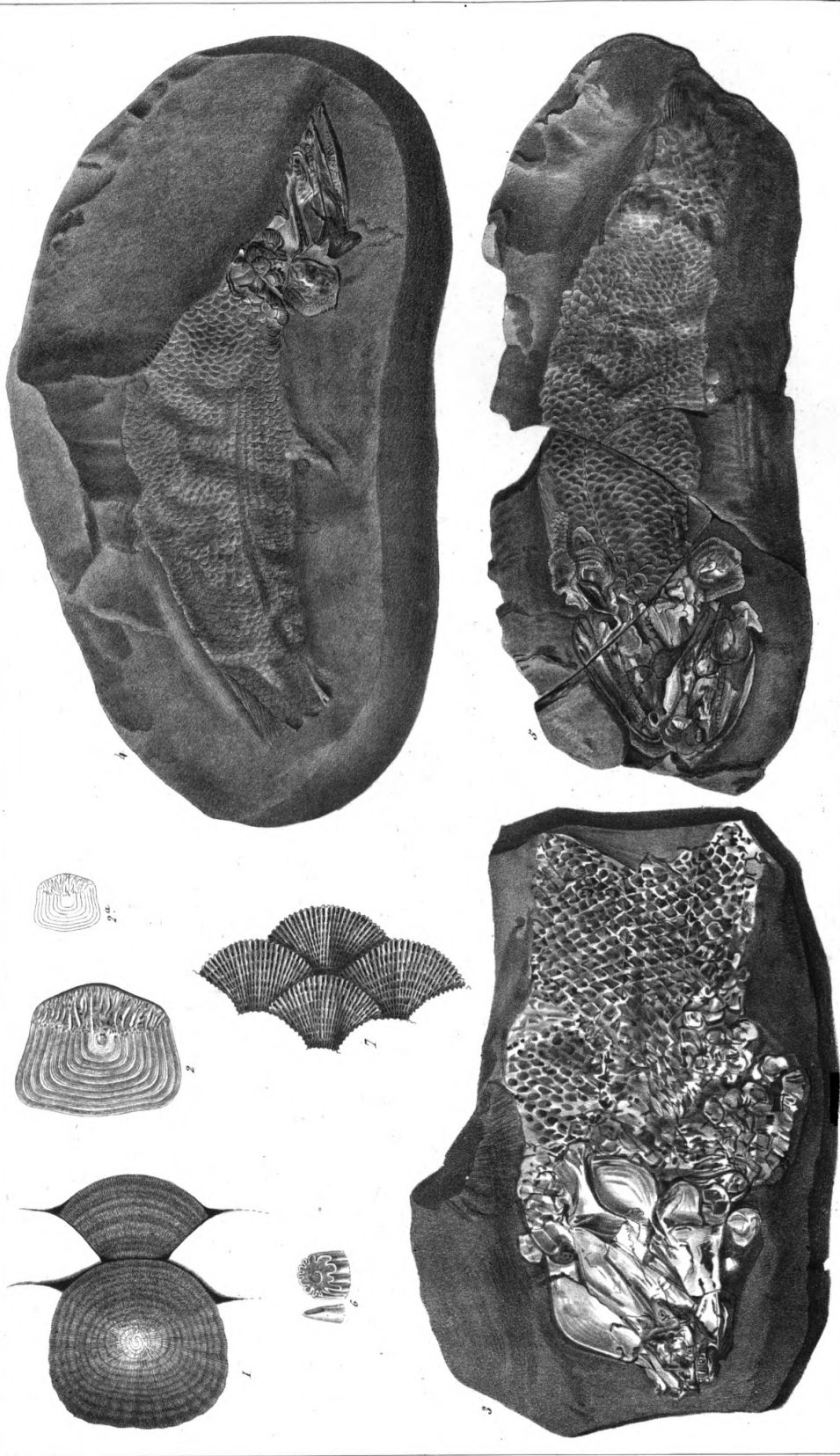
Leit. de Richard, Traité de Botanique (Linné)

GYPTOLEPIS LEPTOPTERUS. A. G.

Lundol. Cat. Berber. 1811 in leg.





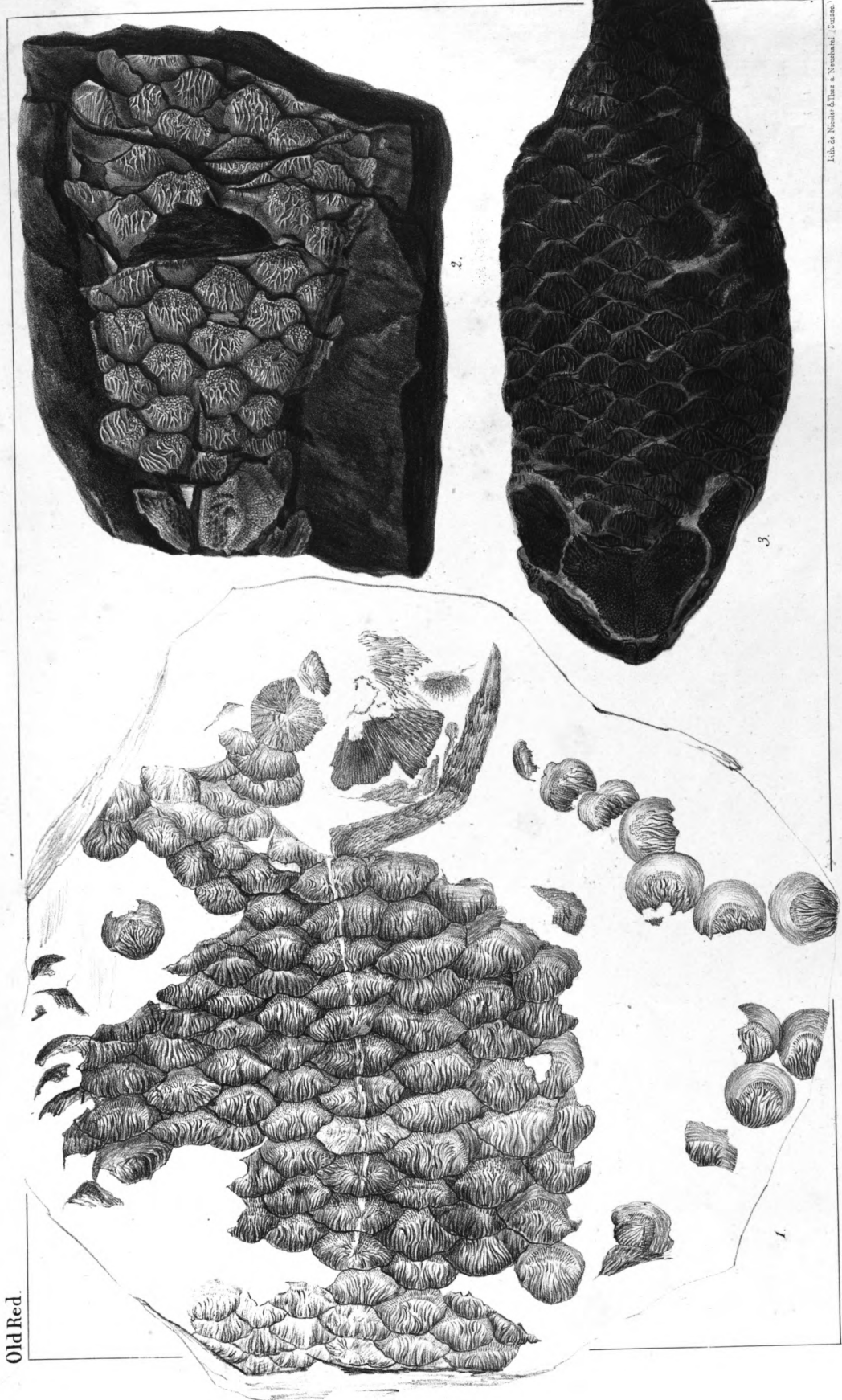


Duncker, *Abh. D. Ges. Nat.*

Lith. Anst. Wagner & Debes

Fig. 1. GLYPTOLEPIS LEPTOPTERUS A. G. - Fig. 2. G. ELEGANS A. G. - Fig. 3. G. MICROLEPIDOTUS A. G.






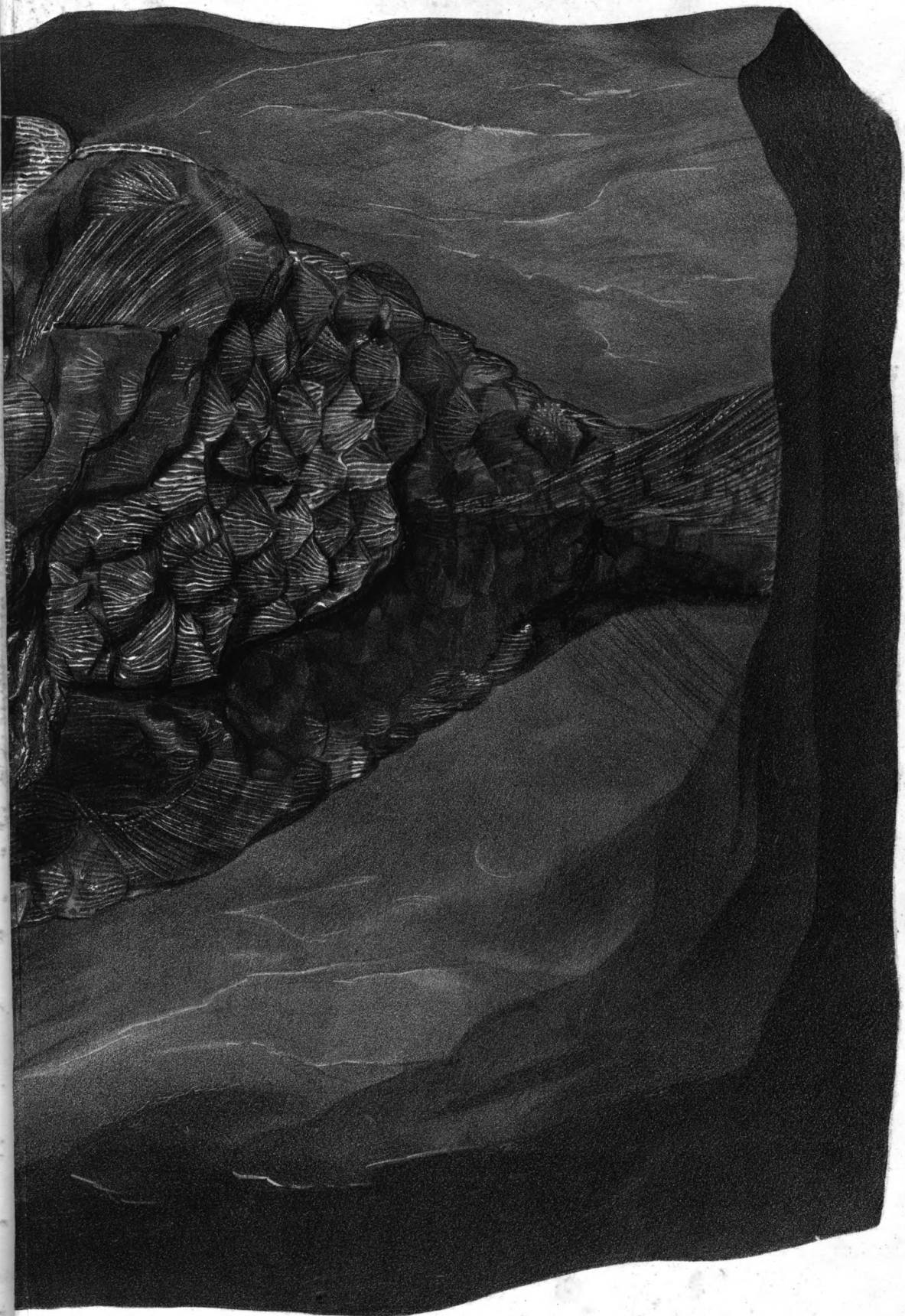
Old Red.

Durch gel. Beschäftigung


Tab. de Nöcher & Thier à Vreschitz, / Suisse.

1. HOLOPTYCHUS FLEMINGII AG. - 2. HOL. MURCHISONI AG. - 3. HOL. ANDERSONI AG.










Lith. Anst. Nicolaus & Koenig.

Edinburgh, 1846.

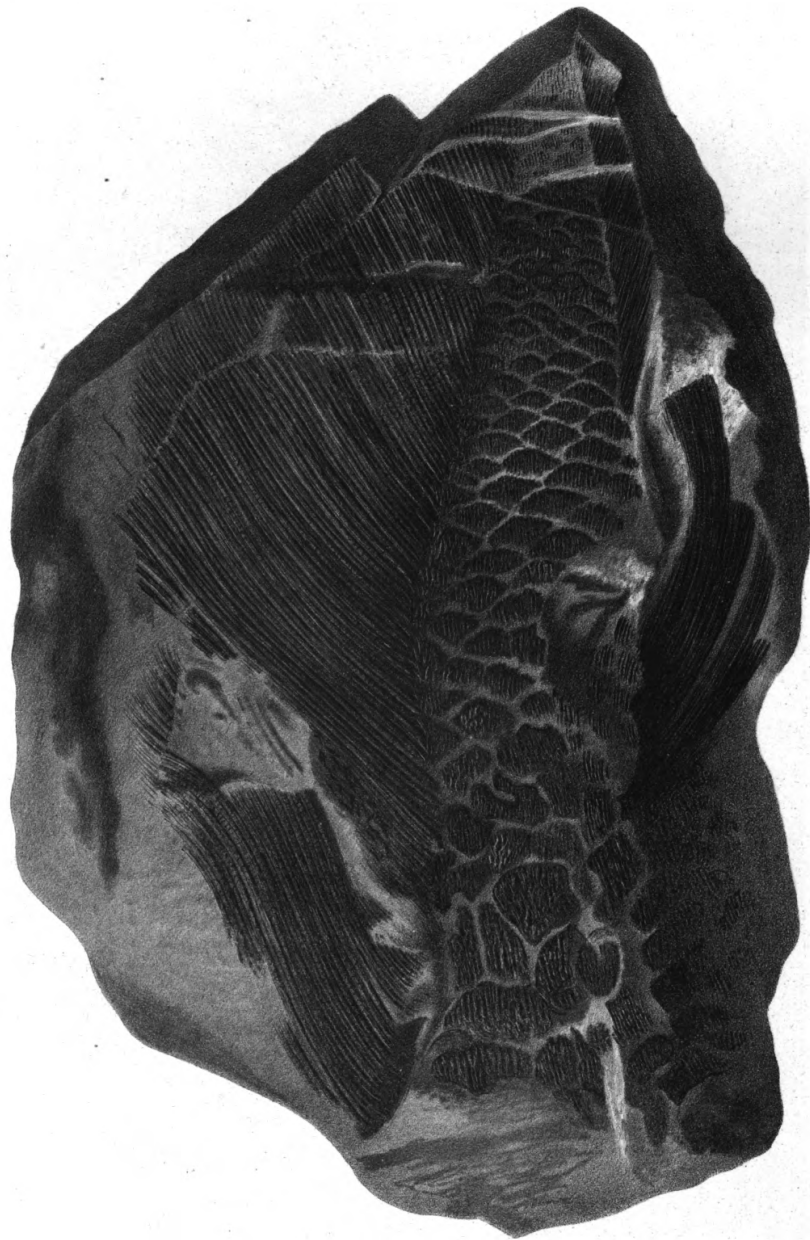
Fig. 1. PHYLLOLEPIS CONCENTRICUS A.G. Fig. 2-10. HOLOPTYCHUS GIGANTEUS A.G. Fig. 11. H. OMALIUSII A.G.





Old Red.

Tab. 25.



Engr. by H. Deemann lith.

Lib. Mus. Hist. Nat. Bonn.

PLACODERMUS JAMESONII A. G.



Old Red.

Tab. 26.



Embel. del. D. Reichenow lith.

Lith. Nicolaescheschke

PLATYGNATHUS MINOR AG.





Edw. Yreche & Meunier del.

Diibel del. Debeaux scul.

*Fig. 1. POLYPIPERACTUS PLATYCEPHALUS Ag. Fig. 2-4. PSAMMOPLEPIS PARADOXUS Ag. Fig. 5, 6. PLECOSTELUS ALLENI YRECHE & MEUNIER Ag.*

*Fig. 7. BOPIEHOLEPIS FAYOSSA Ag.*

\_\_\_\_\_





Fig. 1 & 2. *DENTRODUS LATUS* C. W. - Fig. 3. *D. SIGMORDEUS* O. W. - Fig. 4 & 5. *CRICODUS INCURVUS* A. G. - Fig. 6 & 7. *LAMNODUS BIPORCATUS* A. G. -  
 Fig. 8 & 9. *ACANTHODES PUSILLUS* A. G. - Fig. 10. *PLATYGNATHUS PAUCIDENS* A. G. - Fig. 11. *BOETRIOLEPIS FAVOSA* A. G.

Lith. an. Nicolaes Neubeck

Darmstadt. 1841.








Lith. by A. Smith & Weyland.

Fig. 1a 2. DENDRODUS SURMATUS Ow. = Fig. 3-5. D. STENOCYCLUS O. = Fig. 6a 7. D. MENESTHEANUS Ag. = Fig. 8-12. D. LATUS O. = Fig. 13. D. MINOR Ag. = Fig. 14 a 15. LAMNODUS BIPERCATUS Ag. = Fig. 16 a 17. L. FASTIGIATUS Ag. = Fig. 18. L. SULCATUS Ag. = Fig. 19 et 20. DENDRODUS.

Fig. 21 a 22. STENODUS MAREVALE Ag. = Fig. 23. COPROGONELLA. = Fig. 24. COPROGONELLA. = Fig. 25. ASTEROLITES ORNATA Eschsch.


Enlargement of life.





*Fig. 1-5* *COLEOPTERIDAE* *COLEOPTERIDAE*





Dunker, *Abh. Naturg. Jahrb.*

*Ann. d. Naturg. Museum.*

*Fig. 1. ASTEROLEPIS ASMUSI A. & Fig. 2-9. A. ORNATA F. & Fig. 10. A. SPECIOSA A. & Fig. 11. A. MINORA A. & Fig. 12. A. GRANULATA A.*






Fig. 1. PTEROCLEPTIS OBLONGUS AG. Fig. 2. COCCOSTEUS OBLONGUS AG. Fig. 3. PTEROCLEPTIS OBLONGUS AG. Fig. 4. ASTEROTRIPAS STICTOSA AG. Fig. 5-9. ASTER ORNATA ELCHW. Fig. 10. ASTER. HOENINGHAUSIA AG. Fig. 11. ASTER. BOOTH. Fig. 12. ASTER. BOOTH. Fig. 13. BOOTHROLEPIS FAVOSA AG. Fig. 14. BOOTH. ORNATA ELCHW. Fig. 15. BOOTH. ORNATA ELCHW. Fig. 16. ASTER. M. L. COLMISONI AG. Fig. 17. Fig. 17. Fig. 18. COCC. MAXIMUS AG. Fig. 19. COCC. DECEPTENS AG. Fig. 20-23. PLACOTHOIRAL PARADOXUS AG.

Fig. 1. PTEROCLEPTIS OBLONGUS AG. Fig. 2. COCCOSTEUS OBLONGUS AG. Fig. 3. PTEROCLEPTIS OBLONGUS AG. Fig. 4. ASTEROTRIPAS STICTOSA AG.  
 Fig. 5-9. ASTER ORNATA ELCHW. Fig. 10. ASTER. HOENINGHAUSIA AG. Fig. 11. ASTER. BOOTH. Fig. 12. ASTER. BOOTH. Fig. 13. BOOTHROLEPIS FAVOSA AG.  
 Fig. 14. BOOTH. ORNATA ELCHW. Fig. 15. BOOTH. ORNATA ELCHW. Fig. 16. ASTER. M. L. COLMISONI AG. Fig. 17. Fig. 17. Fig. 18. COCC. MAXIMUS AG.  
 Fig. 19. COCC. DECEPTENS AG. Fig. 20-23. PLACOTHOIRAL PARADOXUS AG.







Tab. 31. A. 1891. 1. 1891.

Fig. 1-3. *Pteroclella major* Ag. Fig. 4. *Coccosphæus cuspidatus* A. & Fig. 5. *Polytrachus platycephalus* Ag.  
 Fig. 6. *Eochoerax ferrugineus* Ag. Fig. 7-10. *Psalmiosteus arenatus* A. & Fig. 11 at 12. *Psalmiosteus arenatus* A.  
 Fig. 13 at 14. *Stagonolepis robertsoni* Ag. Fig. 15-18. *Stagonolepis tuberculatus* Ag.

Deussen in '47.








Fig. 1-7. DIPLOPTERUS MACROCEPHALUS Ag. - Fig. 8-13. OSTEOLEPIS MAJOR Ag. - Fig. 14-19. CHEILOPHORUS VERNEUILLI Ag.  
 Fig. 20-21. CHEILOPTERUS Ag. - Fig. 22-23. P. ANYGMAATUS JAMESONI Ag. - Fig. 24. GLYPTOLEPIS LEPTOPTERUS Ag. - Fig. 25. HOLOPTERUS FLEMINGI Ag.  
 Fig. 26. HOLOPTERUS Ag. - Fig. 27. DIPLOPTERUS AFFINIS Ag. - Fig. 28. ACTINOLEPIS TUBERCULATUS Ag. - Fig. 29-30. ASTEROLEPIS MINOR Ag.  
 Fig. 31. ASTER. APICALIS Ag. - Fig. 32-35. BOTHELOLEPIS FAYOSA Ag. - Fig. 36-37. BOTHELOLEPIS ORNATA LEWY.

Darwin in fig.

Lith. de A. Sauer & Hirschfeld.





ASTEROLEPIS Eichw.






Fig. 1-3. HOMIACANTHUS ARGUATUS A.G. - Fig. 4-6. HAFLACANTHUS MARGIVALIS A.G. - Fig. 7. C. D. DENTACANTHUS CREMULATUS A.G. - Fig. 8. OYD HETERODON A.G.  
 Fig. 9. NARCODES PUSTULIFER A.G. - Fig. 10. NAULAS SULGATUS A.G. - Fig. 11. BISSACANTHUS CREMULATUS A.G. - Fig. 12. BEYSS. LAEVIS A.G.  
 Fig. 16-18. ONCHUS HETEROXYRUS A.G. - Fig. 19-21. ONCHUS SUBLAEVIS A.G. - Fig. 22-23. P. TYCHACANTHUS DUBIUS A.G. - Fig. 24. CTENACANTHUS SERRULATUS A.G.  
 Fig. 25. CLIMATIUS RETICULATUS A.G. - Fig. 26-27. PAREXUS RECTIVUS A.G. - Fig. 28. COSMIACANTHUS MALCOLMSONI A.G.  
 Fig. 29-31. CLAUDODUS SIMPLEX A.G. - Fig. 32-33. CTENODUS KEYSERLINGII A.G. - Fig. 34. CTEN. WÖRTHI A.G. - Fig. 35. ONCHUS SEMISTRATUS A.G.

Zeichnungen von A. Schmidt & B. Schuchert.



