



Bodleian Libraries

UNIVERSITY OF OXFORD


This book is part of the collection held by the Bodleian Libraries and scanned by Google, Inc. for the Google Books Library Project.

For more information see:

<http://www.bodleian.ox.ac.uk/dbooks>




This work is licensed under a Creative Commons Attribution-NonCommercial-ShareAlike 2.0 UK: England & Wales (CC BY-NC-SA 2.0) licence.





48.1669.



48. 1669.







THE
CHOLERA AT MALTA

IN 1837;

FROM THE ITALIAN OF GIUSEPPE STILON, M.D., &c., &c.
PHYSICIAN TO THE CHOLERA HOSPITAL IN VALLETTA.

BY

SETH B. WATSON, D.M.,
OF ST. JOHN'S COLLEGE, AND FORMERLY ONE OF THE
PHYSICIANS OF THE HOSPITAL AT OXFORD.

TO WHICH IS PREFIXED

A L E T T E R

FROM

SIR JOHN STODDART, LL.D.

THEN CHIEF JUSTICE OF MALTA.

Improvisa Lethi
Vis rapuit, RAPIETQUE Gentes.



LONDON:
JOHN CHURCHILL, PRINCES STREET, SOHO.
MDCCCXLVIII.

LONDON:
G. J. PALMER, PRINTER, SAVOY STREET, STRAND.

CONTENTS.

Introductory Letter	<i>Page</i> 1
Table A.—Weekly Deaths by Cholera in Malta	37
Table B.—Deaths by Cholera in Malta, and Gozo	38
Table C.—Meteorological Table	39
Table E.—Comparative Effect of the Plague of 1813 and the Cholera of 1837, in Malta, and Gozo	40

CHAPTER I.

Physical causes predisposing to Cholera	46
-----------------------------------------------	----

CHAPTER II.

Physiological causes predisposing to Cholera	58
----------------------------------------------------	----

CHAPTER III.

Pathological causes predisposing to Cholera	61
---------------------------------------------------	----

CHAPTER IV.

Pathology of Cholera	64
----------------------	----	----	----	----

CHAPTER V.

Of the Premonitory Symptoms of Cholera	...	70
----------------------------------------	-----	----

CHAPTER VI.

Observations on the most remarkable symptoms of Cholera	85
---------------------------------------------------------	-----	-----	-----	-----	----

CHAPTER VII.

Of the presumed cause of Cholera existing in the air	101
------------------------------------------------------	-----

CHAPTER VIII.

Methods of different physicians in the treatment of Cholera	112
-------------------------------------------------------------	-----

CHAPTER IX.

Treatment in the first stage of Cholera	118
-----------------------------------------	-----	-----	-----

CHAPTER X.

Treatment in the state of collapse	126
------------------------------------	-----	-----	-----

CHAPTER XI.

Treatment in the third stage, or reaction	...	139
-------------------------------------------	-----	-----

CONTENTS.

v

CHAPTER XII.

Of Prophylactics 143

TABLE containing the names of the Cholera Patients received into the Hospital of the Normal School, and the quantity of calomel in grains taken by each ... 156



TO

DR. SETH B. WATSON.

MY DEAR SIR,

As I resided many years at Malta, and was there during the whole time of the cholera in 1837, you desire to know my opinion of Dr. Stilon's pamphlet on that epidemic; and also whether I can give you any additional information of the circumstances which attended the course of the disease. I shall endeavour to satisfy you on both points.

I knew Dr. Stilon well, and had the highest opinion both of his abilities and of

his honourable and benevolent character: and greatly indeed do I lament to have to speak of them in the past tense; for since I left the island, he has terminated his earthly career—an irreparable loss, not only to his family and friends, but to his profession and to the public! He was a native of Calabria, but entered, at an early age, into the British service, in the medical department of the navy, in which he attained the rank of surgeon, and eventually settled in Malta, with the degree of M. D. as a physician. In that capacity he was employed by the governor, by Mr. Hookham Frere, and by many of the principal families of the place, my own included, and his reputation among all ranks was deservedly high for ability, zeal, and humanity. He was therefore, when the cholera broke out in the island, most properly chosen by the then governor, Sir Henry Bouverie, to take the direction of the Cholera Hospital in Valetta. Nobly indeed did he discharge that arduous duty, which, added to his extensive private practice, required and found

in him almost superhuman energy. If the result, estimated by the proportion of cures to cases, was less favourable than might have been hoped, and considerably so when compared with those in the naval and military hospitals, this is easily to be accounted for by causes, on which he has slightly touched in his pamphlet, and to which I shall presently advert more at large—causes which, far from implying in him any deficiency of skill or exertion, only serve to place in a stronger light his persevering energy in contending with and overcoming difficulties apparently insuperable.

So much for his public character ; but I must not close this short tribute to the memory of a most excellent man, without mentioning, that in the course of my official duties, I had occasion to learn circumstances in his private conduct, which evinced extreme kindness of disposition, most active benevolence, and in serving others a total abnegation of self. Of the merits of his pamphlet, in a professional view, I cannot pretend to judge ; I can only say, with the

utmost confidence, that implicit reliance may be placed on his statements of fact. He was of too candid and straightforward a mind to dress up, or colour a case, to make it suit a preconceived theory. He sought honestly for the truth, and honestly recorded the event of his search.

I proceed to your second question. I have had occasion to observe that the situation and circumstances of Malta are known so indistinctly in England, that you must excuse me, if my statements appear rather pedantically minute. The Island of Malta is in the line of its extreme length, running south-east and north-west, about eighteen British statute miles, and in its greatest breadth (crossing that line at right angles) about nine miles. It is indented, especially on the north-east side, with numerous bays and inlets, of which the most remarkable form the great harbour and the quarantine harbour, separated by a promontory, on which stand the city and strong fortress of Valetta; whilst on the east side of the great harbour are the three united cities of

Cospicua, Vittoriosa, and Senglea. The ancient capital of the island, Citta Vecchia, now comparatively deserted, stands on an elevation near the centre of the island, and to the westward of it are some hills a little higher, but none which can properly be called mountains. The greater part of the island is nearly plain, with gentle undulations. There is little foliage, or herbage, and no pools or running water, and consequently few spots troubled in any degree with *malaria*, the fertile cause of epidemics in most other warm countries. Opposite the north-west end of Malta, at a distance of three miles and a half, is the Island of Gozo, about ten miles long, by four and three-quarters broad; and between them intervenes the small Island of Cumino, about two miles long and one broad. Gozo is more hilly than Malta, but in other respects very similar: it is deemed, however, more healthy. These two islands (for Cumino has scarcely any inhabitants) contained, just before the breaking out of the cholera, a total population of 119,878 souls, viz., in

Malta, 103,344, and in Gozo, 16,534. Of the inhabitants of Malta, very near one-half were contained in Valetta, (with its suburb Floriana,) Cospicua, Vittoriosa, and Senglea, all which together may be considered as forming the capital of the island, the seat of government, of trade, and of the chief military force. Here consequently were, on the one hand, the best means of guarding against illness; and, on the other, the greatest temptations to excess, and the worst haunts of misery. The remaining portion of the inhabitants was spread among casals and villages, containing from five or six thousand souls to a few hundreds each. This rural population was chiefly employed in husbandry, living very simply, working hard, and the great majority of them wretchedly poor; and in all these particulars they were resembled by the people of Gozo. The various calculations of the area of the three islands differ very widely: that which appears to me to be upon the whole most correct, makes it about one hundred and eighteen and five-sixths square miles,

of which about one hundred square miles are capable of cultivation. The population is, therefore, far more dense than in any other part of Europe, being in 1837 nearly 1,200 persons to a cultivable square mile. This, and the other circumstances to which I have adverted, must be taken into account, when we speculate on the progress of an epidemic in such a country.

The cholera had begun to move from Asia into Europe so early as 1829. In that year, the late Sir John Malcolm predicted that it would make the whole tour of Europe, and from his experience of its slow and insidious progress, he thought it would not accomplish the whole of that course in less than eight years. The last year of this term had arrived in 1837. The cholera had visited Russia in 1830, and England in 1831: it had ravaged Marseilles in 1835, and had appeared in Naples and Sicily in the spring of 1837. Still the governing authorities of Malta had made no preparations for its reception. A flattering delusion prevailed with some, (which I for one

did not share,) that Malta being a small island, fifty miles distant from the nearest main land, this epidemic would be unable to cross the channel, or would pass by without touching the Maltese shores. On the 24th of May, the Malta Government Gazette, printed at that time under the absolute control of the public secretary, congratulated its readers on the freedom of the island "from *cholera*, plague, earthquakes, and the grippe," "though it had for a long time past been surrounded, and pretty nearly too, by one or other of these visitations." The very next day, however, a startling fact occurred. No less than forty of the crew of H. M. Steamer *Medea* were attacked with *influenza*. The disorder increased: several hundred men of the squadron became affected by it, as were some persons on shore. Still the editor "*hoped* that the complaint was *trivial*." But, alas! on the 9th of June several cases of undoubted *cholera* at once broke out in the *Ospizio*, an asylum containing about seven hundred and fifty aged and impotent per-

sons. This building was situated in a damp part of Floriana, a suburb of Valetta; and being near to the Protestant burying-ground, probably received from thence noxious inhalations. The disorder spread rapidly among the inmates; so that in ten days no less than two hundred of them had died. Still the Government Gazette writer argued that this circumstance "furnished no general ground of despondency to the rest of the population." The governor, however, soon became sensible of the gravity of the occurrence. His first step was to remove the whole establishment of the Ospizio to Fort Ricasoli, an insulated building, on an airy spot at the mouth of the harbour. Orders for that purpose were given on the 13th, but from some misunderstanding the unfortunate individuals were subjected to a very injurious delay in carrying those orders into effect. When they were at length fixed in the fort, a new difficulty presented itself. The deaths increasing rapidly, the ordinary gravediggers refused to perform that office. It became necessary to employ the con-

victs ; but these men, finding themselves exempt in a great degree from control, used their temporary freedom for the perpetration of unbridled atrocities. Another unforeseen obstacle occurred. It was scarcely possible to obtain medical assistance for the sufferers. With one or two exceptions, (among whom was Dr. Arpa, whom I shall have occasion to mention more particularly hereafter,) the native Maltese physicians conceiving that the cholera was a kind of plague, and communicable by contact, absolutely refused to approach a cholera patient. I must not, however, be understood to impute to the medical gentlemen of Malta, on all occasions, either physical or moral cowardice. There have been times when they have exhibited calmness and courage in the last extremity of danger ; and I cannot omit to mention the instance of the police physician at the time of the plague in 1813. This worthy man having exposed himself to infection, in the discharge of his duty, took the disease, which terminated fatally. An English surgeon of

my acquaintance was present at his dissolution; and to him the sufferer said, with the utmost coolness and resignation, " You see these black spots on my arm; they warn me of the near approach of death: in two hours I shall be no more." The backwardness of the Maltese physicians during the cholera arose less from timidity than from ignorance. Had the government, years, or even months previously, taken proper means to enlighten them on the nature of the disease, which was so manifestly approaching, they would doubtless have been as ready as Dr. Stilon himself was, to combat the malady, when it first appeared.

On the 19th of June the governor adopted a measure, which might indeed have been more beneficially undertaken before the appearance of the epidemic, and in anticipation of its all but certain arrival; but which was (as the proverb says) " better late than never." He appointed a central committee of nine gentlemen, English and Maltese, for the supervision of cases of cholera, amongst

whom were the physicians of the Naval and Military Hospital, and of the Police. This committee immediately drew up a report containing many judicious suggestions, which either for want of means, or for other reasons, unfortunately remained in part without effect. They advised that a large and well-arranged *hospital* should be provided for each of the country districts; but the only hospital answering that description, that I heard of, on the civil establishment, was the Valetta Hospital, of which Dr. Stilon has so ably given the details in his valuable pamphlet. Indeed, if such hospitals had been opened throughout the island, it would have been difficult, if not impossible, to find medical men to perform the requisite duties, for the reason which I have before stated. The central committee next recommended the formation of *local committees* in all the casals, of which the members were to be approved by government. If this measure was anywhere carried into effect, I at least am not aware of any utility derived from its operation. The

central committee was invested by an ordinance of the government, with authority to issue orders, if confirmed by the governor, and with power to enforce those orders by compulsion. How far they availed themselves of the provisions of this ordinance I cannot pretend to say. They discharged with great zeal and regularity the duties imposed on them till their dissolution on the 26th of August; but it was understood that their suggestions were not always so readily attended to as might have been wished. On one very material point, however, the governor fully agreed with them; and that was in impressing on the public mind the doctrine that cholera is *not contagious*. In confirmation of this, they published the authoritative opinions of the physicians and surgeons of the hospitals of Paris. Various useful recommendations for guarding against the approach of the disease were also issued from time to time by the committee. Among these were the cleansing and white-washing the houses in the *Manderaggio*, the filthiest part of Valetta, which was carried

into effect under the direction of the police. The governor set on foot a voluntary contribution for the relief of the poor during the prevalence of cholera. He headed the subscription himself, and was liberally seconded by all the wealthier part of the inhabitants, both English and Maltese. The relief, however, consisted chiefly in the distribution of soup, which, I am afraid, was in some cases rather injurious than beneficial, by disturbing the action of the digestive organs in persons not accustomed to such a nutriment. The governor, from an early period of the disease, made one regulation which, in my own opinion, was very judicious. He caused to be published daily a numerical list of new cases and deaths, which, while it prevented exaggerated alarm, served to keep public attention alive to the full extent of the danger.

The Gazette notices it as a "*provident* measure" on the part of his Excellency, that certain medical men had arrived from Gibraltar, by his invitation, on the 28th of July. On that day, however, the disease

had raged above seven weeks; it had carried off near three thousand victims, and was already on its decline; and the measure would surely have been more "provident" had it been adopted on the day of the first attack; in which case, the Gibraltar surgeons might have reached Malta by steamers, before a dozen lives had been lost, exclusive of the inmates of the Ospizio. After all, the great, I may almost say the only practical, measure of material benefit to the population, was the establishment of the Cholera Hospital in Valetta, and the placing at the head of it a man so skilful, and, above all, so energetic, zealous, and persevering, as Dr. Stilon. When I mention one good man, however, who was engaged in this great work, I must not forget another, whose self-devotion ought to render his memory dear to his countrymen, and to every friend of humanity. There was a Roman Catholic priest, a Maltese, named TEUMA, who no sooner heard that there was a large hospital opened for the reception of cholera patients, many of whom

would infallibly die, than spurning the danger of contagion, in which most of his countrymen firmly believed, he took his bed with him into the hospital, and there remained, day and night, so long as the epidemic lasted ; for the sole purpose of administering to the dying those sacraments, which smooth with them the awful entrance into the valley of the shadow of death. Whether this heroic man has since been recompensed by any earthly distinction, I know not ; but surely he may expect the infinitely higher reward—" Well done, thou good and faithful servant ! Enter thou into the joy of thy Lord !"

After speaking so freely as I have done of the public proceedings at Malta, in relation to the cholera, I should not advert to a private matter, in which I am myself concerned, but that I think a knowledge of the circumstances may be useful, in particular situations, even in England. On the west side of the quarantine harbour, in an airy situation, about a mile distant, by sea, from Valetta, there is a village named *Sliema*,

much resorted to for country lodgings by persons in easy circumstances from the city. In 1837, about thirty poor families resided there, who were employed in agriculture: the number of other inhabitants it was not easy to ascertain, as many of them were mere temporary lodgers; but taking all classes together, the average number of individuals, during the period in question, may be estimated at four hundred and fifty. Six or seven of the better class of residents, English and Maltese, formed in this village a voluntary committee. They began by establishing a night-boat, to transport any persons who might be attacked in the night to Valetta, either for conveyance to the hospital, or to obtain the advice of the best physicians there, as they might wish. They procured a *cataletto*, a sort of bier, on which patients are usually carried to hospitals, in serious cases; and as nobody chose to receive into a private house this melancholy vehicle, they built a small hut just large enough to contain it. They then proceeded to engage a physician, at a monthly salary,

in the village. By good fortune they succeeded in engaging the above-mentioned *Dr. Arpa*, who, though a Maltese, having pursued his medical studies at Naples, had more enlarged views than most of his countrymen, and was not alarmed at the contagious character ascribed to cholera. A house was taken for him in the centre of the village: it was properly supplied with medicines and utensils; at the door were fixed a night-bell and lamp, and near the latter a board, inscribed, "Advice and medicine gratis, at all hours, for the cholera." But the principal and most material stipulation was, *that the doctor should walk through the village morning and evening, inquire into the state of health of every family, and if any premonitory symptom appeared, should immediately apply to it the proper remedy.* With regard to the poor, the committee determined to relieve them, by giving, not soup, but bread, with a proportionate quantity of any kind of food *to which they were most accustomed*; only taking care that it should be digestible,

wholesome, and sufficient; and Dr. Arpa kindly undertook to superintend the distribution every morning. In an English gentleman's family, as the Maltese servants are usually kept on board wages, and mess together, as they think best; the master contributed something to their mess, to insure its being substantial and wholesome; and instead of the ordinary wine, which they drink mixed with water, and which by its acidity might have provoked diarrhœa, he issued daily to them a proper quantity of brandy and water ready mixed. After all these precautions for the body, the Maltese members of the committee, well knowing the anxiety of their countrymen for those last sacraments which they deem essential to the repose of the soul, applied to the bishop to make their little chapel a sacramental one, and appoint to it a duly qualified priest. A whole month elapsed before these objects could be attained; but at length a capuchin friar arrived, a man of much simplicity, mildness, and piety; and from that moment all the inhabitants of the

village looked without apprehension to the progress of the disease. Thus the committee obtained the two great ends it had in view; namely, to calm those apprehensions which so often enhance the danger of an epidemic; and to secure the earliest possible attention to symptoms easily counteracted in the outset, but rendered fatal by even a short neglect; and all this was done without any expense whatever to the government, by the voluntary contributions of the inhabitants.

Such being the circumstances of Malta, and such the means, public and private, adopted to deliver it from the dreadful scourge of an epidemic, which had ravaged so many countries, I come now to notice the results of the measures pursued. To render my observations on this head more easily intelligible, I subjoin four tabular statements, marked A. B. C. D. The first contains a statement of the deaths in the different cities, casals, and villages of Malta alone, from the 9th of June to the 2nd of September, in twelve columns, each

containing the deaths of a week, except the first, which comprehends twelve days, and the last only four. The second table contains the remaining deaths in Malta, and all the deaths in Gozo, (without distinction of casals, &c.,) till the termination of the epidemic on the 4th of October, and compares the whole number of deaths with the whole number of cases of attack. The third is a meteorological table of the state of the winds, and of the atmospheric temperature as indicated at its lowest and highest degree, each day, by Fahrenheit's thermometer. And the last table presents a comparative statement of the number of deaths occasioned by the plague of 1813, and those caused by the cholera of 1837. The reducing of statements of fact to a tabular form is doubtless of great use in facilitating the general comprehension of a subject; but as my old friend, the late Sir Humphrey Davy, once observed to me, they should be regarded at best as mere approximations to the exact truth. There will always be, in a given number of observations or experiments,

some difference in the careful attention to, or precise notation of the facts, some omission of minute circumstances in one case, or exaggeration of them in another. All that can reasonably be expected is that they should be conscientiously framed, with as much accuracy as the means possessed by those who draw them up will enable them to observe. This rule I have endeavoured to follow in framing the tables above mentioned; and the inferences which I draw from them will be found, I believe, pretty near the truth, with that fair allowance which the nature of the case demands.

I have mentioned that during the prevalence of the cholera, daily reports were published, by the governor's order, of the new cases of attack, and of the deaths, in all parts of the island, except the small village of Melleha, which was altogether free from attack. These reports, however, were only continued with the same minuteness till the 2nd of September, after which the disorder decreased so rapidly, that it was only

deemed necessary to state the numbers as applicable to the two islands of Malta and Gozo, without further distinction. It is perfectly clear from Appendix A., that with the exception of the Ospizio, the disease began in Malta with a small number of victims, gradually advanced to a much greater, and then gradually subsided. In twelve days, from June the 9th, there were but five deaths, in a week, from the 12th of July, seven hundred and seventy-four, and in four days, from the 30th of August, fifteen. And so it was in almost every separate district; for instance, in Senglea it rose from two to one hundred and four and declined to five; in Zeitun from one to seventy-eight and fell to six. When I say that it is perfectly clear that there was a gradual rise and a gradual fall, I do not mean to say that these figures exactly indicate the ratio of the variations in each district. It is impossible, at this distance of time, to ascertain how many of the sufferers, that died in the hospital of Valetta, may have been attacked elsewhere; and this circumstance precludes a strict

numerical accuracy of comparison ; but of one point we may be certain, that there must have been a very marked and rapid increase, and a gradual declension in the deaths, and consequently in the intensity of the epidemic, in almost every district, and most obviously so in the instances above mentioned of Senglea and Zeitun.

This table, (A.,) too, seems pretty clearly to indicate, when compared with the map of Malta, that the cause of cholera, whatever it may be, does not depend either on personal contact, or on local proximity ; for Birchircara and Balzan are within half a mile of each other, connected by the high road to Valletta, and the inhabitants are in daily communication. Yet in Balzan no death appears to have occurred till the week after the epidemic had reached its utmost height in the island, and the whole loss of lives was seven, while in Birchircara (a place indeed of much larger population) the deaths began in June, and the whole loss was one hundred and seventy-three. So Curmi lost one hundred and thirty-seven, Attard, about a mile dis-

tant, (and with a fourth of the population,) only eight. The table (A.) is framed so as to show at once (subject to the above remarks) the great or small number of deaths in each district, and by reference to table (C.) it will be seen, so far as the latter extends, that the deaths bore no assignable proportion to the population in the respective districts; for instance, Vittoriosa, with between four and five thousand inhabitants, lost one hundred and forty-five lives; Sliema, with a tenth of that population, only two. In point of fact, Sliema lost but one of its inhabitants, a lady who refused to submit to Dr. Arpa's medical treatment; the other death being that of a labourer who was accidentally employed on a field in this district, but belonged to Birchircara, and consequently had not the advantage of the distribution of food which was made to the poor of Sliema.

The table (B.) shows that there was in Gozo the same gradual rise and decline in the intensity of the epidemic as in Malta, viz., a rise from eight deaths in a week to

ninety-three, and a decline to seven. The proportional effect on the population of the two islands was, however, very different. The civil population of Malta being (as shown in table D.) 103,344, and the deaths 3,784, the proportional loss of life was one in about twenty-seven and one-third. In Gozo, on a population of 16,534, the deaths being 368, the proportion was only one in forty-four and eight-ninths. To what causes this difference may be ascribed I know not. Some difference of circumstances may be pointed out. Gozo was attacked twenty-seven days later than Malta. The island is smaller; and is generally esteemed more healthy. It has no large city or port, the seat of luxury, dissipation, and immorality, and the resort of mendicants and profligates of the lowest class. It has few soldiers and no sailors, except the native fishermen, and those regularly employed in the passage to and from Valetta. Though the majority of the inhabitants are poor, their exclusive occupation in agriculture, joined to their simple and regular habits of life, may perhaps

harden their constitutions against epidemic attacks. They are not so closely crowded together in their dwellings as is the case in the cities and larger casals of Malta. It is true that they had, during the cholera, little medical assistance; but in this respect they were not worse off than the inhabitants of most parts of Malta. There were indeed physicians in both islands, but physicians who would not come near a cholera patient. From one source of misery Gozo was free. None of the sufferers were thrust, at the last extremity, into a Cataletto, transported for miles through a broiling sun, and laid down at the hospital door in a dying state, as Dr. Stilon shows to have been more than once the case in Valletta.

Table C seems most clearly to prove that neither the direction of the wind, nor the temperature of the atmosphere, has anything whatever to do with the introduction, permanence, increase, or diminution of this remarkable malady. Of the winds which prevail at Malta, those which blow from the north and west are indisputably the most

refreshing, and in ordinary cases the healthiest: yet out of the one hundred and eighteen days that the disorder lasted, (omitting four, when there were calms, or variable airs,) the proportion of the more to the less salubrious winds was as seventy-one to forty-three: and in the very week, ending the 18th of July, when the deaths were at the highest, viz., eight hundred and three in the two islands, the winds ranged exclusively from north to north-west. The variations of temperature exercised as little influence on the intensity of the disease. During the same week, when the deaths were at eight hundred and three, the temperature ranged only from seventy-four to eighty-four; whereas, in the week ending the 15th of September, it ranged from seventy-eight to eighty-six, and the deaths were only fifty-two. Nor was even the last-mentioned height of temperature extraordinary in Malta; for on the 5th of September, 1828, it reached the point of ninety-one.

I have added the table D. rather as a matter of curiosity than as throwing any

important light on the subject of the cholera. The two diseases were not only essentially distinct in their operation on the human frame, but they differed as widely in all the circumstances which marked their course at Malta. The plague was generally believed, on very strong evidence, to have been introduced into the island by some infected goods, and to have been communicated by contact alone. The cholera was, on equally good grounds, believed to have arisen from the state of the atmosphere, and not to have been communicable by mere contact. The former seized the patient without warning: the latter was preceded by premonitory symptoms, always manageable if attended to in due time. The actual loss of life was spread in the plague over nearly nine months, and amounted to 4,668 deaths: the cholera, which lasted little more than three months, destroyed 4,152 of the civil inhabitants. In the first case, the loss was about four and a quarter per cent. of the population, in the latter not

quite three and a half. The consequential injury inflicted on the island by the plague was incalculably greater than that occasioned by the cholera: it broke up the commerce of the island, impoverished the inhabitants, burthened the government with expense, and obliged it to resort to a loan at an interest of twelve per cent.; none of which circumstances attended the cholera. To extirpate the plague demanded all the energy of so able and resolute a man as Governor Maitland: the cholera ceased of itself, without necessitating a resort to any violent or costly measures on the part of the government for its suppression. In the interval between these two visitations, an increase of nearly ten thousand souls had taken place in the general population of the islands; and is presumable that this augmentation bore somewhat of a like proportion in each district. I know indeed that this was not exactly the case in 1827, on which I have founded the approximative estimates for 1813 and 1827; but these cannot be far

from the truth, on the whole, the excess in some instances being compensated by the deficiency in others.

You will not expect me to discuss the different methods pursued for the alleviation or cure of cholera in Malta. That would require a degree of scientific information which I do not possess. I may, however, observe on the open and obvious inferences to be drawn from a comparison of the number of cases which occurred with that of the deaths which ensued.

In the civil hospital in Valletta, the cases were five hundred and forty-eight, and the deaths three hundred and six, or about fifty-six per cent.

In Malta at large, the cases which are stated to have occurred in the civil population were 7,672, and the deaths 3,784, or about forty-nine and a quarter per cent.

In Gozo, the cases were eight hundred and eighteen and the deaths three hundred and sixty-eight, or about forty-five per cent.

In the Naval Hospital, the cases were

sixty and the deaths twenty, or thirty-three and a quarter per cent.

In the Military Hospital, the cases were three hundred and three and the deaths seventy-one, not quite twenty-three and a half per cent.

Now these statements alone, however plain on the face of them, can lead to no distinct judgment on the merit of the treatment followed in the respective classes referred to. Dr. Stilon has clearly shown that it was impossible not to expect numerous deaths in the Civil Hospital, where many patients were brought in at the point of death, and expired soon after admission; and the only wonder is that he was enabled to rescue so many as forty-four sufferers out of one hundred in states so desperate. Probably this could not have been done by means less powerful than those which he employed; for he appears to have administered to two of his patients in successive doses *a thousand grains of calomel each!* and both of them recovered.

In Malta and Gozo generally, it would be

vain to look for anything like a systematic mode of treatment. Nearly one-half of those who were attacked fell victims to the disease; the others generally owed their recovery to the strength of their constitutions, or to the comparative purity of the atmosphere in which they dwelt, and which perhaps the Gozetan enjoyed in greater purity than the Maltese.

Both the Naval and Military Hospitals were under the care of most able, zealous, and humane physicians. The Naval Hospital stands in a most airy situation, admirably built, well ventilated, and kept as clean and sweet as any private house can be. Whether there was any difference in the practice followed there from that of the Military Hospital I know not. Probably the cases sent to the former were of a less favourable nature than those received by the latter, which may account for the greater proportion of deaths in the one establishment than in the other.

One circumstance relating to the military patients I must not omit to mention. The detachment of artillery suffered, in relation

to their numbers, more than the other part of the garrison: and yet I was informed by their colonel that some of the victims were among the finest, and most temperate young men in the corps. I infer from this circumstance, that their liability to the disease was owing to the damp, confined, or ill-ventilated state of their barracks. Coupling this fact with that of the first appearance of the disease in the Ospizio, an ill-placed and crowded building, I am led to conclude that the cholera virus, or miasma, whatsoever it may be, is rendered much more intense in damp places without sufficient ventilation, and where the air is already corrupted by the respiration of many persons in the same apartment by night as well as by day. Indeed, I do not see how we can explain the other remarkable fact, that while the military, who all live in barracks at Malta, furnished 303 cases, and seventy-one deaths, there occurred among the other English inhabitants a very few serious cases, and only two or three deaths, and even these latter were of individuals of intemperate

habits, or under the weakening influence of terror.

After all, I am deeply convinced, that *pre-ventive measures* are far the most important that can be taken during the prevalence of such an epidemic as the cholera, of which at Malta almost every person felt at times some premonitory symptoms. Though at Sliema, as I have said, there were only two deaths, and indeed only two cases, which Dr. Arpa thought of sufficient gravity to report them to the government, there were at least forty, which he arrested in early stages, and which therefore gave the individuals comparatively little trouble. Every one of these might, and most of them perhaps would, have led to collapse, with a great probability of death, but for the system of *constant medical surveillance*, which the worthy physician carried into effect. I am aware that it would be morally impossible to practise such a system in a vast metropolis like London; but there are many country parishes in Great Britain, where, with the countenance and aid of the resident

gentry, and especially of the clergyman, an active physician or surgeon would have no difficulty whatever, in preventing the cholera from producing any fatal effect.

I am, my dear Sir,

Your faithful friend,

JOHN STODDART.

Brompton Square, October, 1848.

TABLE A.

Weekly Deaths by Cholera in Malta from June 9th to September 2nd, 1837.

Valetta	32	186	193	179	144	71	20	20	8	6	2	Total.	761
Ospizio, &c.	232	158	44	9	2	445
Senglea	2	19	66	104	74	51	11	7	11	5	350
Cospicua	1	13	47	48	78	40	30	20	7	6	1	..	291
Zeiten	1	19	37	78	64	32	21	6	4	6	268
Zebbug	1	13	31	53	37	42	22	8	7	5	1	..	220
Lia	1	7	26	15	22	15	9	12	9	176
Birchircara	6	15	24	39	43	29	10	4	2	1	173
Floriana	3	7	23	33	21	18	20	16	6	2	12	5	..	166
Citta Vecchia	1	1	15	31	25	26	15	25	13	2	..	154
Vittoriosa	4	10	25	26	35	29	15	4	2	3	145
Curmi	2	10	38	37	31	13	4	1	1	137
Zurricco	7	25	25	18	13	7	1	96
Zabbar	1	2	8	25	21	16	6	4	2	1	86
Siggeui	1	15	28	14	8	2	1	2	71
Asciak	5	10	16	11	6	1	..	1	50
Musta	2	6	9	7	3	3	2	..	32
Tarscien	1	6	6	6	5	4	1	29
Nasciar	8	3	2	4	3	3	1	2	1	..	27
Luca	2	7	8	1	1	19
Gudia	7	1	2	2	2	14
Micabiba	2	3	4	2	..	1	1	1	14
Gargur	1	2	4	4	..	2
The Lazaret, &c.	2	1	2	2	2	2	1	13
Pietà	1	1	2	2	1	1	12
Attard	1	..	2	1	1	2	1	8
Balzan	2	..	1	..	3	1	8
San Giuliano	1	3	1	1	7
Crendi	1	2	6
Chircop	1	..	1	3
Safi	1	..	1	2
Sliema	1	..	1	2
Milit. Hospit.	4	13	24	13	14	2	..	1	71
Naval Hospit.	1	5	1	8	1	3	1	..	20
Tot. per Week	*237	222	276	580	774	698	462	246	130	99	80	+15	3,819	
	1	2	3	4	5	6	7	8	9	10	11	12		

* 12 days.

† 4 days.

TABLE B.

Deaths by Cholera in Malta and Gozo.

1. In Malta, from June the 9th to September the 2nd, 1837,		
(sup. App. A.)	.	3,819
" from September 3rd to September 5th	.	12
" " " " 12th	.	16
" " " " 19th	.	15
		<hr/>
		43
2. In Gozo, from July the 5th to July the 12th	.	8
		19th 29
		26th 93
		August 2nd 57
		" 9th 34
		" 16th 17
		" 23rd 35
		" 30th 40
		September 6th 25
		" 11th 10
		" 18th 13
		<hr/>
		361
3. In Malta and Gozo from September 18th to 27th	.	13
to October 4th	.	7
		<hr/>
		20
Total deaths from June 9th to October the 4th	.	4,243
Deduct for Military and Naval	.	91
		<hr/>
Deaths of the civil population	.	4,152
Deaths in Malta	3,784
Deaths in Gozo	368
		<hr/>
The total number of cases was	.	8,853
viz. in Malta	8,035
viz. in Gozo	818
		<hr/>
Deduct cases in the Military Hospital	.	303
" Naval Hospital	60
		<hr/>
Cases of the civil population	.	8,490
viz. in Malta	7,672
viz. in Gozo	818

TABLE C.

METEOROLOGICAL TABLE,

During the prevalence of the Cholera at Malta, 1837.

JUNE.		JULY.		AUGUST.		SEPTEMBER.		OCTOBER.	
Wind.	Therm.	Wind.	Therm.	Wind.	Therm.	Wind.	Therm.	Wind.	Therm.
1		N.	74·79	WNW.	77·80	S.	83·86	ESE.	71·74
2		SE.	73·79	NE.	78·81	S.	83·85	N.	70·73
3		NNE.	76·81	ESE.	76·80	S.	82·86	SE.	69·71
4		Variab.	75·82	N.	75·79	S.	81·85	ESE.	67·71
5		SSW.	78·83	W.	77·80	NNW.	78·33		
6		W.	78·84	NW.	76·81	ESE.	79·84		
7		N.	75·83	NNW.	77·82	WNW.	79·85		
8		E.	76·82	NW.	78·82	SW.	72·76		
9	S. 66·74	SE.	78·82	E.	78·83	NW.	75·77		
10	SW 67·78	S.	78·83	E.	79·83	WNW.	73·76		
11	N. 69·79	S.	76·81	WSW.	77·81	WSW.	76·77		
12	N. 76·80	N.	79·84	Calm.	77·82	SW.	76·78		
13	N. 75·80	NW	74·82	NNE.	78·83	SW.	79·82		
14	SSE.	NNW.	74·79	N.	78·83	SW.	77·80		
15	S. 77·81	NW.	75·88	E.	79·84	NW.	74·79		
16	W. 76·84	N.	74·78	E.	79·83	N.	75·79		
17	NW 76·83	NNW.	75·79	SW.	79·84	NE.	75·78		
18	W. 78·85	NW.	77·80	NW.	76·83	N.	74·77		
19	NW. 76·84	WNW.	76·81	ESE.	77·81	N.	74·77		
20	W. 77·82	NW.	74·79	NE.	79·82	WSW.	74·78		
21	ESE.	WNW.	74·77	N.	77·84	WSW.	74·77		
22	NE.	W.	73·78	N.	78·84	SSE.	73·78		
23	NRE.	NW.	73·77	Calm	76·82	ESE.	73·77		
24	W. 70·75	E.	73·76	W.	77·83	SSE.	72·76		
25	WNW.	W.	74·77	WNW.	78·83	NNW.	72·74		
26	SSE.	NNW.	75·78	NW.	76·81	W.	71·75		
27	N. 72·77	NNE.	75·77	NW.	78·82	WNW.	71·75		
28	SSE.	E.	76·78	W.	77·82	N.	73·76		
29	NNE.	E.	77·79	WNW.	78·84	S.	74·76		
30	WNW.	ESE.	77·80	SW.	78·83	NNE.	72·75		
31		Calm	76·81	S.	81·85				

TABLE D.

Comparative effect of the Plague of 1813 and the Cholera of 1837 in Malta and Gozo.

18 Casals, &c.	Population, 1813.	Deaths by Plague.	Population, 1837.	Deaths by Cholera.
Cospicua City ..	9,303	12	10,293	291
Zeitun	5,287	11	5,848	268
Birchircara	5,275	281	5,835	173
Zebbug	4,690	691	5,190	220
Vittoriosa City..	4,095	33	4,530	145
Curmi	3,849	642	4,339	137
Musta	3,583	32	3,963	32
Zurricco	3,299	6	3,649	96
Zabbar	3,269	44	3,616	86
Siggeui	3,140	9	3,473	71
Nasciar	2,815	9	3,113	27
Luca	1,306	42	1,446	19
Lia	1,138	4	1,258	176
Tarscien.....	986	1	1,091	29
Gudia	961	6	1,063	14
Attard	861	2	952	8
Micabiba	758	7	838	14
Sliema Village ..	250	3	450	2
Malta	94,258	4,572	103,344	3,784
Gozo	15,243	96	16,534	368
	109,501	4,668	119,878	4,152

N.B. The population here stated for Malta and Gozo in 1837 is taken from the official return in June, 1837, just before the breaking out of the cholera. All the other statements of population here made are approximative, with reference to former returns.

In describing the symptoms which characterize cholera in its different stages, I thought it rather advisable to study brevity, than to indulge in a lengthened commentary, which, after all, would produce only probable hypotheses, and furnish matter for unsatisfactory dispute.

According to the report of the central committee on cholera, dated 22nd of July, 1837, it appears that the number of cholera patients admitted into the Military Hospital at Malta, from the 17th of June to the 18th of July inclusive, and who were all treated with calomel in large doses, amounted to 269, and of all these the deaths, notwithstanding some pre-existing indisposition, were only 58.

In the civil hospital, which was provisionally erected for cholera patients, in the

building belonging to the normal school, 548 individuals were received, but in these the effect of the calomel was not entirely so advantageous as had been hoped; but it could hardly have been so, if we take into consideration the following circumstances. It is well known how strong an antipathy generally exists among the common people, against the hard necessity of applying to a hospital for the cure of any disease. To this prejudice, at the breaking out of the epidemic in Malta, another and much greater prejudice was unfortunately added. A rumour prevailed that the object of transporting the sufferers to the hospital, was to cause their death by a poison called calomel; this wicked calumny, suited only to minds the most obscure, and malignant, prevailed so far with the lower classes, that in the early part of the disease, few cholera patients were brought to the civil hospital until almost expiring; and in fact some of them actually died on their way thither. Many also of those who arrived in a state capable of cure, perished through an invin-

cible obstinacy, in refusing every succour of the medical art.

Again, of the patients who were sent to the hospital, many were of a very advanced age ; almost all of them were in the most miserable condition, ill-clothed, and worse fed. Often, too, they came from a distance in the country, and most of them, in a journey of several hours, were necessarily exposed to the burning rays of the sun, notwithstanding that all possible care was taken to preserve them from this inconvenience : from all these causes, no doubt, the progress of the malady was greatly increased.

In the military hospital the case was very different ; the patients sent thither were, for the most part, individuals suffering only from the earliest stage of the disorder ; they did not partake the prejudices, which had so lamentable an effect among the country people ; they readily submitted to any treatment which their medical advisers directed ; they were brought from places very near the hospital itself ; their age in no case exceeded 50 years ; all of them had been well

clothed and supplied with abundant food, consequently they were in every sense more capable of resisting the deadly impression of the poisonous miasma.

In my own private practice I attended 259 persons in different stages of the malady; of these 36 were in severe rigor, and 14 of them died, a reaction having occurred to six, which took the typhoid form. Out of the 223 in whom the disorder had not yet reached the state of rigor, there was only one to whom I found it necessary to administer five scruples of calomel, in order to arrest the disorder; to a few others I gave two scruples, but in almost all the cases a single scruple was sufficient to arrest the malady.

Although it had been feared that the calomel, even after having cured the epidemic, might produce consequences injurious to the animal economy, I can positively assert that of all those individuals, who under my care were cured by means of calomel, no one has to this day suffered the least inconvenience from the effects of that

remedy ; on the contrary, some of them enjoy a better state of health than they did previous to the attack ; and it is a circumstance particularly remarkable, that of the immense number of cholera patients who were cured by calomel, not more than 40 underwent salivation, and even of these very few suffered it to a serious degree.

CHAPTER I.

PHYSICAL CAUSES PREDISPOSING TO CHOLERA.

MANY authors have written on the cholera, but though I have studied most of them very carefully, I have not been able to meet with any one who has fully satisfied my mind, as to the primary cause, which directly generates so formidable a disease. And as nature has many recondite secrets, we may reasonably doubt, whether we shall ever succeed in withdrawing the veil, which hides from us so desirable a discovery.

Some are of opinion that the cause is to be attributed to a malignant fluid, which wafted by a current of the atmosphere with

which it is mixed, produces this disorder in those countries, and lands, which it reaches. Strongly convinced of this opinion, they will not allow that the disease may be communicated from one person to another by contact.

The natural philosophers, who treat of aerial fluids, furnish us only with hypothetical notions, which lead to little else than intricate and doubtful discussion. Hence it is that we are still unable to say, whether a particular condition of the atmosphere either alone, or combined with other circumstances, is the efficient cause in the case of many epidemic maladies so different from each other, as, for instance, scarlatina, small pox, influenza, measles, and the whole train of miasmatic diseases; or whether there is a peculiar combination acting as the cause of each one.

Mr. Wilkinson, in his elements of galvanism, holds it for certain, that the electrical state of the atmosphere exercises a powerful influence on the human body; from the experiments which have been made, he main-

tains, that the deficiency of electric fluid produces that remarkable relaxation of strength, which causes that general debility of the human functions which is experienced in countries where the sirocco prevails. Mr. Orton goes on to establish the doctrine, that the cholera has, as its remote cause, an insufficient quantity of positive electricity of the atmosphere. The arguments which he adduces in support of this opinion, though not altogether without weight, cannot be said to resolve entirely the serious doubt in controversy; without dwelling further on this point, it would be sufficient to refer my readers to page 237 of his work: for the sake of brevity I shall also pass over several similar theories which, as I think, do not amount to a clear ascertainment of the remote cause which produces cholera—but that it is derived from some principle existing in the air, (whatever that may be,) and which is circumscribed by certain atmospheric strata, has been sensibly demonstrated, by the evidence of the following among many other cases, which have occurred.

Lieutenant Macillwain, of the British navy, in a conversation with me on the cholera, assured me that when he was serving in 1832 on board the frigate *Liffy*, which was then stationed in India, and was anchored a few miles from the shore, the cholera broke out in the ship. Information having been transmitted to the admiral, he gave orders that the frigate should immediately proceed to sea, and this command being promptly obeyed, and the frigate consequently being removed to a distance from the seat of the epidemic, the progress of the disease was immediately stopped, and no new cases broke out; but of those who had been attacked in the infected locality, ten died in the course of a very few hours.

Miss Wallis, the daughter of an officer of the 45th regiment of the line, was proceeding, in the year 1832, from Trincomalee to Madras on board a vessel, which fell into a current of air infected with cholera, which in a short time caused the death of several of the crew; the captain, in his anxiety to preserve the persons on board, thought it

best to alter the course of his vessel to an opposite direction; the expedient proved effective, for the disease immediately ceased. But as he could not reach his destination without passing again through the seas he had quitted, he no sooner arrived at his former latitude, than the crew were again attacked by the same disease, and a great part of those who fell ill the second time, were individuals who had not been attacked on the former occasion.

The Rodney, a British man-of-war, was assailed by the cholera when at a short distance from Malta, where the disorder then prevailed; wishing to escape from the evil, the commander directed his course towards Sicily, but the disease still continuing, either because the navigation pursued the same atmospheric strata which was impregnated with the choleraic miasma, or from some other cause as yet unknown, the vessel finally returned to Malta in order to land the patients for the Naval Hospital. Departing again, and directing its course towards Sardinia, it was observed that at a

certain distance to the westward of Malta, the malady made no further progress, and those sailors on board, who had been attacked after leaving the port began to get better.

The Bellerophon, another man-of-war belonging to the English squadron, stationed in the Mediterranean, on its return from a cruize on the coast of Barbary, approached Malta with the crew in perfect health; but the commander, finding that the island was suffering from cholera, and being anxious to guard against the infection, caused the vessel to anchor at the mouth of the harbour, and kept it there in most rigorous quarantine: useless precaution! the malady quickly broke out in the vessel.

These events, so uniform in effect, and so strong in their evidence, confirm at once the reasonableness of the opinion, that the cholera takes its rise from a malignant fluid existing in the atmosphere, and at the same time show, that the disease has not the property of being transferred from one person to another by contact alone.

The truth cannot be better known than by considering the effects which produce, in my opinion, indisputable evidence, so as to compel me to dissent altogether from the doctrine of those, who regard cholera as a contagious malady : if they had examined the effects which manifested themselves in Malta, and had conducted the examination on those simple principles, which usually lead to a reasonable conclusion, as to the origin of any given malady, which presumably is brought from another country, they would certainly have been compelled to acknowledge, in spite of themselves, that the Asiatic cholera, however it might be thought contagious in its nature, could not be communicated by mere contact. Before they admitted a doctrine founded only on probabilities and vain conjectures, they should rather have observed, that in this island all vessels proceeding from countries infected, or in the neighbourhood of infection, are universally subjected to a rigorous quarantine ; the quarantine is performed in places altogether separated from inhabited spots,

and that it is constantly watched by the most accurate observation, that persons are severely prohibited from approaching these places, and that those under quarantine are not even permitted to speak to others, except at a certain fixed distance, and under the watchful observation of guards. The gentlemen who rely on conjecture, might also have easily recalled to their memory, that notwithstanding there were, at the beginning of June, 1837, in the ports of this island many vessels, which had arrived from countries suffering under severe cholera, their crews did not exhibit the least symptoms of that malady, and yet for the greater precaution, they were compelled to undergo that quarantine, which the careful foresight of the sanitary committee had respectively decreed to them, and which they had not accomplished, till some days after the cholera had already exhibited itself in the island.

And even if any of these vessels had on board persons, who after their arrival exhibited symptoms of cholera, which, thank

God! did not happen, the first who must have received the fatal contagion, would undoubtedly have been those, who acted as quarantine guardians, and others would from them have received the disease progressively by contact,—but none of these rational inferences were verified in fact.

Evidence of this kind, strongly circumstantial, and resting upon facts publicly known, ought, one would think, to have disabused the contagionists of their hypothetical notions regarding the Asiatic cholera. But deep-rooted prejudices are not easily eradicated from obstinate minds, more especially when they have taken the form of a system. As soon as it was known that the cholera had broken out in a kind of almshouse called the “Ospizio de’ Poveri,” a large insulated building in the suburb of Floriana, to which few persons resorted except the public officers, and where the inmates were mostly predisposed to disease by age, and consequently were the first victims, the contagionists loudly declared that the malady had been intro-

duced into that place, by means of some articles susceptible of infection. Shameless fabrication! thus they excited a most alarming fear in the minds of that large part of the population least cultivated by education; so that they would have shortly broken up all the bonds of relationship and society, if they had not been actively opposed by those, who with the clear arguments of experience, day by day refuted these fables.

In further support of the arguments, by which I endeavoured to dissipate the alarms of these poor people, I feel it a duty to mention several observations, which occurred to me from time to time, as the cholera became more aggravated, and which finally confirmed beyond a doubt, in my mind, the opinions which I had formed from speculation and study. All the cholera patients, from the moment they were admitted into the temporary hospital, established, as I have before observed, in the building belonging to the normal school, were treated with the most intimate familiarity, and yet

out of sixty individuals, who were employed in the service of that establishment, only six were attacked, four of whom were persons notoriously addicted to the excessive use of spirituous liquors. The attendants gathered together the clothes of the cholera patients, and laying them in a place covered with cloth, reposed or slept on them when not upon duty. The medico-chirurgical assistants readily bled those patients who required it, and it often happened that when the blood did not flow freely, I myself bled the individual in the other arm. The cæsarean operation, when necessary, in case of death, was not omitted, nor did I hesitate, when the circumstances required it, to give the female patients assistance in case of miscarriage. The post-mortem examinations were not performed at first for want of the necessary accommodation ; but when the hospital was transferred to another building, the house of industry, many examinations were made ; in one of which, for the sake of a more minute inspection, I persevered for three whole hours, and on that

occasion the gentleman who assisted me in laying open the smaller intestines, which were found full of a whitish pulpy matter, wounded one of his fingers, and yet there followed neither to him, nor to any of us the least symptom of contagious cholera. Many other experiments of the same kind, which in Malta were spoken of as extraordinary novelties, were also practised in the military and naval hospitals, with the same success as in various foreign countries.

CHAPTER II.

PHYSIOLOGICAL CAUSES PREDISPOSING TO
CHOLERA.

WHEN the epidemical cholera prevails in a country, it is generally considered that the causes predisposing to it are not only the external agents, but the differences of age, of sex, and of natural temperament, extreme poverty, continued hard labour, and the various professions, and arts, which require toilsome exercise, excite in an individual such a state of body, as renders him or her more liable to receive infection.

Several writers have laboured to establish the opinion, that adults are the most predisposed, but my observations showed

that the advanced periods of life, were by no means less exempt from it; for in the hospital above named, out of a total of 548, there were 156 between the ages of 60 and 90 years, and of these the greater part, as will be seen by the annexed tables, died. In those cases, the reaction passed into encephalitis and apoplexy.

In regard to sex, it may be taken as certain that females are more predisposed to it than males; this appears clearly from the numbers contained in the official reports of the police physician.

There is no doubt, but that among the different temperaments natural to the human body, the bilious is that which most predisposes to cholera. In fact, the greater part of the choleraic patients, who were admitted to the hospital, were of that temperament; however, several were received who were of a scrofulous habit, and these were generally found the most difficult of cure.

Vehement and ill-regulated passions of the mind, such as terror, rage, anger, and that alarming fear, which often seizes on

persons at the first appearance of this terrible malady, are moral agents which easily dispose the individual to be affected by it. It is thought that any labours or duties, which require excessive exercise, as they tend to debilitate the body, dispose it also to receive cholera. This opinion, which is very reasonable, is also demonstrated by the great number of the patients, who belonged to the class of the very indigent, or of those employed in very laborious occupations.

Finally, some think that certain professions occasion a susceptibility to cholera ; for my part, however, after the most diligent observations that I have been able to make, I am of opinion that in pursuing any profession with proper moderation, we shall not incur a predisposition to the malady, unless the locality is either too humid, insufficiently ventilated, or not kept with due cleanliness.

CHAPTER III.

PATHOLOGICAL CAUSES PREDISPOSING TO
CHOLERA.

HAVING reviewed the physical and physiological cause of cholera, I proceed to consider the pathological causes,—a knowledge of which is of no less importance with reference to the malady in question. We know that by means of pathology, we enter into the most minute investigation of the irregular functions of the human body, and consequently to the clearest possible perception of its sufferings, of their differences, occasions, and effects. In order to judge well of any disease, we must diligently examine the constitution of the patient, mea-

asuring it attentively in its relation to the normal and abnormal state. To give a mere passing thought to this examination, which can never be too careful, would be, in fact, to encounter a thousand inevitable, most serious, and most dangerous errors, in the choice of the method to be followed in treating the disease. To know how to stop the advance of an approaching infirmity, how to remove it when formed, how to diminish its effects, to overcome some of its symptoms, before we can entirely remove the disease, is a kind of knowledge which, if well analysed, leads, by the most certain, and secure steps to the discovery of those remedies, which the most skilful practitioners, after long and most accurate experience, would indicate as the most conducive to the ends desired.

After a full consideration of these manifest truths, I have been enabled to satisfy myself that the principal pathological causes of cholera were such as follow: viz. all acute or chemical inflammations of the mucous membrane lining the stomach and in

testines—the presence of worms in the intestines—the effect produced by drastic purges, or by acids organic or inorganic, used in such a quantity as to keep up a continual irritation in the prima via, hypochondriasis, or any of those particular modifications of the gastro enteric viscera, which often remain after hepatitis, or chronic pulmonary disease.

The examination of these pathological causes tending to cholera, has not been mentioned with a view to impress those, who are not affected by them with the idea that they may therefore consider themselves exempt from its danger. For this would be a flattering but fallacious comfort. My intention was rather to advise those, who find themselves subject to these inconveniences, to be the more cautious in their mode of living, especially when that particular condition of the atmosphere prevails, which is believed to generate cholera.

CHAPTER IV.

PATHOLOGY OF CHOLERA.

THE different accounts, which have hitherto been published of the post-mortem examinations of cholera patients, are so uniform in their statements, as to leave no doubt that the principal seat of the malady, is in the mucous membrane of the stomach and intestines.

(The author, after having cited the statements of the sectiones cadaverum performed in India by Messrs. Orton, Annesley, Kelly, Burrell, Whyte, and Craw ; those in Europe by Mr. Mackintosh, by the French surgeons, and by the Italian anatomists, proceeds to

mention such as were executed at Malta, as follows) :—

The “necroscopic” observations, which result from the post-mortem examinations of the different bodies of those who died of cholera in the civil, and military hospitals of Malta, exhibited nearly all of them, the same pathological appearance. I abstain for the sake of brevity, from transcribing all the particulars registered, and shall give the description of one only, which may serve as a model for the understanding of all the others, and will be sufficient to show that the pathological state of those, who died of cholera in this country, was the same as resulted from the autopsia in other places.

Maria Cassar, 60 years of age, died in the state of rigor, 20 hours after the attack, and was dissected 14 hours after her death.

External appearances.

The skin of the arms, hands, legs, and feet, was of a livid colour, with blackish spots on various parts of the superficies of the body.

Cavity of the Skull.

The cavity of the skull, overflowed with a bloody fluid, coming from the incisions of the membrane made in opening the skull. In detaching the encephalon from the cranium, and in dividing the medulla oblongata, a quantity of very transparent serum escaped from the opening of the vertebral column; on examining the external surface of the encephalon, the arteries and veins were found turgid with black blood resembling liquid pitch; the interior was in like manner gorged with blood of the same quality; the ventricles were almost full of bloody serum; the plexus choroides was nearly black. The interior surface of the fornix was of a reddish hue, the substance of the cerebellum was tougher than usual, and its colour was dotted with black, grumous spots, which arose from the vessels which had been divided.

The Thorax.

The right pleuro pulmonalis adhered to the costal pleura; this was evidently occasioned by an old morbid affection of the lungs; the superficies of the lungs were of a yellowish white colour, smeared with an unctuous liquid; the blood-vessels were replete with black blood, which presented to the view a black arborescence, very prominent; the parenchyma of this organ was gorged, and in making incisions into it, a quantity of thick black blood issued. The right auricle of the heart and the corresponding ventricle were full of curdled blood having thick fibrine in the centre, which prolonged itself to the interior of the pulmonary artery; the left ventricle was in the natural state, containing black blood, but liquid; the aorta, the veins, and coronary arteries were full of black blood.

Abdomen.

The mucous lining of the cardiac aperture

of the stomach was so soft that it could be with the greatest ease detached from the muscular tunic ; this viscus and the small intestines were of a rose colour on the external surface ; the mucous membrane of the duodenum was reduced to a pulpy substance, which could be separated easily with a slight movement of the finger, that of the jejunum of the same nature, exhibited on various points spots of ecchymosis, and particularly in the duodenum, which contained seeds of melon and earth-worms ; the large intestines were injected, and were of a reddish brown colour, their mucous membrane greatly relaxed and easily detached ; the transverse colon was full of gas ; the liver was in its natural state, but its vessels, like those of all the other organs, was turgid with black blood ; the gall bladder was full of bile, very black and dense ; the pancreas was in its natural state. The spleen was soft and flabby, and its external surface was of a blue colour. The parenchyma was macerated, the bladder was void

of urine, and wrinkled up towards the symphysis of the pubes. The neurilema of the pneumo gastric and of the great sympathetic was injected, and of a brown colour nearly the whole of its extent.

CHAPTER V.

OF THE PREMONITORY SYMPTOMS OF CHOLERA.

THE above-described appearances being derived merely from post-mortem examinations, were not sufficient to lead to an adequate conclusion in respect to the true seat of the pathological condition of cholera. I think, therefore, that we cannot come to such a conclusion with the greatest possible probability of accuracy, without adding those circumstances ; which are learnt by means of a sensation of uneasiness in the præcordial region : from disturbance in the stomach and intestines, from a disagreeable

bitterness in the mouth, from the continual rumbling in the abdomen—symptoms which were felt by almost all the inhabitants of countries where the cholera prevailed. The knowledge of these, added to that of the other symptoms which manifested themselves in individuals, after the cholera had developed itself, suffice pretty well, when considered together, to furnish reasonable conjectures ; for holding it as certain that the virus which the cholera engenders, obtains primarily, or secondarily its power in the stomach and intestines ; from no other principle, than from such a virulent impression on those organs, could so many and such various morbid phenomena be produced, as were observed in the course of this fatal disease. To convince ourselves the more of this truth, the knowledge of the following symptoms will be sufficient.

Symptoms of the first stage.

The quality of these, varies according to individual temperament, idiosyncrasy, or other particular predispositions. In some

persons, this disorder was preceded by a feeling of languor, a dryness of the palms of the hands, and the soles of the feet, frequent eructations, accompanied with a sense of fulness of the stomach, and by slight colic. In other persons it was preceded by nausea, fulness of the lower stomach, followed by pains, continued desire to evacuate, and painful heat in the præcordial region. Some persons there were in whom the first symptoms were only cold shiverings over the whole surface of the body, connected with sensations of terror, and with noise in the intestines; others, again, were only premonished by a singular sense of anxiety in the stomach, by pains intense, though of short duration, in the abdomen, by diarrhœa, at first, of a natural colour, sometimes bilious, or greenish, but in its progress, white, like water slightly tinged with milk, or by weak pains in the head, and frequently by tinnitus aurium; all these observations are collected from accounts *nearly uniform*, which were published in Nuremberg, Moscow, Edinburgh,

and other countries, and which agreed with the observations, which I had the melancholy opportunity of making here in Malta. Now if these symptoms, which at first sight would seem to be of slight importance, were disregarded by any individual in a country visited by the cholera, they certainly would lead in a short time to the second stage, and so become almost incurable and hopeless.

To what eventual evil did such a thoughtlessness lead! How many fewer victims would not the cholera have destroyed, if the doctrine of its being contagious had not been spread through the public mind! This opinion, alarming to those who had blindly embraced it, induced them to bear in injudicious silence the approaches of the evil, which might then have been very easily overcome. It is now an indisputable rule, established by all modern practitioners of great reputation, that the cholera is of easy cure, whenever a physician is immediately consulted on the premonitory symptoms; and, on the other

hand, this is almost always incurable if these symptoms are followed by others more violent, which characterize it as having passed into the second stage.

Symptoms in the second stage.

This stage, which is also commonly called the stage of collapse or rigor, never occurred, as far as my observations extended in this island, unless the diarrhœa had previously manifested itself for some time. The duration of this profuse evacuation, differed according to the different constitutions of the persons attacked. In some cases it was observed, that before the second stage came on, the individuals had suffered diarrhœa for as much as twenty days; whilst, in other cases, it had lasted only a few hours: the danger in this period was generally in the direct ratio of the greater, or less evacuation of the liquid fæces.

The symptoms which showed that the cholera had passed to the second stage were these,—the skin began at the extre-

mities to assume a livid colour; this colour sometimes soon spread over the whole surface of the body, and sometimes was confined to the extremities, which appeared always wrinkled and withered; the colour of the nails became blue; there were also cases in which the surface of the body, or of some particular portions of it, was marked by white spots on a dark blue ground; in these instances the malady was almost always fatal. The whole circumference of the body, except the anterior part of the trunk, was generally cold, and bedewed with a light sweat, very cold and unctuous, presenting to the touch a disagreeable sensation, like that which is felt in handling frogs taken out of water; the smell exhaled by this sweat was very nauseous, and impressed itself so strongly on the memory, that whoever had once handled persons attacked with cholera in this stage, was easily able, from this circumstance alone, without any other examination, to distinguish the malady in any person really suffering from it.

Notwithstanding the skin of the cholera patients was extremely cold, they were yet unwilling to bear any warm bodies touching them; on the contrary, they preferred stretching themselves on the stone pavement, naked, to lying covered in bed; the countenance was much depressed, haggard, and drawn; the forehead was abundantly covered with cold sweat; the eyes were glassy, and very deeply sunken, and surrounded with a halo of a livid colour, very characteristic of cholera; the eyelids half closed, the nose sharp, the lips of a dark violet; tingling in the ears; the tongue generally white, always cold, drawn into a round form, and its edges of a red colour.

The thirst of these patients was so great and constant, that it was impossible to quench it by frequent imbibition; the voice became so weak, hoarse, and, as it were, extinguishing itself in the glottis, that it was almost impossible to distinguish the patient's words.

The matter vomited was white, exactly similar to the dejections in colour; it

took place without any effort of the patient to expel it; and oftentimes both the vomit and the intestinal evacuations occurred with great vehemence at the same moment.

Even though the evacuations in the first stage had been fæculent, in the second stage, however, they became watery and very like rice-water, or water mixed with a small quantity of milk, and still more offensive to the smell, than the sweat above mentioned. These were the characters of the evacuations observed in the majority of cases in the second stage; still there were some instances, in which the evacuations resembled water something turbid, and containing small flakes, such as have been previously mentioned; in others, they were slightly tinged with blood, blackish, or like the crust of red wine; sometimes lumbricales, and sometimes grains of hardened fæces.

There was a great and often irresistible tenesmus, sometimes accompanied with pains of the abdomen, and sometimes with a sense of burning in the anus. The quan-

Notwithstanding the skin of the patients was extremely cold, they were unwilling to bear any warmth; on the contrary, they stretched themselves on the pavement, naked, to lying covered. Their countenance was much depressed and drawn; the forehead was covered with cold sweat; the eyes glassy, and very deeply sunk, surrounded with a halo of a livid character, characteristic of cholera; the lips closed, the nose sharp, the lips violet; tingling in the ears; the hands generally white, always cold, and of a round form, and its edges of a

The thirst of these patients was constant, that it was in vain to quench it by frequent imbibition of water; the voice became so weak, hoarse, and, in some cases, extinguishing itself in the gloom, was almost impossible to distinguish the patient's words.

The matter vomited was white, similar to the chylous matter, and of a similar nature to the matter vomited in cholera.

f the patient
th the vomit
occurred with
moment.
s in the first
a the second
e watery and
mixed with a
ill more offen-
e sweat above
e characters of
the majority of
still there were
the evacuations
g turbid, and con-
as have been pre-
others, they were
d, blackish, or like
sometimes lumbric-
grains of hardened

and often irresistible
s accompanied with
n, and sometimes with
n the anus. The quan-

ed,
he
e-
d
it
n
,
.

tity of liquid lost at one time, varied according to the constitution of the patient, and the intensity of the attack; in some, the evacuations were accompanied with a remarkable quantity of gas; with the vomit was generally felt a great burning in the epigastrium, which formed a symptom so remarkable in this malady, and is commonly called the præcordial cingulum.

The secretion of urine was entirely suspended, and yet a continued and increasing desire to make water was felt; the pulse at the beginning was rapid, and very weak; in the majority of cases, however, it was thready, in others, it was entirely suppressed in one arm, and scarcely distinguishable in the other, or altogether without motion in either arm; notwithstanding that the action of the heart was so rapid, and comparatively so strong, that it seemed as if it wished to free itself, from the black blood it received from the veins: as the malady progressed, the action of this organ gradually diminished, until its entire cessation.

The blood which was drawn from cholera patients by phlebotomy, flowed with the greatest difficulty, and was thick, black, and deprived of the natural appearance, which it has in the normal state, when, if left to itself, it remains semi-fluid, and separates into the crassamentum and serum. In some cases the circulation was so slow, that if you pressed your finger on any subcutaneous vein, you observed for some time the vacuum occasioned by the pressure. In the beginning the respiration, though weak, was nevertheless natural, but in the progress of the malady it became difficult and oppressed. This was the effect of the quantity of blood, which having been deprived of a great part of its serum, inasmuch as that substance was evacuated from the mouth, and intestines, could not, therefore, circulate in the lungs, except with great slowness, and consequently became engorged there, so as not only to compress the small air-vessels, but to close also the minute branches of the bronchi; such a disturbance of the natural operations must

no doubt have impeded the ingress, and egress of the portion of air, necessary to oxygenate the blood.

The cramps which generally accompanied the cholera in this stage, were of all symptoms the most remarkable; they took place in different parts of the body, but particularly in the muscles of the extremities, superior and inferior, and still more observably in the muscles of the gastric region. The palms of the hand, the soles of the feet, and the flexors of the fingers and toes, sometimes also in the thorax.

When the progress of the malady had reached this state, the patients were much afflicted, and disquieted, continually turning themselves from one side to the other in the bed; nevertheless, in the midst of all this pain, the intellectual faculties were but little weakened, and the patient was generally able to give a clear account of everything he felt, or that was passing around him.

Although the patients in this stage, were apparently in a state of great weakness, and seemed quite incapable of voluntary

motion, nevertheless some of them before death exhibited strong convulsions.

If all the symptoms above mentioned, continued obstinately in the same degree, death invariably followed, and the cure was always found to be impossible, if the patient could not pass from this state to another, which leads to the third stage of the disease.

Third stage, or state of reaction.

In the state of reaction, the skin, from having been livid, began to return toward its natural colour; the surface of the body, from having been entirely cold, became gradually warmer, and the perspiration, from being cold, fetid, and unctuous, became warm, lost its fætor, and reassumed its natural state; the countenance was more animated, the dark circle around the eyes gradually disappeared, the lips and cheeks reassumed their natural colour, the tongue became clearer, and from having been round and cold, was warm and dilated; the thirst diminished, the voice became stronger, the vomit ceased, the diarrhœa was less

frequent, and the evacuations, instead of being quite watery, showed a consistence, and a colour tending towards green. The abdominal pain diminished, the secretion of urine began to show itself, but very slowly, the pulse was stronger and fuller, the respiration was no longer difficult, but easy and natural; the sleep, which in the former stage had been entirely suspended, now returned, and became placid and tranquil, and the cramps entirely ceased.

Such were the symptoms, which were generally observed in the state of reaction, but in many instances the event was not so fortunate; for when we thought that the malady was on the eve of cessation, suddenly a new train of symptoms presented itself, which showed that the patient was still in great danger.

In such cases the warmth of the body increased beyond its natural degree, communicating to the touch a particular and disagreeable sensation; the pulse became full, often manifesting all the symptoms, which characterize typhus. The conjunc-

tiva was injected, the strength prostrated, the tongue dry, and red; tremor in the limbs, difficulty of answering, continued delirium, which terminated in lethargy, and so in death; in others, the secretion, as it increased, took the form of encephalitis; in these patients was observed great headache, increased heat, pupils sometimes contracted, and sometimes dilated, furious delirium, propensity to sleep, contraction in the flexors, muscles, &c., &c. If to the encephalitis was added meningitis, then besides the symptoms above described, there were almost always convulsions.

Again, if the reaction took the form of gastro-enteritis, it began with simple nausea or vomit, then diarrhœa, the substance of the evacuations being bilious, mixed frequently with blood; the pulse small, and frequent; the heat augmented, the face red, the conjunctiva tinged with yellow, the tongue covered with a yellow fur, and red at the edges; burning thirst; abdominal pains; difficult respiration; palpitation of the heart; these symptoms corresponded in

degree to the greater or less violence of the attack, and to the individual constitution; we must not omit to observe that sometimes when the symptoms of rigor seemed to cease, and a slight reaction to take place, followed by some revival of the former strength, from whence it might have been thought that the patient was out of danger, nevertheless, on a sudden, the pulse began to fail, the vomit to reappear, together with the evacuations peculiar to cholera. The blue colour manifested itself, and finally such a debility took place as to lead to the death of the patients.

CHAPTER VI.

OBSERVATIONS ON THE MOST REMARKABLE
SYMPTOMS OF CHOLERA.

As diarrhœa was in Malta, the primary and most remarkable symptom of cholera, we must begin from that point our observations.

The symptoms of the cholera patients, who were received in the hospital at the normal schools, before the other symptoms of the second stage presented themselves, were always preceded for a greater or less length of time by diarrhœa; some of those patients, when asked how long they had suffered it, answered from fifteen to twenty

days, whilst others had felt it but a few hours before; but after having taken indigestible food, at first they felt slight pains in the abdomen, and other symptoms which characterize indigestion; these were followed by diarrhœa, which, being neglected, had reduced them to the state in which they were. Others said that they had not suffered for any length of time, but that the excretion of watery matter in that short period had been very copious.

We learnt that in the cases of all those, who had suffered the watery diarrhœa, in consequence of feeding on figs, melons, pumpkins, apricots, and some of them on fish—more especially fried—the diarrhœa increased so rapidly as to produce in a very short time all the symptoms indicating the state of rigor; in these cases the quantity of liquid ejected above, and below, was so abundant, that it was difficult to understand how it could have been supplied; the individuals so circumstanced, exhibited a body in a short time so faded, and transformed, that a man young and athletic looked like a

withered, and failing old man ; all this inclines me to believe that so sudden a metamorphosis, should be attributed to the rapid loss of so copious a quantity of the serous part of the blood.

Cingulum præcordiale.

The stomach, and small intestines, and more particularly the duodenum, being much affected, communicated by the vicinity of the parts to the cæliac and solar plexus a greater or less degree of irritation, which, added to the pain that the affection of these organs produced, constituted that continued sense of pressure which is known by the name of cingulum præcordiale.

Vomit.

The vomit, another symptom which accompanies cholera, did not always present itself, in the first stage of the malady, but it never failed to appear in the second ; and it may be laid down as certain, that when this symptom supervened with any degree of activity, the state of collapse was quickly

afterwards manifested. Whether it was that the cholera virus, by its elective faculty, acted on the exhalants, or on the mucous follicles, or on both at the same time, it is evident that an irregular function manifested itself throughout the gastro-enteric mucous membrane, from whence was derived that immoderate ejection of the serous part of the blood, which was thrown out by the patients in the vomit.

It was observed, that all medicines of a stimulating nature, whenever they were introduced into the stomach, almost always occasioned vomiting.

Circulation of Blood.

As the serous part of the blood was thus diminished, it followed that the globular part remaining of the same quality as before, this fluid consequently became thicker, which impeded the circulation in such a manner as necessarily to cause a want of nutrition, innervation, and healthy secretions.

The Urine.

The blood having become thick, so that it could not well insinuate itself into the capillary vessels, and consequently could not produce the composition of the several parts, it inevitably caused a suspension of the secretions, and the innervation. Therefore it happened that in persons attacked by cholera, when they reached the stage of rigor, the secretion of urine ceased. Nevertheless, the patients, although the bladder was entirely empty, felt a continued and painful desire to make water, which sometimes we were able to calm by the introduction of a catheter into that organ.

Cramps.

The cramps were observed in the state of rigor generally, but not in all cases; their force was very various, for in some persons they consisted only in slight contractions, but in others they were so violent as to resemble the paroxysms of tetanus. The cramps in a special manner attacked the

superior, and inferior extremities, nor was the trunk altogether spared ; in grave cases, which soon terminated in death, the cramps accompanied the alvine evacuations ; however, there were some cases in which very violent and acute cramps took place together with the evacuations, and yet the patients recovered.

Among the causes which produced cramps, may be reckoned the irregular action of the nervous centres—some gastro-enteric irritation, or some particular pathological state of the disordered intestines ; the irregular innervation appeared to be occasioned, by the diminished nutrition of the great sympathetic, or by some irritation in that nerve, which disturbing its organic motion, rendered it incapable of exercising its functions properly. The irritation of the stomach, and bowels, may have been caused by some irritating stimulant, which operating on them, disturbed their action.

To prove that an irregular innervation, and intestinal affections usually produce cramps, the following instances may be ad-

duced. When sufficient blood is taken from an individual to produce syncope, it is observed that if the person be placed vertically, cramps immediately take place with more or less violence, according to his particular susceptibility.

A patient of mine being troubled by a tænia, I, in order to deliver him from so troublesome an inmate, prescribed for him a decoction of the root of the pomegranate; after he had taken it for some days, he obtained from it the relief which I had expected; but wishing to ascertain his case more perfectly, I recommended him to use the same decoction a few days longer, but my prescription could not be employed, for whenever he drank it, he was immediately attacked with violent cramps in the extremities.

A few years ago I prescribed to a patient of mine suffering under bronchitis, a solution of tartar emetic, which produced grave intestinal irritation, accompanied by alvine evacuations, and at the same time, with strong cramps not only in the extremities,

but also in the muscles of the trunk, to overcome which it was necessary for me to recur to the expedient of full doses of morphine.

Another patient of mine was attacked by cramps in the lower limbs whenever an accumulation of fæcal matter took place in the intestinal tube. Knowing the cause, he had recourse to a purgative, but its action increasing the irritation, contributed to the violence of the cramp; when the action of the purgative, however, ceased, the cramps altogether disappeared, and did not return, till a new accumulation of fæcal matter was formed.

There is no doubt but that the cholera virus acting primarily, or secondarily on the mucous membrane of the stomach and bowels, must be deemed the occasion of a more or less intense irritation, which, combined with the other symptoms before mentioned, is the cause, which produces the cramps.

The Cholera Countenance.

The appearance of the face in cholera patients was so marked that I may almost say that the diagnosis of the malady might be determined by that appearance alone,—a certain drawing down of the features, a dark circle surrounding the eye, which was sunk deep in its orbit, a glassy appearance of the cornea, the eyelids half closed, the nose pointed, and the cheeks dried up, were the signs in the countenance of patients, which indicated cholera. We must believe that these symptoms were derived from the greater or less loss of serum in the blood, occasioned by the vomit and the diarrhœa.

Cyanotic appearance.

The cyanosis or blue tint of the skin is a remarkable symptom of this malady, and was common to almost all the persons in this disease, who had recourse to the hospital, as well as to many others in my private practice; as to the cause which produces this colour, it seems to me that as the

circulation of the blood became slow, and the arterial blood, for want of a perfect sanguification, was converted into a colour nearly similar to venous, the capillary vessels of the skin, being injected with such blood, must necessarily present a more or less livid appearance, beginning with those processes which are most distant from the centre.

Diminution of Heat.

As physiologists are not agreed as to the origin of animal heat, it is somewhat difficult to determine accurately, the true cause of its deficiency on the surface of the body of a cholera patient. Dr. Crawford and his followers think that the arterial blood has a greater capacity for caloric, than the venous blood, and that the former only differs from the latter in possessing a less quantity of carbon; they, therefore, in explaining the calorification, say that the venous blood coming as it were into immediate contact with the atmospheric air, and the oxygen of the air combining with the carbon of this

blood, a carbonic acid is produced, and thus the venous blood becomes arterial, and inasmuch as the arterial has a greater capacity for caloric, therefore that which develops itself while the oxygen combines with the carbon, is immediately absorbed by it, and transported by means of the circulation, to the various parts of the body.

The chemical physiologists embrace the same theory, though with considerable modification. In consequence of the experiments of Mr. Edwards, who having caused various animals to respire in gas altogether deprived of oxygen, observed that a great quantity of carbonic acid was then formed, they found themselves constrained to admit, that the inspired air was absorbed by the blood, and transported to the capillary vessels, in which the oxygen combining with the carbon forms the carbonic acid; and from this union a quantity of caloric develops itself in the parts where it is necessary. The carbonic acid thus formed, unites with the blood, to which it communicates the dark colour, and from arterial it thus

becomes venous, then being transported by the veins again to the lungs, it gives out the carbonic acid, and appropriates to itself fresh air.

Others say, that the venous blood in the act of respiration becomes changed into arterial by appropriating to itself the oxygen alone contained in the atmospheric air, and that afterwards passing into the parenchyma of the different organs, it is transmuted from liquid to solid, in order to contribute to nutrition, and by such a change of state develops a considerable quantity of caloric, which maintains our temperature at a greater or less degree of elevation, even though we should be in a temperature less than our own. If this theory were correct, the calorification should necessarily augment itself, in the direct ratio of the quantity of oxygen, which combines with the blood. This circumstance, however, is contradicted by not a few facts, amongst which we may reckon that, which happens in those diseases of the lungs, when the greater part of that viscus is found to be so disorganized,

as to admit only a very small quantity of air into the air-vessels, and yet the heat of the individual is greatly increased, and at a certain period of the disease, may be said to be intermittent. It has often happened to me to attend persons affected with consumption, who before their death were, so to speak, burnt up with heat, and yet after death, on their dissection, the lungs were found entirely destroyed, so that not merely a small quantity, but the least possible quantity of oxygen could unite with the blood; and although it may be said that a slight portion of the organ remaining intact might be sufficient to perform sanguification, it certainly must have been incapable of producing so great an augmentation of heat.

Sir B. Brodie, observing that the calorification is not effected in a paralyzed limb, or under certain states of the mind, or where there exists any diminution of innervation, has inferred that the calorification is produced solely by the nervous influence.

It would be foreign to my purpose to

expatiate further on the various theories of the production of animal heat. I therefore confine myself to saying that it takes place in the capillary vessels, but cannot be produced without arterial blood and nervous influence.

In the cholera, in consequence of the thickness of the blood, the circulation in the lungs is so slow that it prevents the formation of a perfect hæmatisation, (vide page 1,) consequently the arterial blood being deficient, there follows a want of nutrition in the parts, and consequently a defect of innervation of vital force and heat; we may also add in relation to this subject, that the stopping of the blood in the internal vessels, in consequence of the pathological state of the stomach and intestines in cholera, produces not only a want of heat on the surface of the body, but a sense of internal heat, of which the patients without intermission complain.

Cold Sweats.

In almost all serious maladies in the

stomach, and intestines, the skin is observed to be covered by a cold sweat; if we wish to have a certain proof of this, we have only to prescribe to an individual a strong dose of tartar-emetic, or a purgative which acts on these organs; we should then immediately perceive the surface of the patient's body to exude a large quantity of cold sweat. Now as the disease of cholera causes an excessive disturbance of the gastro-enteric passages, we may confidently affirm that the cold sweat of cholera is occasioned by the same cause.

Thirst.

The thirst, which is a most constant symptom of cholera, and is so great and ardent that draughts of water seem scarcely to lessen it, most of the patients were so much tormented with it that they desired to have constantly in their mouths pieces of ice; there is no doubt, that the above-described state of excitement in which the stomach and intestines continued, and the want of the serous part of the blood, occa-

sioned both by the excessive fluid ejection, and diminished absorption, was the cause of this symptom.

Diminished action of the Nervous System.

When the stage of rigor had reached a high degree, it was observed that the action of the nervous system in the patients, gradually diminished; in this state they exhibited a general lassitude; they seemed to care for nothing, and to be insensible to all that passed around; nevertheless, whenever any questions were put to them, they did not hesitate to give, though with some difficulty, appropriate answers; from this it is clearly to be believed, that the activity of the nervous system, both in consequence of the action of the cholera virus, and a want of nutrition, occasioned by the causes above set forth, was greatly deteriorated, and consequently a diminution of its functions ensued.

CHAPTER VII.

OF THE PRESUMED CAUSE OF CHOLERA EX-
ISTING IN THE AIR.

SINCE the cause, and origin of cholera form subjects of great controversy among medical writers, and since they who seem to deserve most credit, maintain that it exists in, and is communicated by, the air, in which a miasmatic virus exists, though as yet it cannot be properly named, or defined, we must not omit to examine at least the instrumentality, by which this virus is introduced into the system, and the manner in which it acts, when so introduced, on the living tissues.

We know that there are only four ways

in which a virus can attack the animal economy,—just when it is in contact with the surface of the body,—and in this case the medium through which it acts is the skin. The second is when, being mixed with the air, it insinuates itself into the body, and then the easiest mode is that of respiration, but also through the pores of the skin; the third is of the digestive tube, and this happens, when it is swallowed in the food, or drink, and then it is imbibed substantially; the last is, when it makes an impression on the tissues, by means of a disruption of continuity.

Doctors Addison, and Morgan, think that the different kinds of virus, when they enter into the current of the circulation, exercise their action on these nerves, which are distributed on the internal membrane of the blood-vessels, that after this first impression they lose altogether their injurious nature, which is communicated to the nerves, and passes from them to the brain, whence it is reflected on other organs, which are thereby affected in a secondary manner.

But this opinion has not obtained the common suffrage; that which is more generally embraced is, that certain kinds of virus introduced into the circulation pass on with it unchanged, or but slightly modified, to the particular organ, on which, by their proper quality, they have the specific power of acting.

In support of this theory, there concur many experiments, of which, for the sake of brevity, I shall mention only the following. If we observe various substances which are received into the torrent of the circulation, we see them combined with the different secretions of the body; again, others are perceived to have had only their elements separated, and those particles of their composition, which are of a virulent character remain, as injurious as they were, previously to their decomposition. There are also some substances which, after having circulated, together with the mass of the blood, through the animal economy, have the faculty of fixing themselves for some time in a particular tissue; this happens to the

rubia tinctorum, which attaches itself to the osseous tissue of those animals who feed on it. From these sensible effects we may reasonably conclude that the different tissues of the animal economy, on which different kinds of virus act, are of a nature predisposed to receive the impressions of certain agents, which come in contact with them; but it may be asked, are all parts of the animal economy subject to the impression of the same virus, or rather different kinds of virus, which have the property of acting on one part rather than another.

In order to answer these questions, we must refer to what physiology, and pathology teach, as to the different parts of our body; from these sciences we learn that the different parts, are affected by stimuli peculiar to them. The retina is not acted upon by the undulations of sound, nor the acoustic nerve by the rays of light; again, the secretions contained in the bladder, and the excretion of the intestine, cause no injury to the parts which contain them. But if by any extraneous cause these tis-

sues should communicate to each other their respective contents, the result would be dangerous, for gangrene would shortly supervene. These manifest truths may serve to persuade us, that the different parts of the body on which particular kinds of virus directly act, are so organized, or modified as to be subject to the impressions of those agents, with which they come in contact.

Such appears to me to be the reason why the skin and mucous membrane of the air-passages, although the most exposed to the immediate contact of the virus, which produces cholera, do not appear to be particularly affected by it; certainly they would be the first to receive impressions from it, if their organization had been so predisposed.

The contrary takes place with the gastro-enteric mucous membrane. This, as in the summer it appears always to be in a state of considerable excitement, either on account of the quality of the food taken into it, or for other reasons, is therefore disposed to receive with more facility the

cholera virus, which is diffused through it, by means of the poisoned atmosphere circulating through it, mixed with the aliments introduced into the stomach; the action of both of which causes becomes more, or less energetic according to the greater or less predisposition of the parts, and of the individual constitution, to which they are applied.

But although we may believe that the action of this deleterious principle is exercised immediately on the nerves of the gastro-enteric mucous membrane, we must, nevertheless, admit that these nerves transmit the impression received, to the nervous centre, and occasion in them very grave disturbances. The encephalon, however, is not equally affected; this organ continues regularly to proceed in the exercise of its functions; it has been already said that many individuals, under the most violent affection of cholera, nevertheless remained conscious. From thence it may be well argued that the encephalon, though weakened in its energy for want of nutrition, in

consequence of the diminished circulation, does not appear to be so far affected, as to make us believe that it has any organic lesion.

The before-mentioned examinations would certainly not be sufficient, if we did not also know the mode, in which the cholera virus exercises its action on the mucous membrane of the stomach, and bowels, and could not indicate some medicine, which constant experience has proved to be the most likely to effect a cure.

We have said that the different kinds of virus, when they are mixed with the circulation, and so brought in contact with those parts of the body on which they are capable of acting directly, nevertheless do not exercise that action otherwise than either as stimulants, sedatives, or irritants, according to their nature. To this last class, according to some writers, belong the various kinds of miasmatic virus, and consequently that generating cholera; but others who regard this latter as stimulant, have in their favour the fact of the abdominal pains, which are

symptomatic of this malady, and also the lesions of the intestines, which are found on the post-mortem examinations.

In comparing, however, these opposite opinions, we do not find any argument so strong as to induce us, without fear of mistake, to hazard a judgment in favour of one or the other ; for I have often had occasion to observe, that the cholera began its attacks on some individuals, without any pain, or other symptom inducing me to suppose that there was a phlogistic action in the stomach or intestines. Such was the case amongst others of a lady named N., of about sixty years of age, in whom the first symptom which she observed was nothing more than a gradually increasing swelling of the abdomen, which compelled her to loosen all her clothes ; and as she observed that this swelling continued to augment, she applied to medical advice, but before the physician could arrive, the vomit and alvine excretions had already manifested themselves to an alarming degree, and these were followed by coldness to the touch, copious

sweat, ardent thirst, and, in short, the whole lamentable train of symptoms which characterizes the state of collapse.

Should we not be justified in inferring from such a case, that the nature of the virus which produces cholera, by operating on the mucous membrane of the stomach, and bowels, had paralyzed the vascular network, from whence followed a free effusion of the serous part of the blood ; consequently great swelling of the abdomen, and, finally, the evacuation of the intestines ?

Some persons, however, relying on the examination of those symptoms of the malady, which distinguish its progress in the different stages, and also in the results of different dissections, maintain that the action of the virus in cholera, is of a stimulating nature ; they say that coming in contact with the mucous follicles, as well as with the surface of the membrane, which covers the intestines, it excites them so as to impel them to a super-secretion, from which is derived that whitish liquid, which is so characteristic of the cholerose evacuations.

Whichever of these three opinions we may embrace, with regard to the nature of the action of the virus producing cholera, there can be no doubt, but that it is directly effected by some operation on the mucous gastro-enterica. The morbid appearances observed in the different stages of the malady, always distinctly proved, that the membrane was the first to be affected by it; with the difference, however, as to greater or less intensity, according to the temperament and predisposition of the individual. All the authors that I have consulted on this subject, agree in stating, that patients in every part of Europe, attacked by cholera, first suffered a diarrhœa, and that this continued for a longer or shorter time before the stage of collapse took place. The many instructive accounts which I met with on this point were unfortunately but too fully confirmed, both in the private and public practice, which it was my lot to exercise so long as the cholera raged in this island.

From the fullest evidence we may with certainty conclude, that a great part of the

serum of the blood being effused from the mucous membrane, the blood becomes consequently thicker, and is therefore retarded in its circulation; first in the capillaries, then in the vessels of greater diameter, as the serum continues to be separated; and this cause continuing to increase, the stage of collapse naturally succeeds. Having thus shortly described the observations resulting from a rigorous examination of that strange disturbance, which is usually occasioned in the animal economy by cholera, it will now be proper to turn to those considerations, which may enable us most sagaciously to discern the best method of cure; otherwise the remarks hitherto made would be mere lost labour.

CHAPTER VIII.

METHODS OF DIFFERENT PHYSICIANS IN THE
TREATMENT OF CHOLERA.

IF it be an indispensable canon of medical science that we ought to control the first symptom, which announces the presence of any malady in the animal economy—in the case of cholera the practice of this action is so indispensable, that even a few moments passed in neglecting its first symptoms, have been proved by experience, sufficient to render the disease most dangerous, incurable, mortal. It is therefore an act of charity in every physician, and required for the honour of his profession, to render as public as possible a maxim so highly important,

and which, if once universally embraced, will greatly contribute to render less fatal the attacks of this formidable disease. After having recommended, above everything else, an attention to this most indisputable rule, I proceed to explain, with the requisite brevity, and in the best manner that I can, the different methods which different authors have published, and which I have kept in view during my practice in treating the cholera, both among my private patients, and in the hospital which was placed under my direction. From the time when this alarming malady began to pass from Asia into Europe, one of my principal, and most assiduous occupations, was to study its nature. From that period I endeavoured, as far as was in my power, to procure the books which treated of it: after reading them successively, as they came to my hands, I reconsidered the various doctrines which they contained. I endeavoured to learn the nature of a disease, characterised by the symptoms, which they described; I observed the method of treatment

followed in the cure, but in this respect I found the most manifest discordance, notwithstanding that all the writers very nearly concurred, in their opinion of the symptomatology; for some of them recommended a method absolutely antiphlogistic, others prescribed all the therapeutical means of a stimulating nature, and lastly, some adopted a method partaking of both kinds of treatment.

Dr. A. F. lays it down that the only efficient method is to employ calomel and opium combined, tincture of opium and brandy, stimulating frictions, &c. Orton, at the beginning of an attack of cholera, trusts wholly to opium, in doses of three, or four grains; and if the desired effect is not produced, he reiterates the same in smaller doses, taken every three, four, or six hours. This gentleman asserts that he found the effects of stimulants in general very dangerous in this malady, and more particularly those of brandy, aromatic tinctures, camphor, essential oils, blisters, nitric acid, &c., and particularly of calomel and venesection.

Mr. G. H. Bell insists strongly on the practice of venesection. Therefore, after having spoken of the danger, which stimulating medicines may produce on the stomach, if administered whilst this viscus is in a disordered state, he advises, rather to administer calomel combined with opium and camphor, followed by a draught of brandy-and-water; and if the vomiting ceases, he prescribes the following mixture:—

℞.	Ætheris Sulphuric.	.	℥xxx.
	Tæ. Opii	.	℥x.
	Mist. Camph.	.	ʒj.
	M. fiat haust.		

to be taken every quarter of an hour, according to the urgency of the case: finally, he recommends cold drinks, and rubbing by stimulating substances over the whole body, nitric acid externally applied, blisters, and sinapisms.

There are also authors who wrote shortly after having observed, and treated cholera in India; as far as I have been able to collect from reading their works, I have found them

disagreeing but little, from the mode of treatment practised by those above mentioned; limiting themselves to contend with the symptoms, they administered every sort of medicine, which seemed to them efficacious in overcoming the symptoms, with which they meant to contend; those among them who thought that the malady depended on a disturbance of the nervous system, made use of opium, camphor, sulphuric ether, nitric ether, confection of opium, and aromatics. They who held that the malady was derived from a morbid state of the stomach, gave emetics of mustard, ipecacuanha, sulphate of zinc, or of copper, and antimonial preparations; others, in order to expel from the intestines that substance, which they regarded as the proximate cause of the irritation producing the morbid affection, prescribed purgatives of castor oil, croton tiglii, or jalap.

Some who thought that this disorder was derived from a debility of the nervous system, prescribed the combination of opium with camphor, or with other stimulants, such

as brandy, compound tincture of cardamum, oil of peppermint, and cajeput oil. But for fear of too much debilitating the stomach, they forbade the drinking of water.

The authors who studied cholera in Europe alone, in treating it, made use of a similar method, with the exception of those who added to it powdered charcoal and super-carbonated salts—these persons thinking that the virus of cholera had its seat in the venous capillaries of the lungs, whence arose the state of collapse, endeavoured to neutralise it by introducing carbonic acid into the circulation; there were also others who prescribed oxide of bismuth, ipecacuanha combined with opium and calomel, galvanism, cold baths, warm and vapour, and hot air baths; and, finally, the injection of saline solution into the veins.

CHAPTER IX.

TREATMENT IN THE FIRST STAGE OF THE
CHOLERA.

WHEN a physician is requested to give the assistance of his art to a cholera patient, it will be his first duty to make the most accurate examination of the patient himself. Those appearances which are distinguishable by the senses, and indicate a morbid change as having occurred in the animal economy, will guide him in inferring the presence of the evil, and the true state of the case ; consequently the investigation of the modifications, which in the cholera are presented in the face, in the beat of the pulse, in the nature of the evacuations, the

quantity of the food taken before the attack, the precise time, at which the first symptom appeared,—these are all particulars, which merit the greatest attention of a physician, who undertakes to heal the disease. Having made these researches with the most serious diligence, he must next apply himself to understand the temperament of the individual, interrogating him whether he has been subject to complaints of the viscera, and whether he suffered any such at the approach of the cholera; from a diagnosis well understood, it will be easy to decide what have been the symptoms, which declare the incipience of cholera, and consequently to render the physician more sagacious in applying those particular remedies, which he may deem most efficacious to overcome it.

When this island was first attacked by cholera, instructed as I was by the perusal of the authors previously consulted, I began my treatment by prescribing a purgative of rhubarb and calcined magnesia, or castor oil. I sometimes caused these remedies to be

combined with opium, in greater or less doses, as circumstances seemed to recommend. I endeavoured to assist the action of these medicines by drinks of a slight decoction of camomile, rice, or barley; this method in some patients, where the disease was but recently developed, succeeded well enough in arresting its progress; but when the application to medicine had been too long neglected, so that the alvine evacuations had become frequent and more watery, this regimen not rarely accelerated the stage of collapse.

The experience I acquired, in the progress of the epidemic, induced me to prescribe, instead of the medicines just mentioned, the immediate use of calomel in large doses, from which I always obtained fortunate results.

The oxide of bismuth, which having been greatly recommended by various German physicians, and for that reason used by me in a few cases, never produced the effect for which it was so much extolled. On the contrary, it often occasioned intestinal pains,

which greatly annoyed the patient ; and although it sometimes delayed the *appearance* of the state of collapse, it never succeeded in stopping the diarrhœa, a circumstance so desirable in cholera.

Among the purgatives of which I prescribed the use, at the first appearance of the cholera in this country, I found, I must candidly confess, that those of an oleaginous and saline nature were very hurtful. To a lady suffering an attack of pleurisy, I ordered bleeding both local, and general, the effect of which was to lessen, but not to eradicate the accompanying pains. Wishing to obtain this effect, I proposed for her a purgative of castor oil ; but this, in the course of the succeeding night, having acted excessively, augmented to such a degree the evacuations, which at the same time had become watery, that the state of collapse shortly afterwards supervened, and in a few hours she died.

This case, together with some others, all of which were remarkable, rendered me, from my own experience, very careful not to administer oleaginous, or saline purgatives

during the prevalence of the epidemic. I had for many years employed in my practice, and almost always with a fortunate result, the use of calomel in large doses for the cure of dysentery; a constant experience had convinced me that this medicine, far from increasing the alvine evacuations, rather contributed to their sensible diminution, and instead of occasioning great irritation, which they who are ignorant of the laws of medical action falsely suppose, produced, on the contrary, a remarkable calm. By its use the pains of the abdomen were stopped, the alvine secretions changed their appearance, and finally the disagreeable tenesmus, always present when the rectum is attacked, entirely gave way.

Having diligently compared these observations of mine, with the statements respecting the dissections performed in other countries, and with the knowledge of the symptoms, which I noticed in the first stage, I thought myself justified in concluding that the action of the cholera virus is principally on the stomach and intestines; relying on

this criterion, I immediately determined to treat cholera in the same manner, which some authors had recommended, but in different doses, and I therefore began to practise it in the early stage of the disease as follows.

After having formed to myself the diagnosis, I administered to the patient 20 grains of the chloride of mercury, that is to say, calomel, mixed with an equal quantity of sugar, reduced to an impalpable powder. Having observed in practice that calomel given in pills was often rejected by vomiting; I thought it expedient to administer it in powder; but I shortly perceived that given even in that manner, it adhered to the papillæ of the tongue, and that so tenaciously, that it could not be entirely removed, either by frequent vomiting, or by continued drinking. In order to obviate this inconvenience, I exhibited it rubbed up with sugar, in the same manner as I had been accustomed to give it to infants. Being thus mixed, and consequently enlarged in volume, I caused it to be placed on the tongue of the patient, and

made him immediately take a draught of water, which contributed to propel the medicine into the stomach, before it had become attached to the tongue, and mucous membrane of the fauces. If, after this application, the diarrhoea continued, evidencing the escape of serum, I repeated, after three hours, this medicine, in an equal dose, and reiterated the practice until the evacuations became more dense, less frequent, and of a greenish colour. When all this had been obtained, I suspended the use of the calomel, and after a day or so, prescribed a purgative. This mode of treatment succeeded in overcoming, in 223 individuals, the symptoms which usually precede cholera; though without such a system these persons would probably have passed into a state of collapse. In these 223 cases I found it necessary to repeat the calomel to only one individual five times, to some others three times; but in the generality of cases a single dose was sufficient. Many of my patients, under other guidance, had previously taken oxide of bismuth, but not having received

from this any great advantage, they were advised, under my direction, to have recourse to calomel, which soon relieved them.

CHAPTER X.

TREATMENT IN THE STATE OF COLLAPSE.

1st. *As to Mild Collapse.*

FOR the better understanding of what I shall have to say respecting the state of collapse, it is important to consider it in two different relations, namely, 1st, as to the milder, and 2nd, as to the graver form.

In the stage of mild collapse, the loss of the serous part of the blood not being very considerable, there may be some hope of effecting a cure. When I commenced my duties at the hospital, I first administered in this stage, successively, all the remedies, which the authors of the different works consulted by me had most strongly recom-

mended; experience, however, taught me that the patients rejected all medicines of a liquid nature, consequently as they were not retained in the stomach, it could not be reasonably expected that they would produce any benefit.

Again, medicines of a stimulating nature, produced very painful sensations in the mouth, and pharynx; so that the patient, after taking them once or twice, generally refused them.

We had recourse then to medicines of the solid class, which it was supposed would, from their nature, remain longer on the stomach; but from these only small advantage was obtained, inasmuch as great part of them were rejected, in the same manner as the liquids had been.

Opium, which has been very much recommended in cholera, was not so often thrown up. But its effects were very injurious, because often operating powerfully on the nervous system, it tended to make the patient pass from the mild to the grave state of collapse. I combined it with ipecacu-

anha, either alone, or together with calomel, in small doses ; but the result was not less detrimental, (in which case, it produced some good, except when it was administered in the first stage of the malady). Subsequently I prescribed ipecacuanha in doses of 15 grains, and repeated it often in the course of the day, but without any effect. I next gave carbonate of soda with tartaric acid, calcined magnesia, carbonate, alone, or combined with rhubarb ; and I often added to these tincture of cardamum, opium, aromatic confection, and sulphuric æther ; I modified this last method, deducting some ingredients and adding others, but the effect appeared to me quite inefficacious, and sometimes even dangerous. In short, I tried so many medicines, that it would be tedious to recount them all ; but I found nothing better than calomel in large doses.

There remained the vapour and hot-air bath, but neither this, nor the usual plan for warming a patient by hot bricks, stone bottles with water, &c. &c., was of any service. I therefore think, we may fairly infer, that all

methods of heating the body are useless ; moreover, the patients in this country, could not endure the touch of warm substances, they preferred throwing off all the bed-clothes, and even lying naked on the cold pavement. Irritating frictions, which they could seldom bear, were found to be not only useless, but often injurious ; subsequently I directed them to be rubbed with a solution of morphine and camphor ; this was in the proportion of a grain of the former, and three of the latter, to every ounce of alcohol. The patients were not only comforted by this, but received remarkable benefit.

It has been already said, that the external surface of cholera patients, was generally observed to be extremely cold, the immediate effect of their morbid state ; the constant experience of this led me to reason thus, that the cholera virus spreading through the whole animal economy, operated so as to concentrate the expansion of heat on the internal viscera ; acting on this reasoning, I was induced to prescribe the use of cold

baths, which, attracting the heat from the internal, to the external parts of the body, gave the patients marked ease, more particularly throughout the course of the intestines, and the region of the stomach. The cold bath was tried in this manner; the patient was laid at full length in an empty vessel, and cold water was poured upon him by three or four buckets at a time; this application of cold to the whole surface of the body, acted so powerfully that the patient was immediately reanimated, and all the symptoms, as it were by magic, suddenly diminished their malignant intensity.

A girl of 18, who had refused to take any medicine whatever, was found in the last extremity; as I had experienced the good effects of the cold bath administered to another female, who was admitted into the hospital in the stage of grave collapse, I thought it advisable to try it in this second patient. She, however, being at the point of death, I began to fear that the remedy would in this instance lose the credit which it had acquired, if she were to die; but in-

fluenced by the reasoning, and exhortations of one of my assistants, and being certain in my own mind that the girl in her present state must inevitably die, I determined at last to subject her to the trial. The success was marvellous, for the girl, of whom we had for several hours ceased to entertain any hope, became at once changed in appearance; her face showed animation, her eyes completely opened, and her pulse began to be felt; but after a little while she returned to her former insensible state, and refusing again the medicines, we were under the necessity of subjecting her again to the cold bath, which produced the same good effect as before; she no longer refused medicine, so that we were enabled to administer the calomel in a dose of 20 grains every half hour; in the meanwhile she had two other cold baths. The reaction in the patient was mild; the cure was perfect, and without the slightest salivation or any other unpleasant symptom. I must, however, add, that in almost all the persons on whom the cold bath was employed, a very severe re-

action followed, and some of them, though quickly cured of the collapse, fell victims afterwards to the reaction which supervened ; a circumstance which persuaded me that the baths should only be employed in cases of the most grave collapse.

In young and robust men, where the attack of cholera had been recent, and the loss of the serous part of the blood not very copious, bleeding, combined with calomel, was very successful ; but it was not so with persons of a more advanced age, for however good their constitution seemed to be, venesection was generally productive to them of very injurious effects.

Among the different methods of which I made experiment, for the purpose of arresting the further diminution of the serous part of the blood, was the following : if the patient whom it was intended to subject to this treatment was in the stage of mild collapse, and was young and of good constitution, at first he was bled, then I ordered him a scruple of calomel, to be repeated every hour. But if he was of a more ad-

vanced age, or of a weak temperament, I omitted the bleeding, and began at once with calomel. I permitted him to drink at will of iced water, and to keep ice in his mouth; and if cramps occurred, I caused the affected part to be rubbed during the spasm with a weak solution of morphine and camphor in alcohol.

The præcordial cingulum was generally vanquished by the application of sinapisms or blisters.

By this very simple practice, I observed that in the majority of cases, after a few administrations of these remedies, the evacuations became less frequent, and if the vomit continued for some time, yet the ejections were composed only of the water which had been drunk, which, having become heated in the stomach, disturbed that organ, and was consequently rejected by it.

In such a state of circumstances, the calomel continued to be administered at the same intervals of time, but as soon as the evacuations began to be thicker or of a greenish colour, and the skin gradually lost

its livid colour; when the pulse beat with more animation, and the voice became clearer, and the thirst ceased to torment the patient; then I prescribed that the doses of calomel should be exhibited with a longer interval of time; for instance, if in the beginning of the treatment they had been given every hour, at this point they were given every two hours.

In proportion as the amelioration progressed, the medicine was still more rarely given; but it was not altogether laid aside until all the symptoms vanished: when this state had been attained, the patient, if he wished it, was allowed some light food, such as rice-milk, barley-broth, or arrow-root, and sometimes even light chicken-broth.

Whilst endeavouring to cure a certain patient by means of large doses of calomel, having observed that a reaction was taking place, I thought I might suspend its further administration, as no longer necessary; however, in about four hours symptoms of collapse reappeared; I then had recourse anew to calomel, but the

loss of serum, which had occurred during the suspension of the medicine, had been so excessive, that it produced shortly afterwards the death of the sufferer. Other cases of a like nature happening, I was induced subsequently not to desist from the use of calomel, unless very gradually, and I found this practice very generally successful.

Walking one day in company with Dr. Charles Galland, we met with a reverend ecclesiastic, Don Pietro Borge, in company with his sister. I mentioned to Dr. Galland that this lady was one of the patients whom I had cured by calomel, and I desired Mr. Borge to tell my colleague the number of doses which she had taken; he answered they amounted to twenty-four, and his sister immediately rejoined,—“I must further say, that on one occasion I happened to neglect taking the medicine but a few minutes after the appointed hour, and immediately I began to feel a great sense of cold.” Several other patients made

me candid confessions of the same nature after they had been cured.

2nd. As to grave collapse.

If the patient in a state of grave collapse was young, I immediately tried venesection, after which I administered to him a scruple of calomel every half hour. When the præcordial cingulum was very distressing, which often happened, I applied to the epigastric region mustard poultices, and sometimes also blisters, and leeches. I caused him to drink iced water whenever he desired, and if the extremity of the case required it, I subjected him to the cold-bath; at this point, however, it must be kept in mind, that in the stage of grave collapse, the patients, if they were of scrofulous habit, or given to spirituous liquors, and brought to the hospital after a debauch of that kind, very seldom recovered. Any medicine whatever administered to them was totally thrown away. The evacuations of such patients, both on account of the

protracted discharge of fluids and of the want of absorption, became less abundant, as it were, gelatinous, and of an ashy colour, having the very remarkable smell of cholera, and they soon ceased altogether.

Whenever the calomel operated beneficially, the malady assumed a different aspect, the evacuations acquired a greenish colour, became more consistent, and almost faecal; the pulse rose in strength; the livid colour became lighter; a certain warmth was felt over the whole body, and all the symptoms gradually improved. This amendment, however, ought not to induce any one to cease altogether from the use of calomel, since a mournful experience, as I have already observed, has taught me that this state was generally followed by most alarming symptoms, which compelled me to resume its use, as I had practised in treating the malady in the mild stage, I mean by a gradual diminution of the administration of calomel. If then the malady continued to advance for the better, some aliment was allowed the patient, but it was

necessary to be very attentive to its quality. The best was gruel, composed of vegetable substances, sago, tapioca, salep, and other farinaceous substances, more particularly arrow-root. These aliments being but moderately nutritive, and therefore of easy digestion, did not subject the patient to those pains in the rectum, which many authors assert to be the consequences of the disorder.

CHAPTER XI.

TREATMENT IN THE THIRD STAGE, OR RE-
ACTION.

HOWEVER great may be the watchfulness of a physician, it can never be too intense in the treatment of a patient, at the beginning of this stage. He must not trust in the least to the feelings of a patient, who, when the stage of collapse has ceased, and a kind of placid calm has supervened, appears to himself to be entirely out of danger. Such an appearance I found to be almost always flattering, and deceptive; for often before we could think of it, a new train of the most alarming symptoms pre-

sented itself, threatening immediate dissolution; therefore when the patient is observed in the stage of reaction to complain of a pain in the stomach, and when, on a slight pressure, swelling takes place; when the pulse becomes hard and frequent, the skin hot, and the cheeks flushed, and a slight vomit takes place of greenish matter, the rank seeds of the hidden malady should immediately induce the medical attendant to apply leeches on the seat of pain, to administer abundant draughts of mucilaginous cold drinks, and to use clysters of gruel and other remedies of a like nature; but if, in spite of these attempts, the inflammation should progress, in that case venesection should be employed, at first generally, and afterwards, if necessary, by applying local blisters.

If the symptoms indicating gastritis, should be accompanied with enteritis, then immediately, without loss of time, he must have recourse to general bleeding. Blisters also on the thighs and legs must not be delayed, so as to prevent as much as

possible, any affection of the brain which unfortunately is too common in such cases.

If the lungs, or the head should show signs of inflammation, general and local bleeding should be practised, together with diluent drinks, until some mitigation of the symptoms appears: again, if the heart be affected, blisters should be applied to the thorax, and, if the head is the seat of inflammation, then behind the shoulders, and the inside of the leg; for all these affections the practice of mild laxatives has been recommended. I prescribed the use of tartarized soda, in doses of two drams every two or three hours, and this not having the desired end, I afterwards administered calomel in doses of three, or four grains, and sometimes also castor-oil the next day; from this treatment I obtained beneficial results.

When the patients were persons who had formerly suffered chronic diseases in any of the viscera, every method of cure, under such circumstances, was almost certain to be useless. The inflammation seiz-

ing particularly on the part which had been long weakened, increased so rapidly, that it was impossible to conquer it by any mode of practice.

CHAPTER XII.

OF PROPHYLACTICS.

WHEN cholera appears in a country, it should be the first duty of every physician to spread among the mass of the people the best directions for the preservation of health, earnestly advising them to be cautious in the choice of dormitories, and the kind of clothing most fit to preserve the skin against the pernicious influence of the atmosphere, to avoid not only abuse in food, but also extraordinary fatigue, which tends to weaken the animal economy; I shall mention but a few circumstances, which fall within the comprehension of even the most unlearned

in medicine, but which my experience, during the prevalence of this epidemic, induce me to recommend to the most careful attention.

Food.

The best articles of food, during cholera, are those which are most simple and easiest of digestion; but they should be chosen of a good quality, carefully prepared, and used with moderation.

When food is used in a time of cholera to any excess, its volume acting mechanically, impedes the regular venous circulation, it presses on the lungs, occasions difficult respiration, and produces a sense of weight in the stomach; hence the quantity resists the action of the stomach, and becoming, as it were, an extraneous body, produces local derangements, which induce a general feeling of oppression; and this occasions vomit or diarrhœa, because the food not being converted into chyme in the stomach, excites vomit in part, whilst the portion passing down, rather irritates the intes-

tines than acts as a proper stimulant to them. The consequence of this is diarrhœa. Their proper office being thus altered, if the individual, not being previously predisposed to cholera, has hitherto escaped, he now exposes himself to be easily affected; and if the malady has not yet developed itself for want of an occasioning cause, he may from these circumstances accelerate the attack; but it is not necessary, in order to avoid these inconveniences, that we should go to the opposite extreme; for then the organs being deprived of that which they require to provide against their own decay, would become weakened, their energy diminished, and at length rendered unfit for their proper action. Therefore it is advisable that food should be used in a moderate quantity, so as to guard against that derangement of the animal economy which manifests itself by the painful sensation of hunger.

The inconveniences which are produced by excess in quantity may also result from defect in quality. Those substances, which are too stimulant and of little nutritive power,

excite the stomach and other parts too much, and do not give sufficient strength. A continued use of them produces an incapacity for digesting plain food, and also diminishes the heat of the stomach. Aliments deficient in nutritious or stimulating power add little to the nourishment, and do not sufficiently stimulate the stomach to be modified by it; consequently they pass from this organ insufficiently assimilated into the intestines, and produce diarrhœa, because they are not adapted to excite the proper action of these organs. All this shows that the articles of food should be good in quality, and moderate in quantity.

The kinds of food possessing these qualities in the highest degree are those in which fibrin predominates; therefore you may use with impunity the flesh of sheep, rabbits, and beef, if not tough; these kinds of flesh ought to be well dressed, and without aromatic condiments. Jelly, inasmuch as it is not very exciting and moderately restorative, may be discreetly used, but it requires condiments to be well digested by weak sto-

machs. The broth and flesh of veal and chicken, when young, are preferable to all meats, as being nutritive and easily digested. Albuminous food, if too much dressed, produces great disorders of the stomach—therefore you should particularly avoid brains, liver, oysters, eggs, blood, and, above all, fried fish, in which this principle prevails. With regard to this food, I think it proper to state that very many of the individuals who were under my care, both in the hospital and private practice, suffered attacks of cholera a few hours after eating fried fish. These sad effects proceed primarily from the albuminous substance, which having passed into a state of solidity not easily dissolved, and being covered with an irritating coating, becomes altogether indigestible; and secondly from the oil, which having undergone the action of fire, is so modified as to render it injurious to the stomach. When the atmosphere, indeed, is free from miasma, and the vital organs have not to contend against that powerful enemy, the evils occasioned by irritation of the stomach are much less.

Dishes composed of farinaceous substances, as tapioca, sago, macaroni, rice well boiled, may be used without any fear, since they are moderately nutritive and not irritating; the condiments used to give these articles a taste, and to render them more or less palatable, ought to be of the simplest and least stimulating kind. Most fruits, when the cholera prevails, are to be avoided, particularly apricots, peaches, cherries, and strawberries. Pumpkins, melons, and figs, are so dangerous as often to cause the malady to develop itself directly after they have been eaten. Many of the cholera patients, who were brought to the hospital, assured me that diarrhœa took place after eating fruit of this kind. With regard to figs, the worst consequences were produced by the seeds, which, undergoing no modification in the stomach, irritate by their presence the gastro-enteric mucous membrane. A little good wine at dinner is fitting for those accustomed to it, to others it might be too stimulating.

Sleep and Dormitories.

Sleep should be regulated by the necessity for it—too much relaxes the body, and blunts the mind; the want of sleep, on the other hand, produces still greater inconvenience, more especially if the intellectual faculties whilst awake have been greatly exercised. You should sleep at night, in order that by day you may profit by the light, which always conduces to health. The places for sleeping ought to be clean, lofty, and easily ventilated, but it is dangerous to expose yourself during sleep to a current of air, or even to have the windows open, because as in the night the watery vapours condense themselves more, the air becomes a vehicle much adapted to introduce miasma; and if in sleep the absorption, as it is said, be considerably augmented, the malady may, from this circumstance, more easily insinuate itself into the system.

Clothing.

The external skin, which in the animal economy is the organ that first feels the

impression of the atmosphere, must, in the time of cholera, be most carefully attended to. As it sympathizes with the gastro-enteric tube, the latter would suffer great derangement if the skin were not kept in a proper state. To prevent these disorders we cannot do better than to guard the skin, as far as is possible, against changes of atmospheric temperature; this purpose is well answered by woollen garments remaining in immediate contact with the skin; the slight friction which they produce causes a moderate degree of irritation, and draws towards the surface a quantity of blood taken from that which circulates in the interior of the body; and as wool is not a conductor of heat, it preserves the skin nearly in an equal state of warmth, and thus the transpiration continues to maintain itself. If these cautions be observed, the atmospheric changes will have no direct influence on the skin, which they would have, if the vestments were of linen. Moreover, woollen clothing receives the moisture of the perspiration, and does not transmit it for some time, and by this

means also it protects the skin against the atmospheric changes.

They, who have not the means of furnishing themselves with garments wholly woollen, should at least endeavour to procure a woollen belt to be bound around the abdomen. This practice has been found useful both in India and Europe.

If, however, these precautions should have been omitted, and more especially if the feet should long remain wet, the skin would be suddenly felt to be cold, its pores would contract, the transpiration would be stopped, and consequently the back and gastro-enteric mucous membrane would receive a quantity of blood passing through them, which might open the way to the development of cholera. In order that the skin should regularly execute its functions, it must be kept constantly neat and clean; but in order to attain these objects, it is not prudent, in a time of cholera, to use cold baths, which, for the reasons before stated would produce unpleasant effects; the dirt, however, should be removed by tepid water, wiping the skin well afterwards.

Bodily Exercises.

The motion of the organs, if too long protracted, instead of giving them fresh energy, renders them at last unfit to exercise their proper functions ; thence follows a debility in the vital and animal nervous system : and the operations of the organs being confused, the assimilation is disordered, the secretions are vitiated, and a general weakness comes on. Repose then becomes necessary, in order to restore a just equilibrium in the action of the animal economy. But this, again, even if too much prolonged, is not so pernicious as an excessive continuance of motion. The total cessation of movement occasions an incapacity to move, an insensibility in the limbs, a diminished activity of the digestive organs, and consequently a defect in the assimilation of food ; a great quantity of fat is thus accumulated, at the expense of the organs, and in consequence an extreme languor is produced in the fibres. In both cases, therefore, the force of vital resistance being

diminished in the organs, they are rendered more disposed to receive with facility the impressions of the predominant miasma. Hence it is evident that rest and exercise ought to be reciprocally proportioned to each other, in order to enjoy the beneficial effects of both.

Active exercises, like walking, shooting, fencing, gymnastic exercises, &c., so long as they are regulated by a sound judgment, can do no harm in a time of cholera,—on the contrary, it appears to me that they should not be abstained from. Swimming, however, as it impedes the cutaneous transpiration, and augments the action of the gastro-enteric mucous membrane, is no doubt dangerous, more especially to a person who plunges into the water when heated. They who are hindered by any obstacle from using active exercise, should apply to exercises of a mixed nature, such as riding on horseback, but then only after the heat of the day has declined, and the digestion is perfected; and inasmuch as indolence is a kind of rust, which slowly con-

sumes the body, and oppresses the spirits, it is necessary that they who have not the means of enjoying active, or mixed exercise, should practise that which is passive, such as taking an airing in a carriage, or sailing in a boat.

Again, we ought not, through fear of this disorder, to neglect the exercise of the intellectual faculties; for besides the loss of their immediate effects, they may even produce a hazard of attack from disease. The total want of all occupation may probably turn the mind to the contemplation of the terrible consequences of the predominant disease. Every one knows what evils are produced by keeping the mind always fixed on a malady, which we are either suffering or fear to encounter. It is, therefore, useful that those who are not addicted to profound studies, should employ their leisure hours in the reading of books, which are either instructive or innocently amusing.

Vehement passions, such as terror, or the shock of unexpectedly hearing bad news, are among those occasional causes which

may easily induce cholera. Who does not know how lamentable their effects are on the nervous system, and consequently on the gastro-enteric and urinary passages? Much caution should therefore be used, and all possible prudence observed in communicating information of this sort, that we may avoid all painful regret at its fatal consequence.

T A B L E
Containing the Names of the Cholera Patients received into the Hospital of the Normal School, and the quantity of Calomel in grains taken by each.

Date of Admission.	Name.	Place from whence they came.	Age.	Date of dismissal.	Date of Death.	Quantity of calomel taken.	REMARKS.
June 20	Nicola Ambrosini	Valletta	48	..	June 20	grains.	} Found in the hospital in a state of re- action, some of them with typhoid symptoms.
	Raffael Fenech	do.	22	..	26	..	
21	Gaetano Xuerof	do.	30	..	20	..	} On this day my service commenced in the hospital.
	Maria Jones	Senglea	32	..	22	..	
	Salvatore Carnana	Valletta	64	..	22	..	
	Marianna Caliero	Vittoriosa	47	..	22	..	
	Giovanni Schembri	Forzato	50	June 23	
	Angelo Cachia	do.	26	June 24	
23	Anna Colaira	Floriana	56	23	} Bloody evacuations.
	Giuseppe Psallæ	Forzato	48	25	
	Michele Talzon	Cas. Asciak	42	} This insane person, brought to the hos- pital by the police, name unknown.
	Giovanni Callus	Valletta	35	..	24	..	
	Mich. Ang. Villa	Cospicua	38	..	30	..	
	Salvatore Cremona	Valletta	60	27	30	..	
	Rosa Xnerof	do.	53	
	Paolo Debono	Birchircara	54	..	24	..	
	Grazia Cutazar	Zabbac	16	July 1	24	..	
	An insane person	Valletta	
	Pasquale Galea	Forzato	28	..	25	..	

24	Maria Agnis	Zabbar	70	June 27	25
	Giuseppe Magro	Cospicua	25
	Vincenza Maniglia	do.	79	..	29
	Giovanni Debono	Forzato	..	29	26	..	160
	Francesco Glevan	do.	22
25	Saverio Farrugia	Valetta	69	..	25
	Vittoria Grech	do.	24	..	26
	Antonio Mercieca	Forzato	22	..	26	..	20
	Daniel Nicholson	Scotland	28	..	29	..	20
	Salvatore Xicluna	Floriana	43	..	25
	Gaetano Zammit	Cospicua	80	..	27
26	Veneranda Fenech	Valetta	24	July 5	25
	N. N. insane	do.	160
	Saverio Farrugia	do.	48	June 29	25
	Giuseppe Psalle	Forzato	60	30
	Angelo Calleja	Valetta	60	30	480
	Mina Spiteri	do.	64
	Margarita Mifsud	do.	27	July 7	26	..	20
	Giuseppe Grech	do.	2	160
	Margarita Balzan	do.	66	June 29	29	..	100
	Teresa Attard	do.	24	July 1	June 29	..	180
	Battista Mora	do.	12	..	29
	Margarita Camilleri	Cospicua	30	..	26
	Giuseppa Volpi	Franconi	23	..	20
	Caterina Spiteri	do.	37	1	130
	Giuseppe Muscat	Valetta	20	1	100
	Giuseppa Camilleri	do.	40	..	27	..	60

Grave.

Grave.

Pregnant and great pain.
Refused the medicines, and died in the reaction.

Lived a few moments.

Received from the Civil Hospital. Refused all medicine.

Lived a few minutes.

Arrived from Fort Ricasoli convalescent.

Received from the Civil Hospital in a state of mild reaction.

Refused to continue the medicine.

Refused medicine.

Refused medicine.

Received in state of reaction.

Lived but a few minutes, and refused medicine.

Refused to continue the medicine.

Date of Ad-mission.	Name.	Place from whence they came.	Age.	Date of dismissal.	Date of death.	Quantity of calomel taken.	REMARKS.
June 27	Andrew Adams	Schoo. Rose	23	June 29	..	grains.	
	Giuseppe Teuma	Valetta	25	..	July 1	240	Refused to continue the medicine.
	Rosa Vassallo	Birchircara	70	July 9	..	20	
	Vincenzio Xerri	Floriana	17	July 3	..	260	
	Concetta Cuschieri	Valetta	28	..	June 29	240	Died after miscarriage.
	Michele Xueref	do.	91	June 30	..	50	
	Anna Schemdri	do.	53	July 8	..	80	
	Salvator Micallef	do.	80	June 30	..	230	
	Maddalena Mamo	do.	27	..	July 1	..	Refused to continue the medicine.
	Robert Bark	Sh. Somerset	15	July 1	..	40	
28	Andria Cauchi	Forzato	27	July 1	..	580	
	Salvatore Zarb	Floriana	20	June 30	..	480	
	Andria Debono	Valetta	22	..	June 28	..	Lived a few minutes in the hospital.
	Angelo Spiteri	do.	15	..	28	20	Refused to continue the medicine.
	Rafaale Portelli	Naxaro	62	..	July 1	10	Refused to take medicine.
	Brigeta Bugeja	Valetta	55	..	June 29	..	Received in a dying state.
	Emmanuele Cremona	do.	10	..	July 3	40	Died in the reaction which followed his admission.
	Salvatore Agius	Zabbac	26	30	
	Salvatore Azzopardi	Valetta	30	..	June 30	20	
	Anna Attard	do.	11	July 2	..	80	
30	Gaetano Bussitil	Birchircara	57	..	July 3	20	Refused to continue the medicine.
	Catarina Zahra	Siggieui	70	..	June 30	20	Refused medicine.
	Benedetta Debono	Valetta	42	..	July 2	..	Died two hours after his reception into the hospital.
	Rocco Muscat	Zurnio	20	..	June 30	20	Refused medicine.
	Nicola Muscat	Floriana	50	..	July 3	60	Typhoid reaction.

July 1	Catarina Cassar	Senglea	30	2	..	3	60	Recovered from the cholera, relapsed, and refused to take more medicine.
	Vincenzo Tonna	Valetta	40	10	80	Refused to take more medicine. Refused calomel, but took other medicine.
	Georgio Tava	Forzato	26	5	80	Died in the reaction.
	Rosa Mazza	Valetta	54	6	..	Received in a state of apoplexy.
	Rosa Sieberas	Floriana	60	1	..	Not being able to take any medicine, died in a few hours after his admission into the hospital.
	Rosa Xerri	Valetta	66	1	..	Not being able to take medicine, he died a few hours after his admission into the hospital.
	Giovanni Vella	Gudia	50	1	..	Not being able to take medicine, he died a few hours after his admission into the hospital.
	Vincenzo Calleja	Valetta	55	1	..	Not being able to take medicine, he died a few hours after his admission into the hospital.
	Giuseppe Setuto	Forzato	27	6	..	2	80	Died in a state of great cold.
	Angelo Bugeja	Floriana	18	2	40	Died in a state of great cold.
2	Antonio Mizzi	do.	63	2	60	Died in a state of great cold.
	Gio. Maria Ciantar	Forzato	16	8	340	..
	Angela Micallef	Valetta	24	3	280	..
	Felice Sirortino	Sta. Venera	60	5	..	2	340	..
	Antonio Zerafa	C. Asciak	40	2	40	Unable to take medicine by the mouth.
	Giuseppe Rogue	Valetta	20	7	160	..
	Michele Borg	do.	50	4	80	..
	Giuseppe Vassallo	do.	18	9	..	Refused medicine.
	Maria Coleiro	C. Tarscien.	20	3	20	Refused medicine.
	Lorenzo Bondini	Senglea	65	6	400	..
2	Maria Said	Valetta	45	7	..	2	80	Died in the reaction.
	Giuseppa Borg	do.	56	3	80	Died two hours and a half after he was received into the hospital, and was unable to take any remedy.
	Grazia Camilleri	C. Asciak	85	3	..	Died three hours after his arrival at the hospital.
Giuseppe Fenech	C. Tarscien.	87	2	60	..	

Date of admission.	Name.	Place from whence they came.	Age.	Date of dismissal.	Date of death.	Quantity of calomel taken.	REMARKS.
	Lorenzo Pullecino	C. Birchircara	14	July 7	.. 11	grains. 130	Died after a relapse. Refused medicine.
	Michele Vella	Floriana	21	..	July 2	..	
	Angela Hali	S. Giuseppe	12	
	Angela Gatt	Floriana	48	.. 7	.. 2	100	Died a few minutes after being received.
	Maria Carnana	C. Curmi	75	
	Saveria Balzan	Valletta	5	.. 5	.. 2	24	Died twelve hours after his arrival at the hospital.
	Carmalo Mili	do.	48	80	Refused medicine.
	Barnardo Frendi	do.	24 4	..	Refused medicine.
	Racco Saliba	do.	24 3	..	Treated with oxide of bismuth.
	Mar. Grazia Sultana	do.	45 3	..	Refused medicine.
	Ursola Spiteri	C. Ascias	66 3	..	Died three hours after entering the hospital.
	Annunz. Gabaretta	Floriana	12 2	..	
July 3	Angela Bezzina	do.	48 5	160	Died in the reaction.
	Loreto Gauci	C. Curmi	63 3	20	Died five hours after he was received.
	Giuseppe Xerri	Valletta	55 3	80	Died four hours after he was received.
	Giovanni Schembri	Convict	55 3	80	Died five hours after he was received.
	Vincenza Azzopardi	Valletta	80 3	58	
	Maria Suda	do.	42 6	..	
	Franc. Sav. Nicefaro	R. M. F. Re	31 4	120	Refused to continue the medicines.
	Anna Sammut	Valletta	40 3	..	Refused medicines.
	Aloisia Vella	C. Zabbac	50 9	470	
	Newlia Pace	Valletta	60 3	20	Died soon after he was received into the hospital.
	Rosario Bianco	do.	19 4	20	

Antonio Cassar	do.	70	4	20	Lived seven hours in the hospital, and refused to continue the medicines.
Nicola Zammit	Vittoriosa	58	9	..	4	20	Lived seven hours in the hospital, and refused to continue the medicines.
Giovanni Baldachino	Valletta	56	4	340	Lived thirteen hours in the hospital.
Caterina Caliero	C. Zurrigo	60	3	80	Lived an hour in the hospital.
John Winter	Scho. James	20	6	20	Treated with ipecacuanha.
Carmela Agius	Valletta	24	3	232	Died in the reaction.
Paolo Borg	R. M. F. Re	26	7	Salivated.
Paolo Hili	Valletta	45	7	340	Lived eight hours in the hospital.
Antonia Vella	do.	40	9	740	Lived twelve hours in the hospital.
Maria Cammilleri	do.	36	5	120	Salivated.
Grazia Bartolo	Pieta	70	5	48	Lived three hours in the hospital.
Giuseppe Aquilina	Valletta	54	9	460	Salivated.
Maria Cauchi	do.	40	11	..	4	660	Lived three hours in the hospital.
Giuseppe Callas	do.	30	Lived six hours in the hospital.
Filippo Borg	do.	70	6	..	4	540	Refused all medicine.
John Macleanen	do.	45	6	250	Lived seven hours in the hospital.
Giovanni Azopardi	C. Tarscien	50	4	..	Refused medicines.
Giuseppa Grech	Forzato	60	5	160	Died in the reaction.
Andria Adamo	Valletta	25	5	320	Lived seventeen hours in the hospital.
Salvatore Tanti	do.	51	6	Lived nine hours in the hospital.
Giuseppe Tagliana	Forzato	55	9	..	4	70	Refused medicines.
Giovanni Dalli	C. Tarscien	70	6	120	Died in the reaction.
Caterina Genojs	Valletta	64	9	160	Lived seventeen hours in the hospital.
Giuseppe Vella	do.	14	9	..	6	..	Lived nine hours in the hospital.
Maria Attard	Pieta	27	9	
Tomaso Debono	Valletta	17	6	30	
Andrea Barbara	do.	28	9	700	
Angelo Baldachino	Vittoriosa	10	9	280	
Vincenzo Susi	Valletta	8	5	86	
Felice Pace	do.	18	9	130	
Agostino Micallef	do.	11	10	240	

Date of admission.	Name.	Place from whence they came.	Age.	Date of dismissal.	Date of death.	Quantity of calomel taken.	REMARKS.	
July 5	Maria Aquilina	Valletta	25	July 9	..	grains. 260	Salivated.	
	Liberata Said	Floriana	75	..	July 6	..	Refused all medicines.	
	Vittoria Micallef	Valletta	50	200	Lived nine hours in the hospital.	
	Teresa Chetcuti	do.	36	..	19	140		
	Concetta Spiteri	do.	45	Lived a few minutes in the hospital.	
	Teresa Ciappara	Pieta	75	180	Died in the reaction.	
	Caterina Debono	Valletta	29	Entered with symptoms of apoplexy.	
	Ignazio Vella	do.	29	Lived seven hours in the hospital.	
	Giuseppe Micallef	Valletta	25	140	Lived eight hours in the hospital.	
	Rosa Cauchi	do.	27	60	Lived five hours in the hospital.	
	Lucia Valla	Floriana	45	..	20	520	Salivated.	
	Giuseppe Sammut	do.	54	80	Refused to continue the medicines, and lived seventeen hours in the hospital.	
	July 6	James Pearce.	Scho. James	18	..	7	320	Lived four hours in the hospital.
		Lorenzo Gauci	Valletta	30	40	
N. N. (Insane)		do.	Lost the notes.	
Teresh Spiteri		do.	50	Salivated.	
Antonio Portelli		do.	26	..	20	500	Died in the reaction.	
Giorgio Ciappara		Pieta	60	200	Refused to continue the medicine.	
Angelo Cilia		Valletta	58	20	The notes lost.	
Fillippo Borg		do.	70	..	6	..		
Nicola Gafan		do.	45	..	7	100	Lived an hour in the hospital.	
Maria Abela		do.	52	Lived eleven hours in the hospital.	
Giuseppe Borg		do.	23	100	Died in consequence of abortion.	
Angela Gambin		do.	28	120		

Constanza Zueref	16	6	460	Refused to continue the medicine.
Rosa Carnana	60	..	7	..	80	Refused to continue the medicines.
Carmela Abela	52	..	7	..	40	Lived rather less than four hours in the hospital.
Vincenzo Camilleei	24	..	7	..	580	Died in the reaction, which took the form of typhus.
Carmelo Misfud	22	..	7	..	40	Died in the reaction.
Andrea Gatt	55	..	11	..	360	This person took calomel in doses of two scruples at a time.
Paolo Borg	60	..	11	..	260	Lived one hour in the hospital.
Marg. Camizuli	28	01	960	Lived two hours in the hospital.
Benigno Grech	19	..	10	..	560	Lived nine hours in the hospital.
Giuseppe Mercicca	22	..	7	..	340	Lived eight hours in the hospital.
Petronel Sceberas	35	..	7	..	40	Lived four hours in the hospital.
Frederico Gibiotti	13	340	Lived seven hours in the hospital.
Giuseppe Zammut	40	..	7	..	340	Lived four hours in the hospital.
Vincenzo Vassallo	40	..	8	..	40	Lived two hours in the hospital.
Michele Zammet	45	9	8	..	180	Lived nine hours in the hospital.
Emmanuele Agius	50	..	8	..	100	Lived eight hours in the hospital.
Michele Cashia	77	..	8	..	60	Lived four hours in the hospital.
Tommaso Sceberas	9	21	60	Lived seven hours in the hospital.
Maria Sceberas	6	21	Lived a few hours in the hospital.
Maria Desavcris	40	..	8	..	140	Ill seven days before she was received into the hospital.
Maria Zahra	50	11	240	Lived five hours in the hospital.
Angela Sultana	60	9	48	Entered the hospital in a state of reaction.
Anna Benedette	30	9	300	
Giovanni Sceberas	62	..	8	
Concetta Spiteri	26	..	9	..	200	
Giuseppe Xicluna	86	..	8	..	100	
Giovanni Galea	66	..	9	..	180	
Teresa Grima	60	..	12	

Date of admission.	Name.	Place from whence they came.	Age.	Date of dismissal.	Date of death.	Quantity of calomel taken.	REMARKS.
July 8	Maria Cilia . . .	Valetta . . .	40	July	July 9	grains. ..	Lived seven hours in the hospital, and refused medicine.
	Nicola Falyon . . .	do. . .	48	15	..	620	Note lost.
	Antonio Tonna . . .	C. Tarscien . . .	81	120	Died in the reaction.
	Antonio Borg . . .	Curmi . . .	27	..	10	620	
	Giovanni Bonanno . . .	Valetta . . .	30	Mislaid the note.
	Giuseppe Muscat . . .	Floriana . . .	56	11	Refused all sorts of medicine.
	Anna Borg . . .	Valetta . . .	75	..	11	..	Lived one hour in the hospital.
	Carmela Borg . . .	do. . .	22	..	8	..	Note lost.
	Maria Carioto . . .	do. . .	19	Refused medicine.
	Rosa Borg . . .	do. . .	33	..	9	20	Died a few hours after entering the hospital.
	Felice Xicluna . . .	Floriana . . .	62	..	9	..	
	Matteo Camelleri . . .	Valetta . . .	42	10	..	206	
	Giuseppe Muscat . . .	Floriana . . .	65	..	8	140	Died in a state of rigor.
	Giovanni Vella . . .	do. . .	27	11	8	152	
	Rafaele Degiovanni . . .	do. . .	16	9	..	260	
	Dammiano Catania . . .	Pieta . . .	30	18	..	320	
	Antonio Gatt . . .	do. . .	56	10	..	200	
	Ant. Franceschini . . .	Forzato . . .	30	12	..	700	
	Rosa Buhagiar . . .	Valetta . . .	55	14	..	300	Died in the reaction.
	Albino Gauri . . .	do. . .	64	..	9	..	Died a few minutes after being received.
	Francesco Bonnett . . .	do. . .	26	17	..	200	Salivated.
	Giovan. Galleja . . .	do. . .	49	..	9	80	Lived three hours in the hospital.
	Caterina Zammit . . .	C. Luca . . .	28	..	9	..	Died a short time after his reception in the hospital.

Maria Hili . . .	33	..	10	12	300	Recovered, relapsed, & died in three hours.
Salvatore Gatt . . .	12	..	10	..	100	
Concel. Azziopardi . . .	24	..	9	..	120	
Grazia Hill . . .	46	9	100	Lived seven hours in the hospital.
Maria Messina . . .	23	9	40	Lived six hours in the hospital.
Innocenza Ellul . . .	45	9	80	Refused to continue the medicine.
Antonja Spiteri . . .	34	..	27	..	280	Note lost.
Nicola Testa . . .	74	10	..	Lived half-an-hour in the hospital.
Francesco Roll . . .	32	9	..	Refused medicine.
Lorenzo Buttugug . . .	30	9	..	Refused to continue medicine.
Aloisia Schembri . . .	21	19	100	Removed here from the civil hospital with diseased liver.
Mariana Micallef . . .	28	..	31	..	130	Note lost.
Antonia Veila . . .	61	..	15	Refused medicine.
Maria Attard . . .	49	11	..	Refused medicine.
Maria Cassar . . .	70	11	..	Refused to continue the medicine.
Benigno Said . . .	35	10	20	
Antonio Xueref . . .	68	100	
Gaetano Zammit . . .	75	11	320	Died in the reaction.
Nicola Mercieca . . .	54	12	300	Died in a state of intense coldness.
Francesco Abyeer . . .	18	Note lost.
Angela Saliba . . .	12	12	..	Received in a state of reaction, with symptoms of disease of the brain.
Maria Galea . . .	60	10	..	Lived one hour in the hospital.
Vincenzo Attard . . .	65	10	100	Died in a state of great coldness seven hours after his admission.
Vincenzo Calleja . . .	30	..	12	Note lost.
Concetta Said . . .	3	10	320	
Felece Galea . . .	60	..	15	..	400	
Teresa Spiteri . . .	80	10	..	Lived two hours in the hospital.
Placido Magro . . .	55	14	300	Recovered after the first attack, relapsed, and died in three hours.

Date of admission.	Name.	Place from whence they came.	Age.	Date of dismissal.	Date of death.	Quantity of calomel taken.	REMARKS.
July 10	Marcella Vella .	Valletta .	22	July 13	July	grs. 260	
	Emmanuele Schembri .	do. .	28	15	..	360	
	Giuseppe Abela .	do. .	43	14	..	120	
	Giovanni Camilleri .	do. .	22	13	..	18	Salivated.
	Lorenzo Falzoli .	Forzato .	18	..	11	80	Lived six hours in the hospital.
	Grazia Teuma .	Floriana .	60	26	..	400	
	Maria Cini .	do. .	12	..	10	10	Lived but few minutes in the hospital.
	Carlo Bugeja .	do. .	60	..	11	100	Died in the reaction.
	Maria Delirata .	do. .	27	15	..	20	
	Francesco Bartolo .	Forzato .	23	17	..	360	
11	Salvatore Bartolo .	Valletta .	52	16	..	280	
	Maddelina Mifsud .	do. .	22	..	14	20	Refused medicine.
	Giuseppe Fenech .	do. .	50	..	12	..	Refused medicine.
	Antonio (Insane) .	do.	11	..	Lived but few minutes after having been received.
	Giuseppe Vella .	Babbato .	29	..	11	..	Lived a few minutes after being received into the hospital.
	Bernardo Gripo .	Floriana .	46	..	12	200	Died in a state of rigor eight hours after being brought in.
	Rosario Ellul .	do. .	50	..	11	..	Died a short time after being received into the hospital.
	Maria Xerri .	Valletta .	19	16	..	40	
	Giuseppe Mifsud .	do. .	24	..	11	..	Lived a few minutes after being received into the hospital.
	Pietro Azzopardi .	do. .	20	15	..	140	
Maria Castaldo .	do. .	50	16	..	460		

Saverio Tonna . . .	39	100	Refused medicine.
Georgio Elia . . .	58	..	12	
Vincenzo Caruana . . .	30	18	220	
Teresa Muscat . . .	12	13	..	
Antonia Missud . . .	43	17	340	
Annunziata Aeguilina . . .	33	11	20	
Eugenia Volpi . . .	36	Note lost.
Paolo Zammit . . .	19	19	920	
N. N. (Insane)	11	Died a few minutes after he was received into the hospital.
Francesca Gallea . . .	18	..	12	..	30	Refused to continue the medicines.
Carmelo Bonano . . .	31	..	11	..	20	Lived one hour in the hospital.
Rosa Cortes . . .	29	..	14	..	320	The reaction took the form of typhus.
Anna Schenbri . . .	48	..	12	..	20	Died in a state of rigor seven hours after he was received.
Vittorai Portelli . . .	19	17	540	
Antonio Gallea . . .	15	..	13	..	80	Died in a state of rigor seven hours after he was admitted.
Francesco Zerrueto . . .	60	15	220	
Maria Galea . . .	84	25	300	
Maria Muscat . . .	60	15	160	
Teresa Spireri . . .	12	120	
Maria Barbara . . .	30	..	12	Refused all medicines.
Marianna Barbara . . .	5	14	40	
Rosa Baccarizza . . .	50	..	17	..	420	Died in a relapse caused by an error in diet.
Caterina Gaucchi . . .	10	18	80	
Vincenza Arpa . . .	67	20	720	
Maria Zerafa . . .	22	15	340	
Andrea D'Angulo . . .	8	..	13	..	60	Lived five hours in the hospital, and died in the cold stage.

Date of admission.	Name.	Place from whence they came.	Age.	Date of dismissal.	Date of death.	Quantity of calomel taken.	REMARKS.
July 12	Marianna Zarafa	Valletta	45	July 13	July	grains.	
	Luigi Callega	do.	9	14	..	160	
	Vincenzo Mazzi	Floriana	70	60	
	Roza Zammet	Valletta	60	360	
	Maria Grech	do.	62	..	13	260	
	Giuseppe Gufan	do.	40	15	..	60	Lived nine hours in the hospital, and died in a state of rigor.
	Andria Xichma	do.	45	..	13	480	Took cold-baths three times.
	Francesco Finri	Floriana	84	..	13	200	Lived five hours, and died in the cold stage.
	Agostino Portelli	Valletta	45	20	Entered the hospital in a dying state, and lived an hour.
	Cattarina Genni	do.	11	Note lost.
	Giuseppe Pulis	Floriana	45	..	13	..	Note lost.
	Francesco Caldon	Valletta	50	..	13	..	Refused to take medicine.
	N. N. (Insane)	do.	44	..	13	..	Died a few minutes after he was received.
Agostino Schembri	do.	44	17	..	160		
Angela Fiteni	do.	33	..	12	..	Arrived at the hospital with symptoms of typhus.	
Anna Azzopardi	do.	70	..	13	..	Lived four hours in the hospital, and refused to take medicines.	
Liberata Inguanes	do.	75	..	14	100	Lived seven hours in the hospital, and died in the cold stage.	
Antonio Carnana	do.	30	..	13	20	Lived three hours in the hospital, and died in the cold stage.	
Grazia Bugeja	do.	70	..	13	160	Refused to continue the medicine, and died in the cold stage.	

Giovanni Aquilina	Floriana	45	21	1160	Salivated.
Alessandro Attard	Forzato	73	15	400	Died in the reaction.
Maria Cauchi	Pieta	40	400	Note lost.
Angela Spiteri	Valetta	30
Rosa Anna Spiteri	do.	15	26	320	..
Giovanni Vella	do.	11	17	80	..
Aquilus Micallet	do.	12	?0
Antonio Franceschini	do.	30	13	..	Died in the cold stage, refused medicine.
N. N. (Insane).	C. Chircop	13	..	Expired a few moments after being re- ceived.
Salvatore Mizzi	R. M. F. Re.	29	15	140	..
Vittoria Catania	Valetta	47	13	40	Lived two hours after being received.
Giovanni Micallef	do.	46	Aug. 1	Received convalescent.
Salvatore Gauri	do.	40	17	500	Recovered from the first attack, relapsed and died in three hours
Francesco Borg	Floriana	50	13	20	Lived an hour in the hospital.
Antonio Pace	do.	50	16	200	Died in the reaction.
Maria Saliba	S. Giuseppe	40	13	60	Lived three hours in the hospital, and died in the cold stage.
Maria Agius	Valetta	42	16	80	Refused to continue the medicine.
Francesco Zammit	C. Bircircara	55	13	..	A great drinker, lived three hours in the hospital.
Maria Xicluna	Floriana	72	13	..	Lived a few minutes in the hospital.
Maria Cassar	do.	70	13	80	Lived four hours in the hospital, and died in the cold stage.
Francesca Mulict	Ergostolo	41	14	..	Refused medicine, and died in the cold stage.
Giuseppe Suda	Valetta	58	14	300	Died ten hours after the reaction.
Saverio Mizzi	R. M. F. Re	62	19	560	Died in the reaction.
Carmela Matrenza	Valetta	42	13	..	Lived but few minutes,
Vittoria Armand	do.	50	13	..	Lived two hours in the hospital.
Servvio Galea	do.	12	14	60	Died in the paroxysm of pain.

Date of admission.	Name.	Place from whence they came.	Age.	Date of dismissal.	Date of death.	Quantity of calomel taken.	REMARKS.
July 14	Feluc Busuttil	Valletta	75	July	July 14	grains 100	Lived nine hours in the hospital, and died in the cold stage.
	Carlo Saracino	do.	29	..	22	400	Recovered from the first attack, relapsed, and died in four hours.
	Andria Digabliete	C. Curmi	33	..	14	200	Lived ten hours in the hospital, and died in the cold stage.
	Rosolia Zammit	C. Zabbac	30	..	18	100	Died in consequence of abortion.
	Maria Felice	Floriana	50	..	15	20	Received in a dying state, not able to take medicine.
	Giuseppe Carmizuli	C. Zurrico	30	17	..	420	Died seven hours after he was received, in the cold stage.
	Maria Galdies	C. Curmi	40	..	16	200	Did not continue the calomel, it being scarce.
	Elena Galea	Floriana	70	..	14	20	Did not continue the calomel, there being a scarcity of it.
	Mar. Ter Tommani	Valletta	62	..	15	40	Lived but a few minutes in the hospital.
	Saveria Saliba	do.	61	..	14	..	Did not continue the calomel, it being scarce.
	Maria Xueref	C. Zabbac	76	..	17	60	Lived seven hours in the hospital.
	Giovanni Montibello	Valletta	52	..	14	20	Received the fresh calomel and continued to administer it.
	Giuseppe Tanti	Forzato	20	17	..	120	Salivated.
	Michele Borg	Floriana	24	17	..	840	Repeated the medicine.
	Agostino Tonti	Forzato	23	17	..	180	
	Giovanni Spitori	Valletta	15	..	14	..	
	Vincenzo Camilleri	Forzato	24	17	..	120	

15	Liberata Pare . Caterina Gauci . Maria Ghegue . Antonio Chircop . Michele Camilleri . Salvatore Vella . Paolo Abela . Giuseppe Villa . Luigi Xucref .	Valletta C. Curmi Valletta do. Birchirara Floriana Valletta do. do.	45 80 44 24 21 49 60 72 50	17 .. 18 .. 16 22	14 14 16 19 15	220 .. 160 420 200 280 320 20 300	Died a few minutes after being admitted. Died in the cold stage, four hours after his reception. Died in the cold stage fourteen hours after he was received. Refused to continue the medicine, and died in the cold stage. Lived two hours in the hospital, and died in the cold stage. Salivated.
9	Giuseppe Mizzi Salvatore Genoia Gaetano Borg . Antonio Ferli . Antonio Cilia . Rocco Sultana . Vincenzo Vassallo Giorgio Bat Fiorante Grazia Magro . Angelo Schembri . Caterina Filodavo Maria Camilleri Andrea Farrugia Andrea Chetcuti	do. C. Zabbac Valletta Pieta Valletta S. Giuseppe Valletta Napolitano C. Zabbac C. Curmi Valletta C. Curmi Forzato C. Zabbac	50 15 21 13 21 17 30 56 22 22 40 40 44 50	Aug. 1 July 21 30 19 17 17 Aug. 1 .. July 17	16 20 20 22 15 15	900 180 660 280 400 100 500 320 60 620 140 40 160 ..	Died in the reaction. Died in the reaction. Refused to continue the medicine. Died in the reaction. Lived four hours in the hospital. Died four hours after his admission to the hospital. Died in the cold stage. Died in the reaction. Refused to continue the medicine. Recovered, relapsed, and died after four hours.
16	Fortunato Azzopard. Maria Sapiano . Vincenza Mili . Filippo Amato .	Pieta Valletta do. R. M. F. Re	50 80 10 49	16 19 20 19	240 500 70 520	Died in the cold stage. Died in the reaction. Refused to continue the medicine. Recovered, relapsed, and died after four hours.

Date of admission.	Name.	Place from whence they came.	Age.	Date of dismissal.	Date of death.	Quantity of calomel taken.	REMARKS.
July 16	Anna Camilleri	Valetta	82	July 16	July 16	..	Refused medicine, and lived three hours.
	Cristina Camilleri	Floriana	33	320	Refused to continue the medicine.
	Maria Vella	Valetta	40	..	20	80	Lived eleven hours in the hospital, died in the cold stage.
	Saverio Camilleri	do.	73	..	16	200	Lived four hours in the hospital, and died in the cold stage.
	Vincenza Magro	Napolitano	39	18	..	460	Lived four hours in the hospital, and died in the cold stage.
	Gio. Maria Magnin	C. Curmi	60	..	16	40	Refused to continue the medicine, and died in the cold stage.
	Grazia Mifsac	Floriana	65	..	25	..	Obstinately refused medicine.
	Maria Camilleri	Valetta	26	..	27	320	Lived four hours in the hospital, and died in the cold stage.
	Catarina Borg	Floriana	57	..	16	220	Refused to continue the medicine, and died in the cold stage.
	Maddalena Zammit	C. Zabbac	60	..	27	160	Lived twenty-two hours in the hospital and died in the cold stage.
	Antonio Camilleri	Valetta	67	..	17	400	Received in a state of insensibility, and died a few minutes after.
	Salvatore Sammut	Forzato	18	160	Note lost.
	Teresa Camillori	C. Curmi	15	..	16	..	In this case the evacuations were always black; died in the cold stage.
	Giuseppe Borg	Floriana	45	The reaction was succeeded by inflammation of the lungs.
	Francesca Cassar	C. Zabbac	89	..	19	200	Refused to continue the medicine.
Antonio Zahra	Valetta	59	..	19	500	Lived twelve hours in the hospital, and died in the cold stage.	
Giuseppe Zahra	C. Zurrico	23	..	20	260		
Francesco Borg	C. Curmi	70	..	17	200		

17	Feliceta Pare	50	..	17	..	Received in a state of typhoidal reaction.
	Rosa Rachia	16	..	17	..	Absolutely refused medicine.
	N. N. (Insane)	35	..	17	340	
	Francesco Spiteri	30	19		260	
	Francesco Pace	26	23		340	
	Maria Miculif	10	22		240	
	Madelina Sesandro	40	25		840	
	Pietro Agius	52	30		240	
	Michele Ellul	33	21		260	
	Giorgio Xucre	24	20	19	..	Note lost.
	Carlo Curmi	65	..	17	..	Lived three hours in the hospital.
	Maria Camilleri	70	..	17	120	Lived ten hours in the hospital, and died in the cold stage.
	Giuseppe Muscat	30	20		240	
	Salvatore Carnana	34	..	23	800	Recovered from cholera; by an error in diet relapsed, and died in three hours.
	Antonio Tonna	44	Note lost.
	Andria Farrugia	49	22		220	
	Marianna Bajdda	65	21		500	
	Giuseppe Azzopardi	76	..	18	..	Obstinately refused medicine.
	Arrigo Greca	23	19		160	
	John Skinner	33	23		220	
	Antonio Spiteri	55	Aug. 1		220	
	Francesca Carnana	26	July 25		400	
	Anna Baldaschino	40	Note lost.
	Rosa Valda	75	26		320	
	Anna Fenech	48	Note lost.
	Anna Darea	48	Note lost.
	Petruccio Cremona	57	Note lost.
	Giuseppe G. Crimbo	64	..	19	380	Died in the cold stage.
	Maria Carnana	28	25		380	
	Saveria Vella		

Date of admission.	Name.	Place from whence they came.	Age.	Date of dismissal.	Date of death.	Quantity of calomel taken.	REMARKS.
July 18	Girolamo Cilia . . .	Valetta . . .	60	July	July 18	grains. 200	Refused to continue the medicines, and died in the cold stage. Note lost.
	Maria Grech . . .	do. . .	21	.. 20	
	Charles Eaker . . .	Sc. Sarah Anne	36	320	
	Rosario Musinegari . . .	Napolitano . . .	11	..	22	500	Died in the cold stage.
	Emmanuele Pare . . .	Valetta . . .	80	..	21	300	Refused to continue the medicine, and died in the cold stage.
	Ursola Vella . . .	do. . .	45	22	..	420	
	Teodoro Filodaro . . .	do. . .	40	..	23	..	Refused to take the medicine, and died in the cold stage.
	Maria Spiteri . . .	do. . .	31	31	..	380	Died in the reaction after abortion.
	Caterina Agius . . .	C. Curmi . . .	27	..	21	300	Note lost.
	Saverio Mezzi . . .	R. M. F. Re	62	..	18	..	Lived eleven hours in the hospital, and died in the cold stage.
	Annunziata Micallef . . .	Valetta . . .	18	..	19	400	Note lost.
	Salvatore Tedesco . . .	do. . .	53	..	21	..	Obstinately refused to continue the medicine.
	Maria Agnes . . .	Floriana . . .	15	120	
	N. N. (Insane) . . .	Valetta	18	..	Lived thirteen hours in the hospital, and died in the reaction.
	Michele Borg . . .	do. . .	65	..	19	460	Refused to continue medicine.
	Francesco Zammit . . .	do. . .	82	..	21	160	
	Anselmo Azzopardi . . .	R. M. F. Re	30	..	26	1000	
	Giuseppe Montaldo . . .	Valetta . . .	12	Note lost.
	Giuseppe Bonnici . . .	do. . .	18	..	20	300	Died after abortion in the cold stage.
	Ferdinando Mazzitelli . . .	do. . .	13	..	22	460	

19	Michele Borg	13	..	23	560	Died in the reaction.
	Antonio Muscat	25	..	22	940	Refused to continue the medicine.
	Ignazio Schembri	47	100	Note lost.
	Giacomo Maturno	9	Salivated.
	Pubblio Azzopardi	27	..	24	860	Note lost.
	Gioacchino Camilleri	46	Died in the cold stage.
	Ursola Vella	30	..	20	200	Lived eight hours in the hospital, and
	Maria Cauchi	12	240	died in the cold stage.
	Giovanni Gatt	48	..	20	400	Died in the reaction.
20	Vincenzo Zammut	32	..	25	520	Salivated.
	Brigida Xerri	34	40	Lived ten hours in the hospital, died in
	Leonardo Darmanin	20	..	26	420	the cold stage.
	Paolo Siberras	31	220	Died in the reaction.
	Carmela Zarb	50	..	24	260	Refused to continue the medicine.
	Lorenzo Cullus	37	..	23	100	Died in the reaction.
	Rosa Cauchi	9	180	Refused to continue the medicine.
	Maria Sultana	60	..	21	200	Died in the reaction.
	Vincenzo Camiller	24	..	31	160	Salivated.
	Giuseppe Damato	30	..	27	460	Lived five hours in the hospital, died in
	Giuseppe Galla	7	180	the cold stage, and refused to continue
	Giuseppe Aquelina	31	..	29	20	the medicine.
	Salvatore Bajuda	30	..	21	700	Died by the relapse caused by errors
	John King	22	..	26	400	in diet.
	Paolo Parisi	33	..	21	440	Died in the reaction.
	Catarina Pace	40	..	21	80	Died in the cold stage.
	Maria Dagabriele	32	Died six hours after being received, in the
			..	20	..	cold stage.
			Received in a dying state.

Date of admission.	Name.	Place from whence they came.	Age.	Date of dismissal.	Date of death.	Quantity of calomel taken.	REMARKS.
July 20	Giuseppe Stivala	Valetta	18	July 29	July	grains. 440	Salivated.
	Salvatore Mizzi	do.	28	28	..	500	
	Giorgio Muscat	do.	16	23	..	360	
	Ursola Callus	do.	25	Note lost.
	Paolo Borg	Notabile	70	..	Aug. 1	400	Died in the reaction.
	Saverio Borg	Valetta	19	24	..	500	
	Carlo Grech	do.	87	20	Lived five hours in the hospital, died in the cold stage.
	Giuseppe Seichel	do.	57	200	Lived fifteen hours in the hospital, died in the cold stage.
	Giovanni Buttigieg	do.	77	Note lost.
	Anna Dingli	do.	70	..	29	..	Died in the reaction.
21	Vittoria Galea	do.	49	..	22	100	Lived twelve hours in the hospital, died in the cold stage.
	Calcedonia Calleja	S. Giuseppe	12	23	..	80	Lived six hours in the hospital, and died in the cold stage.
	Carmela Aczopardi	Valetta	10	40	Lived six hours in the hospital, and died in the cold stage.
	Carmelo Sceberras	R. M. F. Re,	30	..	22	140	Lived six hours in the hospital, and died in the cold stage.
	Catarina Catania	Misida	33	60	Lived six hours, and died in the cold stage.
	Paolo Spiteri	Valetta	50	..	22	400	Died eight hours after being received, in the cold stage.
	Carlo Borg	do.	19	Note lost.
	Carmela Sillato	do.	8	24	..	50	
	Gaetano Grappetti	do.	45	24	..	40	
	Teresa Gasparo	do.	46	100	Lived thirteen hours in the hospital, and died in the cold stage.

23	Grazia Sammut	Floriana	20	26	..	23	220	Died in the cold stage
	Giuseppe Miftud	Valetta	85	23	200	Note lost.
	Anna Agius	Floriana	48	23	..	126
	Pietro Vella	Valetta	18	680	Salivated.
	Generosa Aquilina	Floriana	22	Note lost.
	Liberata Carnana	Valetta	24	Note lost.
	Giuseppe Merrieca	do.	22	Note lost
	Nicola Galia	Floriana	22	23	220	Lived seven hours in the hospital, and died in the cold stage.
	Giuseppe Borg	Valetta	44	160	Died in the reaction.
23	Giovanna Marina	Valetta	60	..	26	3	480	Recovered from cholera, relapsed, and died in three hours.
	Gabriele Oalleja	Floriana	74	600	Died in the reaction.
	Paolo Schrembri	Valetta	48	..	26	23	..	40
	Lorenzo Bologna	do.	53	Refused all remedies.
	Catarina Grech	Pieta	55	Lived seven hours in the hospital, refused to continue the medicine.
	Francesco Cauchi	R. M. F. Re.	24	20	Lived three hours in the hospital, died in the cold stage.
	Vincenza Bologna	Valetta	53	..	27	Refused medicines.
	Gio Maria Mangion	do.	50	..	23	..	60	Lived five hours in the hospital, and died in the cold stage.
	Francesco Vella	do.	18	23	..	Note lost.
	Gio Maria Calafato	do.	50	Lived three hours, not able to take any medicine.
	Teresa Mangion	do.	50	..	25	Refused medicine.
	Consolato Schembri	do.	25	Note lost.
	Maria Carens	Marsa	80	24	460	Died in the cold stage.
	Catarina Galea	Floriana	48	Note lost.
	Giovanni Micallef	Valetta	46	26	400	Died in the cold stage.
	Mariana Psaila	do.	50	..	24	..	40	Refused to continue medicine, died in the cold stage.
	Consetta Cassac	do.	24	140	the cold stage.

Date of admission.	Name.	Place from whence they came.	Age.	Date of dismissal.	Date of death.	Quantity of calomel taken.	REMARKS.
	Teresa Borg .	Valletta .	45	July	July	grains. 100	
	Maria Paragin .	do. .	50	..	26	20	Refused to continue medicine.
	Antonio Sarco .	do. .	15	Aug. 2	..	120	
	Alesandro Carnana .	do. .	21	..	28	180	Died in the reaction.
	Saveria Galea .	Floriana .	14	80	
	Mariana Muscat .	Valletta .	34	July 30	..	120	
July 25	Maria Farrugia .	do. .	23	..	31	340	Died in the reaction.
26	Salvatore Bondi .	R. M. F. Re. .	25	Aug. 2	..	300	Note lost.
27	Giuseppe Carmillieri .	Valletta .	57	Died, having scarcely reached the hospital.
30	Salvatore Tedesco .	do. .	53	..	30	..	

LONDON :

PRINTED BY G. J. PALMER, SAVOY STREET, STRAND.

November, 1848.

WORKS
ON
MEDICINE AND SCIENCE

PUBLISHED BY
JOHN CHURCHILL.

DR. GOLDING BIRD, F.R.S.

**THE DIAGNOSIS, PATHOLOGICAL INDICATIONS
AND TREATMENT OF URINARY DEPOSITS.** With En-
gravings on Wood. Second Edition. Post 8vo. cloth, 8s. 6d.

BY THE SAME AUTHOR.

ELEMENTS OF NATURAL PHILOSOPHY; being an
Experimental Introduction to the Study of the Physical Sciences.
Illustrated with several Hundred Woodcuts. Third Edition. Fcap.
8vo. cloth, 12s. 6d.

MR. BEASLEY.

**THE POCKET FORMULARY AND SYNOPSIS OF
THE BRITISH AND FOREIGN PHARMACOPŒIAS;** com-
prising Standard and Improved Formulæ for the Preparations and
Compounds employed in Medical Practice. Fourth Edition, corrected
and enlarged. 18mo. cloth, 6s.

MR. BOWMAN.

AN INTRODUCTION TO PRACTICAL CHEMISTRY.
With numerous Illustrations on Wood. Fcap. 8vo. cloth, 6s. 6d.

DR. BUDD, F.R.S.

ON DISEASES OF THE LIVER; illustrated with
Coloured Plates and Engravings on Wood. 8vo. cloth, 14s.

SIR JAMES CLARK, BART., M.D.

ON THE SANATIVE INFLUENCE OF CLIMATE.
With an Account of the best Places of Resort for Invalids in England,
the South of Europe, &c. Fourth Edition, revised. Post 8vo. 10s. 6d.

DR. CARPENTER, F.R.S.

A MANUAL OF PHYSIOLOGY; specially designed for
the Use of Students. With numerous Illustrations on Steel and Wood.
Fcap. 8vo. cloth, 12s. 6d.

DR. CARPENTER, F.R.S.

PRINCIPLES OF GENERAL AND COMPARATIVE PHYSIOLOGY; intended as an Introduction to the Study of Human Physiology, and as a Guide to the Philosophical Pursuit of Natural History. Illustrated with numerous Figures on Copper and Wood. The Second Edition. 8vo. cloth, 18s.

BY THE SAME AUTHOR.

PRINCIPLES OF HUMAN PHYSIOLOGY. With numerous Illustrations on Steel and Wood. Third Edition. One thick 8vo. vol. 21s.

SIR ASTLEY COOPER, BART., F.R.S.

A TREATISE ON DISLOCATIONS AND FRACTURES OF THE JOINTS. Edited by BRANSBY B. COOPER, F.R.S. 8vo. cloth, 20s.

Sir Astley Cooper left very considerable additions in MS. for the express purpose of being introduced into this Edition.

BY THE SAME AUTHOR.

OBSERVATIONS ON THE STRUCTURE AND DISEASES OF THE TESTIS. Illustrated with Twenty-four highly-finished coloured Plates. Second Edition. Royal 4to. cloth.

Reduced from 3l. 3s. to 1l. 10s.

DR. CONOLLY.

THE CONSTRUCTION AND GOVERNMENT OF LUNATIC ASYLUMS AND HOSPITALS FOR THE INSANE. With Plans. Post 8vo. cloth, 6s.

MR. COOLEY.

COMPREHENSIVE SUPPLEMENT TO THE PHARMACOPŒIAS.

THE CYCLOPŒDIA OF PRACTICAL RECEIPTS, AND COLLATERAL INFORMATION IN THE ARTS, MANUFACTURES, AND TRADES, INCLUDING MEDICINE, PHARMACY, AND DOMESTIC ECONOMY; designed as a Compendious Book of Reference for the Manufacturer, Tradesman, Amateur, and Heads of Families. Second Edition, in one thick volume of 800 pages. 8vo. cloth, 14s.

MR. FERGUSSON, F.R.S.E.

A SYSTEM OF PRACTICAL SURGERY; with numerous Illustrations on Wood. Second Edition. Fcap. 8vo. cloth, 12s. 6d.

MR. FOWNES, PH. D., F.R.S.

A MANUAL OF CHEMISTRY; with numerous Illustrations on Wood. Second Edition. Fcap. 8vo. cloth, 12s. 6d.

"An admirable exposition of the present state of chemical science, simply and clearly written."—*British and Foreign Medical Review*.

BY THE SAME AUTHOR.

INTRODUCTION TO QUALITATIVE ANALYSIS.

Post 8vo. cloth, 2s.

CHEMICAL TABLES for the use of Students. Folio, 2s. 6d.

WITH A PREFACE BY PROFESSOR LIEBIG.

C. REMIGIUS FRESENIUS.

ELEMENTARY INSTRUCTION IN CHEMICAL

ANALYSIS, as practised in the LABORATORY of GIESSIN. Edited by LLOYD BULLOCK.

QUALITATIVE; Second Edition. 8vo. cloth, 9s.

QUANTITATIVE; 8vo. cloth, 14s.

"I can confidently recommend this work, from my own personal experience, to all who are desirous of obtaining instruction in analysis, for its simplicity and usefulness, and the facility with which it may be comprehended."—*Baron Liebig*.

G. J. GUTHRIE, F.R.S.

THE ANATOMY OF THE BLADDER AND OF THE

URETHRA, and the Treatment of the Obstructions to which these Passages are liable. Third Edition. 8vo. cloth, 5s.

BY THE SAME AUTHOR.

ON INJURIES OF THE HEAD AFFECTING THE

BRAIN. 4to. boards, 6s.

MR. GRIFFITHS.

CHEMISTRY OF THE FOUR SEASONS—Spring,

Summer, Autumn, Winter. Illustrated with Engravings on Wood. Post 8vo. cloth, 10s. 6d.

DR. GUY.

HOOPER'S PHYSICIAN'S VADE-MECUM; OR,

MANUAL OF THE PRINCIPLES AND PRACTICE OF PHYSIC. New Edition, considerably enlarged, and re-written. Fcap. 8vo. cloth, 10s.

DR. MARSHALL HALL, F.R.S.

PRACTICAL OBSERVATIONS AND SUGGESTIONS

IN MEDICINE. Post 8vo. cloth, 8s. 6d.

DITTO. Second Series. 8s. 6d.

DR. HENNEN, F.R.S.

PRINCIPLES OF MILITARY SURGERY; comprising Observations on the Arrangement, Police, and Practice of Hospitals; and on the History, Treatment, and Anomalies of Variola and Syphilis. Illustrated with Cases and Dissections. Third Edition, with Life of the Author, by his Son, Dr. JOHN HENNEN. 8vo. boards, 16s.

MR. WHARTON JONES, F.R.S.

OPHTHALMIC MEDICINE AND SURGERY. Illustrated with 102 Engravings, plain and coloured. Fcap. 8vo. cloth, 12s. 6d.

"We are confident that the reader will find, on perusal, that the execution of the work sustains in every point the already high reputation of the author. The book is evidently the result of much labour and research, and has been written with the greatest care and attention."—*British and Foreign Medical Review.*

MR. LAWRENCE, F.R.S.

A TREATISE ON RUPTURES. The Fifth Edition, considerably enlarged. 8vo. cloth, 16s.

MR. LISTON, F.R.S.

PRACTICAL OR OPERATIVE SURGERY; with numerous Engravings on Wood. Fourth Edition. 8vo. cloth, 22s.

DR. HUNTER LANE, F.L.S.

A COMPENDIUM OF MATERIA MEDICA AND PHARMACY; adapted to the London Pharmacopœia, embodying all the New French, American, and Indian Medicines; and also comprising a Summary of Practical Toxicology. One neat pocket volume, cloth, 5s.

"Dr. Lane's volume is on the same general plan as Dr. Thompson's long known *Conspectus*; but it is much fuller in its details, more especially in the chemical department. It seems carefully compiled, is well suited for its purpose, and cannot fail to be useful."—*British and Foreign Medical Review.*

DR. LEE, F.R.S.

CLINICAL MIDWIFERY; comprising the Histories of several Hundred Cases of Difficult Labour: with Commentaries. Second Edition. Fcap. 8vo. cloth, 5s.

"The following Reports comprise the most important practical details of all the cases of difficult parturition which have come under my observation during the last twenty years, and of which I have preserved written histories. They have now been collected and arranged for publication, in the hope that they may be found to illustrate, confirm, or correct the rules laid down by systematic writers, for the treatment of difficult labours, and supply that course of clinical instruction in midwifery, the want of which has been so often experienced by practitioners at the commencement of their career."—*From Preface.*

MR. LANGSTON PARKER.

THE MODERN TREATMENT OF SYPHILITIC

DISEASES, both Primary and Secondary; comprehending the Improved Methods of Practice adopted in this Country and on the Continent, with numerous Formulæ for the Preparation and Administration of the new Remedies; to which is added an Account of a Safe and Successful Mode of Treating Chronic, Constitutional, and Protracted Syphilis, by the Mercurial Vapour Bath. Second Edition, considerably enlarged. Post 8vo. cloth, 6s. 6d.

DR. MILLINGEN.

ON THE TREATMENT AND MANAGEMENT OF

THE INSANE: with Considerations on Public and Private Lunatic Asylums. 18mo. cloth, 4s. 6d.

“Dr. Millingen, in one small pocket volume, has compressed more real solid matter than could be gleaned out of any dozen of octavos, on the same subject. We recommend this vade-mecum as the best thing of the kind we ever perused.”
—*Dr. Johnson's Review.*

DR. PROUT, F.R.S.

ON THE NATURE AND TREATMENT OF STO-

MACH AND RENAL DISEASES; being an Inquiry into the Connexion of Diabetes, Calculus, and other Affections of the Kidney and Bladder with Indigestion. Fifth Edition. With Seven Engravings. 8vo. cloth, 20s.

BY THE SAME AUTHOR.

CHEMISTRY, METEOROLOGY, AND THE FUNC-

TION OF DIGESTION, considered with reference to NATURAL THEOLOGY. Being a Third Edition, with much new matter, of the “Bridgewater Treatise.” 8vo. cloth, 15s.

DR. RAMSBOTHAM.

THE PRINCIPLES AND PRACTICE OF OBSTE-

TRIC MEDICINE AND SURGERY, IN REFERENCE TO THE PROCESS OF PARTURITION. Illustrated with One Hundred and Ten Plates on Steel and Wood; forming one thick handsome volume. Second Edition. 8vo. cloth, 22s.

“The work of Dr. Ramsbotham may be described as a complete system of the principles and practice of midwifery; and the author has been at very great pains indeed to present a just and useful view of the present state of obstetrical knowledge. The illustrations are numerous, well selected, and appropriate, and engraved with great accuracy and ability. In short, we regard this work, between accurate descriptions and useful illustrations, as by far the most able work on the principles and practice of midwifery that has appeared for a long time. Dr. Ramsbotham has contrived to infuse a larger proportion of common sense, and plain unpretending practical knowledge into his work, than is commonly found in works on this subject; and as such we have great pleasure in recommending it to the attention of obstetrical practitioners.”—*Edinburgh Medical and Surgical Journal.*

DR. RANKING.

THE HALF-YEARLY ABSTRACT OF THE MEDICAL SCIENCES; being a Practical and Analytical Digest of the Contents of the Principal British and Continental Medical Works published in the preceding Half-Year; together with a Critical Report of the Progress of Medicine and the Collateral Sciences during the same period.

Volumes I. to VII., 6s. 6d. each.

"The sifting which the journals and other medical works undergo, and the judicious selection from their pages of points of practical interest, and of discoveries of importance in the collateral sciences, form an important part of the duty of the editor; and, after a careful examination of Dr. Ranking's volumes, we are bound to state that the duty has been most ably performed."—*Provincial Medical Journal*.

DR. ROYLE, F.R.S.

A MANUAL OF MATERIA MEDICA AND THERAPEUTICS, including the Preparations of the Pharmacopœias of London, Edinburgh, and Dublin, with many new Medicines. With numerous Engravings on Wood. Fcap. 8vo. cloth, 12s. 6d.

"Dr. Royle's Manual, while it has the convenience of being in a portable form, contains as much matter as would fill two other volumes in large type. The subject is well treated, the matter practical and well arranged, and we do not hesitate to recommend it as a most useful volume to the student and practitioner."—*Medical Gazette*.

"This work is ably done,—the botanical part with great skill, and the chemical, natural history, and therapeutic department most perfect and complete."—*Edinburgh Medical Journal*.

MR. SNELL, M.R.C.S.

A PRACTICAL GUIDE TO OPERATIONS ON THE TEETH. With Plates. 8vo. cloth, 8s.

MR. SHAW, M.R.C.S.

THE MEDICAL REMEMBRANCER; OR, BOOK OF EMERGENCIES: in which are concisely pointed out the Immediate Remedies to be adopted in the First Moments of Danger from Poisoning, Drowning, Apoplexy, Burns, and other Accidents; with the Tests for the Principal Poisons, and other useful Information. Third Edition. 32mo. cloth, 2s. 6d.

J. STEPHENSON, M.D., & J. M. CHURCHILL, F.L.S.

MEDICAL BOTANY; OR, ILLUSTRATIONS AND DESCRIPTIONS OF THE MEDICINAL PLANTS OF THE PHARMACOPŒIAS; comprising a popular and scientific Account of Poisonous Vegetables indigenous to Great Britain. New Edition, edited by GILBERT BURNETT, F.L.S., Professor of Botany in King's College. In three handsome royal 8vo. volumes, illustrated by Two Hundred Engravings, beautifully drawn and coloured from nature, cloth lettered, Six Guineas.

DR. STEGGALL.

FOR MEDICAL AND SURGICAL EXAMINATION.

I.

A MANUAL FOR THE USE OF STUDENTS PREPARING FOR MEDICAL EXAMINATION; to which is now added, THE ELEMENTS OF BOTANY. Tenth Edition. 12mo. cloth, 8s. 6d.

II.

A MANUAL FOR THE COLLEGE OF SURGEONS; 12mo. cloth, 12s. 6d.

III.

GREGORY'S CONSPECTUS MEDICINÆ THEORETICÆ. The First Part, containing the Original Text, with an Ordo Verborum and Literal Translation. 12mo. cloth, 10s.

IV.

THE FIRST FOUR BOOKS OF CELSUS. Containing the Text, Ordo Verborum, and Translation. 12mo. cloth, 8s.

* * The above two works comprise the entire Latin Classics required for Examination at Apothecaries' Hall.

V.

A TEXT-BOOK OF MATERIA MEDICA AND THERAPEUTICS. 12mo. cloth, 7s.

VI.

FIRST LINES FOR CHEMISTS AND DRUGGISTS PREPARING FOR EXAMINATION AT THE PHARMACEUTICAL SOCIETY. 18mo. cloth, 3s. 6d.

DR. ALFRED TAYLOR, F.R.S.

A MANUAL OF MEDICAL JURISPRUDENCE.

Third Edition. Fcap. 8vo. cloth, 12s. 6d.

"Not only the fullest and most satisfactory book we have ever consulted on the subject, but it is also one of the most masterly works we have ever perused."—*Medical Gazette*.

BY THE SAME AUTHOR.

ON POISONS, in relation to MEDICAL JURISPRUDENCE AND MEDICINE. Fcap. 8vo. cloth, 12s. 6d.

BY A PRACTISING PHYSICIAN.

THE PRESCRIBER'S PHARMACOPŒIA; containing all the Medicines in the London Pharmacopœia, arranged in Classes according to their Action, with their Composition and Doses. Third Edition. 32mo. cloth, 2s. 6d.

"Never was half-a-crown better spent than in the purchase of this '*Thesaurus Medicaminum*.' This little work, with our visiting-book and stethoscope, are our daily companions in the carriage."—*Dr. Johnson's Review*.

UNDERWOOD'S TREATISE ON DISEASES OF CHILDREN; with Directions for the Management of Infants from the Birth. Tenth Edition, revised, with additions by HENRY DAVIES, M.D. 8vo. cloth, 15s.

~~~~~  
**DR. WILLIAMS, F.R.S.**

**PRINCIPLES OF MEDICINE**; comprehending General Pathology and Therapeutics. Second Edition. Demy 8vo. cloth, 14s.

~~~~~  
MR. ERASMUS WILSON, F.R.S.

THE ANATOMIST'S VADE-MECUM; A SYSTEM OF HUMAN ANATOMY. With numerous Illustrations on Wood. Fourth Edition. Fcap. 8vo. cloth, 12s. 6d.

"As a satisfactory proof that the praise we bestowed on the first edition of this work was not unmerited, we may observe it has been equally well thought of in foreign countries, having been reprinted in the United States and in Germany. In every respect, this work, as an anatomical guide for the student and the practitioner, merits our warmest and most decided praise."—*Medical Gazette*.

BY THE SAME AUTHOR.

DISEASES OF THE SKIN; a Practical and Theoretical Treatise on the DIAGNOSIS, PATHOLOGY, and TREATMENT of CUTANEOUS DISEASES, arranged according to a Natural System of Classification, and preceded by an Outline of the Anatomy and Physiology of the Skin. Second Edition. 8vo. cloth, 12s.

THE SAME WORK; illustrated with Eight finely-executed Engravings on Steel, accurately coloured, 8vo. cloth, 28s.

"The work is very considerably improved in the present edition, and is, for the first time, illustrated with plates. Of these plates it is impossible to speak too highly. The representation of the various forms of cutaneous disease are singularly accurate, and the colouring exceeds almost anything we have met with in point of delicacy and finish."—*British and Foreign Medical Review*.

BY THE SAME AUTHOR.

A PRACTICAL TREATISE ON HEALTHY SKIN; with Rules for the Medical and Domestic Treatment of Cutaneous Diseases. Illustrated with Steel Engravings. Second Edition. Post 8vo. cloth, 10s. 6d.

"The student will be delighted to find his labours so much facilitated, and a few hours of agreeable society with a most pleasantly-written book will do more to make him acquainted with a class of obscure diseases than all that has been previously written on the subject."—*Lancet*.

BY THE SAME AUTHOR.

PORTRAITS OF DISEASES OF THE SKIN. Folio, Fasciculi I. to IV., 20s. each.







