



# Bodleian Libraries

UNIVERSITY OF OXFORD

This book is part of the collection held by the Bodleian Libraries and scanned by Google, Inc. for the Google Books Library Project.

For more information see:

<http://www.bodleian.ox.ac.uk/dbooks>



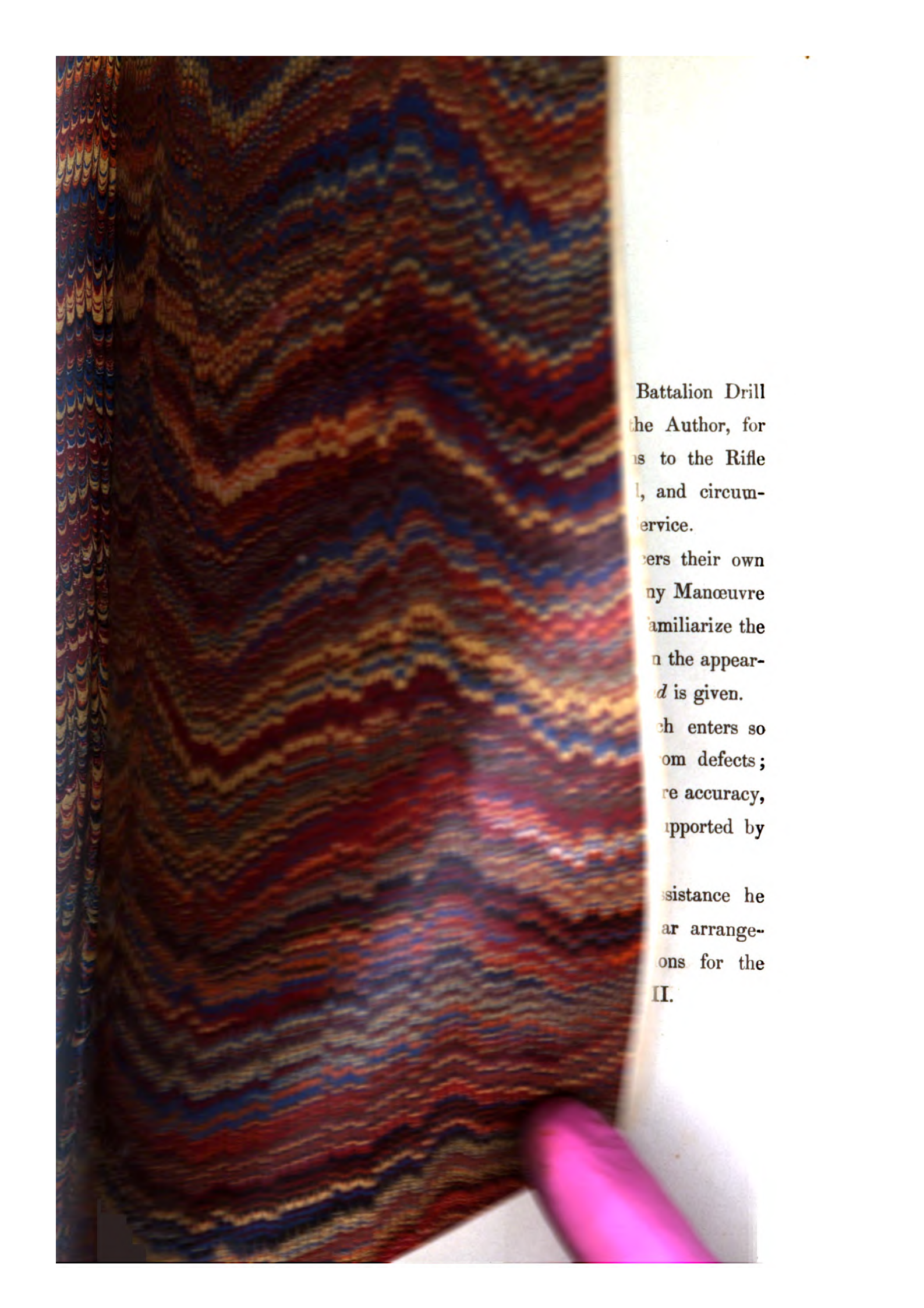
This work is licensed under a Creative Commons Attribution-NonCommercial-ShareAlike 2.0 UK: England & Wales (CC BY-NC-SA 2.0) licence.









The image shows the spine and front cover of an old book. The cover is decorated with marbled paper featuring a complex, wavy pattern of colors including deep reds, blues, and browns. A bright pink ribbon bookmark is visible at the bottom of the page. The text on the page is printed in a classic serif font.

Battalion Drill  
the Author, for  
as to the Rifle  
l, and circum-  
service.

pers their own  
ny Manœuvre  
familiarize the  
n the appear-  
d is given.

ch enters so  
om defects;  
re accuracy,  
upported by

ssistance he  
ar arrange-  
ons for the  
II.













600080506P



# COMPANY AND BATTALION DRILL

ILLUSTRATED;

IN ACCORDANCE WITH THE FIELD EXERCISE AND  
INFANTRY MANUAL, AS AMENDED IN 1857.

BY

WILLIAM D. MALTON, M.A., *Trin. Coll., Cam.*

*Lieut. 2nd Royal Middlesex Rifles.*

LONDON:

PRINTED AND PUBLISHED BY

W. CLOWES AND SONS, 14, CHARING CROSS.

—  
1858.

*231. a. 39.*





## P R E F A C E.

---

THE following arrangement of Company and Battalion Drill originated in a collection of Notes made by the Author, for his own use, while attached for some months to the Rifle Brigade. It has subsequently been completed, and circumstances have led to its being now offered to the Service.

The Illustrations are designed to shew Officers their own places, and those of their Covering Serjeants, in any Manœuvre at its different stages: and, at the same time, to familiarize the eye with the progressive changes which take place in the appearance of the Battalion as each *Caution* and *Command* is given.

It is scarcely to be hoped that a work which enters so minutely into details will be found wholly free from defects; great care, however, has been taken as well to insure accuracy, as to avoid laying down anything which, though supported by authority, is contrary to usage.

The Author desires to acknowledge the assistance he derived from Colonel Sir T. Troubridge's tabular arrangement of Battalion Drill, in framing the directions for the Colours, and in classifying the movements in Part II.

*December 1857.*





*The following LETTER, addressed to the Author by the  
ADJUTANT-GENERAL, is printed by permission.*

---

HORSE GUARDS, S.W.,  
18th August, 1857.

SIR,

IN returning to you the accompanying Manuscript, I am directed by the General Commanding-in-Chief to convey to you his approval of a work on which you have bestowed so much care, and which, from the clear and simple nature of its explanations, is admirably adapted to the Junior Officers of the Service, to whom its merits must insure a sufficient introduction.

His Royal Highness regrets he is unable to accede to your request that it may be published by his authority, as such a sanction would set aside the "Field Exercise and Evolutions of the Army."

I have, &c.,

(Signed)

G. A. WETHERALL,

*Adjutant-General.*





# CONTENTS.

---

Introductory Observations . . . . .	PAGE <b>xi</b>
-------------------------------------	-------------------

## PART I.—COMPANY DRILL.

(A.) Formation of the Company . . . . .	1
(B.) Posting of Officers . . . . .	<i>ib.</i>
(C.) Rule for changing Flanks . . . . .	3
(D.) Dressing . . . . .	4
(E.) How to size a Company . . . . .	<i>ib.</i>
<hr style="width: 10%; margin: auto;"/>	
No. I. Formation of the Parade, and how to inspect and prove a Company . . . . .	5
II. Marching to the front in Line . . . . .	9
III. Closing by the Side step to a Flank . . . . .	10
IV. File and Double-file Marching . . . . .	11
V. Wheeling from a Halt . . . . .	14
VI. Wheeling forward by Subdivisions (or Sections), from Line . . . . .	15
VII. Wheeling into Line from Open Column of Subdivisions (or Sections) . . . . .	17
VIII. In Open Column of Subdivisions (or Sections), entering into a new direction on a moveable Pivot . . . . .	19
IX. Countermarching by Files and Ranks . . . . .	20
X. Wheeling on the centre of the Company . . . . .	22
XI. Increasing and Diminishing the front of an Open Column halted . . . . .	23
XII. Increasing and Diminishing the front of an Open Column on the March . . . . .	25
XIII. The Company in Open Column of Subdivisions passing a short defilé by breaking off Files . . . . .	27
XIV. The Company, halted or on the March, moves to a flank by Column of Sections . . . . .	28
XV. To form to either flank from Open Column of Subdivisions or Sections . . . . .	30
XVI. When the Company moving to the front gains ground to a flank, by the march of Sections in Echelon . . . . .	32
XVII. To form the Rallying Square . . . . .	33
XVIII. When a Company singly formed is Inspected by a Superior Officer . . . . .	35



## PART II.—BATTALION DRILL.

	PAGE
(A.) Formation of the Battalion in Line . . . . .	37
(B.) Posting of Officers and Colours . . . . .	<i>ib.</i>
(C.) Rule for changing Flanks . . . . .	39
(D.) Dressing . . . . .	<i>ib.</i>
(E.) Closing by the Side step to a Flank . . . . .	<i>ib.</i>
(F.) Firings . . . . .	40
(G.) Points of Formation . . . . .	<i>ib.</i>

## SECT. I.—INSPECTION OR REVIEW.

No. I. When the Battalion takes Open Order . . . . .	42
II. Receiving the Reviewing Officer . . . . .	44
III. When the Battalion resumes Close Order . . . . .	45
IV. When the Line breaks into Open Column, Right in front	46
V. When the Column marches past in Slow and Quick time	48
VI. When a Brigade receives the Reviewing Officer at $\frac{1}{4}$ distance Column, and marches past . . . . .	52
VII. When the Open Column wheels into Line . . . . .	53
VIII. When the Battalion goes through the Manual and Platoon . . . . .	54

## SECT. II.—MOVEMENTS OF THE BATTALION FROM LINE.

IX. When the Battalion advances in Line . . . . .	55
X. Dressing the Line after an advance . . . . .	56
XI. <sup>(1)</sup> When the Battalion advancing in Line passes an im- pediment to the Front by the flank March of Divi- sions in File . . . . .	58
XI. <sup>(2)</sup> When the Battalion retiring in Line passes an impedi- ment to the Rear by the flank March of Divisions in File . . . . .	60
XII. When the Battalion advances by Wings, and fires . . . . .	62
XIII. <sup>(1)</sup> When the Battalion in Line moves off in Open Column from either flank . . . . .	64
XIII. <sup>(2)</sup> When the Open Column re-forms Line without halting . . . . .	66
XIII. <sup>(3)</sup> When the Open Column is halted, and the Divisions are wheeled backward into Echelon in order to form Line . . . . .	68
XIV. <sup>(1)</sup> When the Battalion in Line advances by Double Column of Subdivisions from the centre . . . . .	70
XIV. <sup>(2)</sup> When the Double Column advancing forms Line to the front on the centre . . . . .	72

CONTENTS.

ix

	PAGE
No. XIV. <sup>(2)</sup> When the Double Column advancing forms Line to either Flank . . . . .	73
XV. When the Line retires in Open Column of Divisions from either Flank . . . . .	75
XVI. When the Line retires by Double Column of Subdivisions from both Flanks in rear of the Centre . . . . .	77
XVII. When the Battalion in Line retires in Open Column of Divisions to either Flank along the rear . . . . .	80
XVIII. When the Battalion halted in Line changes front to rear on the centre . . . . .	82
XIX. Formation of close or $\frac{1}{4}$ distance Column from Line . . . . .	84

SEC. III.—COLUMN MOVEMENTS.

Notes on Columns . . . . .	88
XX. <sup>(1)</sup> When the Battalion in Column brings its rear Division to the front . . . . .	91
XX. <sup>(2)</sup> The same, on a Road . . . . .	93
XXI. When a Column at close or $\frac{1}{4}$ distance takes ground to the Right or Left by the flank March of Divisions in File . . . . .	95
XXII. When a Column at close or $\frac{1}{4}$ distance wheels to the Right or Left . . . . .	96
XXIII. When a Column at close or $\frac{1}{4}$ distance, halted, changes front to the rear by the wheel and countermarch of Subdivisions round the centre . . . . .	98
XXIV. When a Column at close or $\frac{1}{4}$ distance opens out to wheeling distance from the rear or front . . . . .	99

SEC. IV.—DEPLOYMENTS.

XXV. <sup>(1)</sup> When a Battalion in close or $\frac{1}{4}$ distance Column deploys into Line on the leading Division . . . . .	101
XXV. <sup>(2)</sup> When a Battalion in close or $\frac{1}{4}$ distance Column deploys into Line on the Rear or any Central Division . . . . .	103

SEC. V.—ECHELLON FORMATION.

Notes on Echellon . . . . .	105
XXVI. When the Battalion from Line wheels forward by Divisions to either flank into (oblique) Echellon . . . . .	106
XXVII. When the Battalion re-forms Line from oblique Echellon . . . . .	107
XXVIII. When the Battalion formed in Line changes front on a fixed Flank Division by throwing forward the remainder . . . . .	108


	PAGE
No. XXIX. When from Line the Divisions of a Battalion move off in direct Echellon to the front . . . . .	109
XXX. When the Battalion changes front by direct Echellon . . . . .	110

SEC. VI.—SQUARES.

XXXI. When the Battalion from Line (having formed $\frac{1}{2}$ distance Column) forms Square on any named Division . . . . .	111
XXXII. When the Square re-forms Column . . . . .	114
XXXIII. When the Battalion in Open Column taking ground to a flank forms Square on the centre . . . . .	116
XXXIV. When the Battalion halted in Line forms Square on the 2 centre Subdivisions . . . . .	117
XXXV. When a Square formed on the 2 centre Subdivisions re-forms Line . . . . .	120
XXXVI. When a Square formed on the 2 centre Subdivisions forms a Double Column of Subdivisions . . . . .	123
XXXVII. When the Battalion in Line forms Square two-deep on the 2 centre Divisions . . . . .	125
POSTING AND DUTIES OF COVERING SERJEANTS IN BATTALION . . . . .	128—141

---

APPENDIX I. . . . .	143
Words of Command—	
(1) For the Manual.	
(2) For the Platoon, and Firings.	
(3) For dismissing a Company, or turning in a Guard.	
APPENDIX II. . . . .	145
Weight of a Soldier's Kit, &c.	
APPENDIX III. . . . .	146
Table, to assist in numbering off a Company.	

 The *cautionary* and *executive* Words of Command (given by the Drill Instructor in Part I., and by the Battalion Commander in Part II.) are distinguished as follows:—

*Cautions* are printed thus : LEFT WHEEL INTO LINE.

*Commands* „ thus : Q. MARCH.

The reference, F. E., is to the Field Exercise.

An explanation of the Signs used in the Illustrations will be found at p. 5.



## INTRODUCTORY OBSERVATIONS.

---

(1) *Degrees of March.*

In *Slow* or *Quick* time the length of a pace is 30 inches: except in "Stepping out," when it is 33 inches, and in "Stepping short," when the foot that is advancing is carried only as far as the ball of the toe of the other foot.

In *Double* time the length of a pace is 36 inches.

The length of the *Side Step* (which is always taken in quick time) is 10 inches.

The *Step-back*, except in wheeling, is taken in slow time.

In Slow time 75 steps (=  $187\frac{1}{2}$  feet)  
In Quick time 108 ,, (= 270 feet)  
In Double time 150 ,, (= 450 feet) } are taken in a minute.

(2) *To calculate Distance for any given number of Files.*

Since each file has a front of 21 inches, and the length of a pace is 30 inches, it follows that the number of paces required for the front of a Division is *about*  $\frac{2}{3}$  of the number of files composing it. The following Rule will give the exact distance required.

Multiply the number of files by 7, and divide the result by 10: the quotient will give the paces, and the remainder (if any) multiplied by 3 the inches over.

Thus: suppose 22 files—

$$22 \times 7 = 154.$$

$$154 \div 10 = 15 \text{ (paces) } 4 \text{ remainder.}$$

$$4 \times 3 = 12 \text{ (inches).}$$

Distance required = 15 paces, 12 inches.

(3) *Meaning of the terms "Proper pivot," "Inner," and "Outer," flanks.*

The "Proper pivot" flank in Column is that which, when wheeled up to, preserves the Divisions of the Line in their natural order and to their proper front. Thus: in the case of a Column "Right in front," Left is the pivot on which if a wheel into Line is made, the Line will stand in its proper order. Similarly: in a Column Left in front, Right will be the pivot. (See page 88.)

The flank opposite to the pivot is termed the *reverse flank*.

[In Column, Divisions always cover and dress to the proper pivot flank.]

By the "Inner" flank is meant either the pivot flank, or that which is nearest to the point of appui. (See Part II., (G)., p. 40.) The opposite is termed the "Outer" flank.

(4) *How Officers' Swords are carried.*

When the men are standing at Ease, either at close or open order, Officers lower the point of the sword between the feet, the edge to the right; both hands rest on the top of the hilt, the left covering the right.

When the men are at Attention, swords are held perpendicularly, the back of the blade resting against the shoulder.

(Sword Ex. pp. 38, 40.)

On all occasions when the men are under arms, swords are to be drawn without any word of command. In a Column of March, swords are sheathed when the word "MARCH AT EASE" is given, and are again drawn at the word "ATTENTION."

For the Officers' salute in marching past in Slow time, see Illustration, p. 37. In marching past in Quick time, swords are not, as at other times, to be carried with the guard of the hilt resting on the inside of the fingers, but will be grasped by the hilt and held steadily against the shoulder.

*Erratum.*—Page 86, line 4 from bottom (COLOURS). For 'left in front,' read 'right in front.'

The Note on p. 74 should have been placed on p. 72.



## PART I.—COMPANY DRILL.

---

### (A.) FORMATION OF THE COMPANY.

A Company falls in at close order, with shouldered (if *Rifles*, with ordered) arms, the files lightly touching to the right. Each man will occupy an average space of 21 inches.

At "Close order" the rear rank is distant one pace: at "Open order" two paces: at "Inspection order" three paces: from the front rank.

The Company is sized from flanks to centre. (*See E.*, p. 4.) (F. E. II., SEC. 1, p. 37.)

### (B.) POSTING OF OFFICERS.

<sup>(1)</sup> *When the Company is in Line*: the Captain is on the right of the front rank. The Senior Subaltern is in rear of the 2nd file from the left: the Junior Subaltern in rear of the centre of the Company.

Should there be three Subalterns: the 2nd will be in rear of the centre of the third Section from the pivot flank, the Junior in rear of the centre of the second Section.

(F. E. II., SEC. 1, p. 37.)

[The Covering Serjeant is in rear of the Captain.]

When a Company is in Line, whether the rear rank is at open or close order, the Supernumerary rank is three paces in rear of it, and steps backward or forward with it on all occasions. Dressing is by the right.

<sup>(2)</sup> *In Column of Subdivisions*: the Captain leads the front, the Senior Subaltern the rear Subdivision. The

Junior Subaltern is one pace in rear of the 2nd file from the reverse flank of the rear Subdivision. If there is a third Subaltern he will cover the 2nd file from the reverse flank of the front Subdivision.

(F. E., p. 94.)

[The Covering Serjeant is one pace in rear of the 2nd file from the pivot flank of the front Subdivision.]

*Note.*—In changing the direction of a Column of Subdivisions or Sections, the command is “Right (or left) Shoulders forward.”

(3) *In Column of Sections*: the Captain leads the 1st, the Senior Subaltern the 3rd, the Junior the 4th Section. Should there be a third Subaltern he takes the 2nd Section, which is, otherwise, led by a Serjeant.

[The Covering Serjeant (unless he has to lead the 2nd Section) will be one pace in rear of the 2nd file from the pivot flank of the leading Section.]

(F. E. II., SEC. 1, p. 38.)

(4) *In File marching*: the Captain marches on the *front* rank, on the pivot (or inner) flank of the leading file. Thus: if the Company has faced to the left, he will be on the right of the leading file; if the Company has faced to its right, he will be on the left of the leading file.

[The Covering Serjeant leads, marching in front of the pivot (or front rank) man.]

The Subalterns march on the *reverse* flank of those files which they respectively cover when the Company is fronted.

In advancing by *Double files from the centre*: the Captain is on the outward flank of the leading file of the *pivot* Subdivision (viz. that in which is the then pivot file).

The Supernumeraries march in rear of the Company.

(F. E. II., SEC. 6, p. 43.)

[Covering Serjeant as above.]



(5) *In taking ground to a flank by Fours*: the Captain marches on the pivot flank of the leading four. The Subalterns and Covering Serjeant are also posted as in File marching.

*Note.*—In changing the direction of Fours, the command is the same as in File marching—"Right (or left) wheel."

(C.) RULE FOR CHANGING FLANKS.

(1) *In Line*: The Commander of a Company changes his flank by the rear, except in the two following cases. First: in closing by the side step to a flank when no number of paces is specified (*see* pp. 10, 39), in which case he passes by the *front*, and re-passes by the rear. Secondly: in Battalion, when Column is formed from Line on either of the *Flank Divisions*, when the Captain of the named Division changes his flank by the *front*, on the caution.

(F. E. III., SEC. 30, p. 163.)

Supernumerary Officers invariably change flanks by the rear. Senior Subalterns make a corresponding change to that made by their Captains.

(2) *In Column*: The Commander of a Company changes his flank by the front when the Column is halted, or is wheeling to the *pivot* flank: when the Column is advancing, or wheeling to the *reverse* flank, he changes by the rear.

Subalterns change flanks, as in Line, by the rear: and, except in *close* Column, Senior Subalterns make a corresponding change to that made by their Captains.

[Covering Serjeants, both in Line and Column, change flanks by the rear.]

*Note.*—Flanks are always changed in double time; except during a wheel to the *pivot* flank, in which case they are changed in the time in which the men are moving.

(3) *In File marching*: when the Company faces from the halt, or turns on the march, to the *reverse* flank, the Commander and his Covering Serjeant shift (the former by

the front, the latter by the rear) to that flank. When the Company again faces, or turns, to the front, they return (both by the rear) to their former posts.

(F. E. II., SEC. 6, p. 43.)

(D.) DRESSING.

The Officer who is dressing a Company should take as his object the distant flank-man, or a point beyond such flank, and dress the Line gradually and progressively from the fixed to the flank point: each man successively being brought up into the true line, and the others corrected from him. The men's faces form the line of dressing.

Dressing should be done quickly and quietly.

(F. E. I., SEC. 17, p. 19.)

*Note.*—In *Column* the men always dress themselves.

(E.) HOW TO SIZE A COMPANY.

First, form the men in single rank and size from right to left, the tallest men to be on the right; then number off, and cause the even numbers to take a pace to the rear, face to the left, and form to the right:—the whole closing to the right on the right-hand man, by the side-step. Then form 2 deep on the right file, by causing every alternate file to take a pace to the rear and to the right as it approaches, by the side-step, the file on the right.

(Inf. Manual, p. 63.)

Another method is to form the men in a single rank, the tallest men on the flanks, the shortest in the centre: then form 2 deep, and close to the right.







The following arrangements  
originated in a collection  
his own use, which attached  
Brigade. It has since  
stances have led to its being

The Illustrations at  
places, and those of  
at its different stages  
eye with the progress  
ance of the Battalion

It is  
minutely  
great care  
as to avoid  
authority, is

The Author  
derived from  
ment of Battalion  
Colours, and in class

December 1857



# EXPLANATION OF THE SIGNS USED IN THE ILLUSTRATIONS.

---

## IN PARTS 1 & 2.

⊕	Captain		⊙	Lieutenant
⊞	Covering Serjeant		○	Ensign

The dark line signifies the present Front.

← . Direction and Motion.

←→ . Direction without Motion.

## IN PART 2.

□□□□□□□□ signifies a Division in file.


□ □ □ □ □ " " in fours.

⊞ " the Queen's Colour.

P " the Regimental Colour.

Right Subdivisions are shaded.

*N.B.* The Spectator is, in every instance, supposed to be facing the Battalion. When the movement is towards him (as in the Advance by Double Column from the Centre) the 1<sup>st</sup> Stage of it is placed at the top of the page: when the movement is from him (as in retiring from both flanks in rear of the Centre) it commences at the bottom of the page.

 The distance of Divisions in Column is occasionally (from want of space) only given approximately.

When a formation is by Subdivisions or Sections, spaces are left between them, in order to show more distinctly their relative positions.

## PART I.—COMPANY DRILL.

---

### No. I.—*Formation of the Parade, and how to inspect and prove a Company.*

[All words of command, however small the body to whom they are given, should be delivered at the full extent of the voice, and with emphasis on the last word.]

*On the Parade call sounding*, the Companies fall in, in Squads, on their private parades.

The 2nd squad of each Company will be in rear of the 1st : the 3rd squad will be line with the 1st, with an interval between them. The 4th squad will be in rear of the 3rd, and aligned with the 2nd.

The Senior Subaltern has the superintendence of the 1st and 2nd squads (or Right Subdivision) : the Junior of the 3rd and 4th (or Left Subdivision).

Both Subalterns will minutely inspect their Squads, and will then give "*Stand at ease*" and report to the *Captain*,\* who after calling the whole to attention, gives—

*"Form Company."*

*"Attention."*

*"Fix Bayonets."*

*"Shoulder Arms."*

*"Rear rank take inspection order : March."*

*"Port Arms."*

*"Half-cock Arms."*

---

\* In some Regiments the *Senior Subaltern* calls the Company to attention, and then hands it over to the *Captain*.

The Captain then, followed by his Subalterns, passes along the front and rear ranks, to ascertain that the locks of the rifles are clean and the springs in good order.

As he has finished the inspection of each rank, he gives—

“ — rank : *Ease Springs.*”

“ *Shoulder Arms.*”

“ *Order Arms.*”

He then gives—

“ *Examine Arms,*”

and passes along each rank, as before, inspecting the ramrods.

As he has finished the inspection of each rank, he gives—

“ — rank : *Return.*”

---

He then passes along both ranks, to see that the men are properly dressed and shaved, &c., and their accoutrements cleaned : and having finished the inspection, gives—

“ *Unfix Bayonets.*”

“ *Rear rank take close order : March.*”

“ *Stand at Ease.*”

---

The Captain (or one of his subalterns) then proceeds to prove the Company : thus—

“ *Attention.*”

“ *Number off.*”

The number of files being ascertained, the officer who is proving the Company will immediately divide it into 2 Subdivisions and 4 Sections, thus :—

(Supposing there are 24 files)

“ *No. 12 : left of the Right Subdivision.*”

“ *No. 13 : right of the Left.*”

“ *Nos. 6, 12, 18, 24 : left of Sections.*”



*Note.*—Should there be an uneven number of files in the Company, one Subdivision must, of course, be stronger than the other. The stronger of the two will invariably be the *Right*. Thus: if there are 27 files, No. 14 will be the left hand-man of the Right Subdivision. When the 2 sections of a Subdivision are unequal, the stronger of the two will be that on the *outer flank*. Thus: if there are 27 files, Nos. 7, 14, 20, 27, will be the left of Sections. (See p. 146.)

Should there be a *blank* file, it will (now that the formation of Threes is abolished) be the 3rd file from the Left.

*N.B.*—*In telling off Companies for Battalion*: Should there be an odd file in any *Right Wing Division*, it will be in the 1st Section of that Division: in any *Left Wing Division*, it will be in the 4th Section.

The Company having been divided as above, the officer who is proving it will give—

“*Right Subdivision: Shoulder Arms.*”

“*Left Subdivision: Shoulder Arms.*”

“*Fours: deep.*”——“*Front.*”

“*Fours: right.*”——“*Front.*”

“*Fours: left.*”——“*Front.*”

“*Fours: about.*”——“*Front.*”

} The word “Halt” will precede the word “Front” if the Company has been in movement.

“*Quick: Mark time.*”

“*Sections: right.*” ————— “*Re-form Company.*”

“*Sections: left.*” ————— *do.*

“*Subdivisions: right.*” ————— *do.*

“*Subdivisions: left.*” ————— *do.*

“*Sections: outwards.*” ————— *do.*

“*Subdivisions: outwards.*” ————— *do.*

[The Company may also be faced about and proved as above, rear rank in front.]

“*Halt*” (or without halting).

“*On the — Section: form Square.*”

“*Form Company: Quick March.*”

“*Order Arms.*”

“*Stand at Ease.*”

—————

The Captain then, followed by his Subalterns, passes along the front and rear ranks, to ascertain that the locks of the rifles are oiled and the springs in good order.

When he finishes the inspection of each rank, he gives—

“—rank: *Ease Springs.*”

“*Smaller Arms.*”

“*Order Arms.*”

He then gives—

“*Examine Arms.*”

and passes along each rank, as before, inspecting the barrels.

When he finishes the inspection of each rank, he gives—

“—rank: *Return.*”

He then passes along both ranks, to see that the men are properly dressed and shaven, &c., and their accoutrements cleaned; and having finished the inspection, gives—

“*Up: Bayonets.*”

“*That rank take close order: March.*”

“*Stand at Ease.*”

The Captain (or one of his subalterns) then proceeds to prove the Company: thus—

“*Attention.*”

“*Number off.*”

The number of files being ascertained, the officer is proving the Company will immediately divide it into subdivisions and sections thus:—

(Supposing there are 24 files)

“No. 12: left of the Division.”

“No. 12: right of the Division.”

“Nos. 6, 12, 18.”

## COMPANY DRILL

*Note.*—Should there be an uneven number of files in the Company or Subdivision must, of course, be stronger than the other. The stronger of the two will invariably be the *Right*. Thus: if there are 27 files, No. 1 will be the left hand-man of the Right Subdivision. When the 2 sections of a company are unequal, the stronger of the two will be that on the *near flank*. Thus there are 27 files, Nos. 7, 14, 20, 27, will be the *left of section*.

Should there be a *blank* file, it will (now that the *company* is abolished) be the 3rd file from the *Left*.

*N.B.*—In telling off Companies for Battalions in any *Right Wing* Division, it will be in the *right* of the *company*; in any *Left Wing* Division, it will be in the *left* of the *company*.

The Company having been *formed* is proving it will give—

“ *Right Subdivision: Stronger* ”

“ *Left Subdivision: Stronger* ”

“ *Fours: deep.* ” — “ *right* ”

“ *Fours: right.* ” — “ *right* ”

“ *Fours: left.* ” — “ *left* ”

“ *Fours: about.* ” — “ *right* ”

“ *Quick: March* ”

“ *Sections: right.* ” — “ *right* ”

“ *Sections: left.* ” — “ *left* ”

“ *Subdivisions: right.* ” — “ *right* ”

“ *Subdivisions: left.* ” — “ *left* ”

“ *Sections: right.* ” — “ *right* ”

“ *Subdivisions: right.* ” — “ *right* ”

[The Company  
front.]



If the Company is to be put through the Manual and Platoon Exercises, the officer will give—

“ *Attention.*”

“ *Shoulder Arms.*”

“ *Rear rank take open order : March.*”

and will then proceed with the Manual as ordered (for words of command, *see* Appendix I., page 143): one pause of slow time being allowed between each motion.

---


Before proceeding with the Platoon (for words of command, *see* Appendix I., page 144), which may be done either in slow or quick time, the officer will give—

“ *Rear rank take close order : March.*”

“ *Fix Bayonets.*”

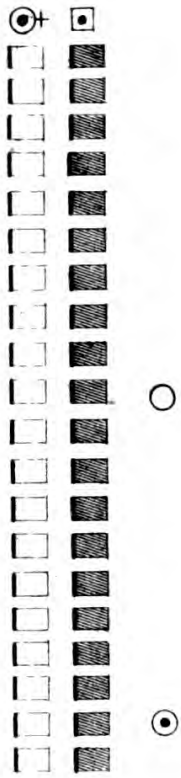
The Company should also be practised in preparing to resist Cavalry, and in piling Arms. (*See* Inf. Manual, p. 34.)

---




**POSTING OF OFFICERS IN LINE AND IN COLUMN.**


*I. Posting of Officers & Co. 9. Serj<sup>t</sup> in Line.*



*III. Posting of Officers & Co. 9. Serj<sup>t</sup> in column of Sections. (Right in front.)*



*II. Posting of Officers & Co. 9. Serj<sup>t</sup> in Column of Subdivisions. (Right in front.)*



*In this and the 3 following Plates rear-rank men are shaded.*



## PART I.—COMPANY DRILL.

---

### No. II.—*Marching to the front in Line.*

(F. E. II., SEC. 2, p. 39.)

COMPANY WILL  
ADVANCE.

—  
BY THE RIGHT  
(OR LEFT).  
(Q.) MARCH.

[Arms are *sloped* at the word "*March*:" and are *carried* at the word "*Halt*" or "*Dress*," and whenever Line is formed. In *Rifle* Regiments, if arms are at the order when "*March*" is given, the men *trail*: and if marching at the trail when "*Halt*" is given, the men *order*, without any word of command.]

The Company is formed, and Officers are posted as explained in (A) and (B) p. 1.

If the *Right* is named, in the caution, as the directing (or pivot) flank, the Commander of the Company will continue on that flank.

If the *Left* is to be the pivot, he will, on the caution, shift to that flank, followed by his Covering Serjeant.

In marching to the front, the Commander will select some distant object (such as a stone or tuft of grass) perpendicular to his front, and also some nearer and intermediate point, on which to march: choosing fresh points from time to time as may be necessary.

*Note.*—In the oblique or diagonal march ("RIGHT, OR LEFT, HALF FACE, OR TURN") the leading file is the pivot: but should the Commander not be on that flank when the command is given, he does *not* shift, but remains on the flank which will become the pivot when the Company turns to its front.

## PART I.—COMPANY DRILL.

---

### No. III.—*Closing by the side step to a Flank.*

(F. E. II., SEC. 3, p. 41.)

TO THE RIGHT  
(OR LEFT) CLOSE.

Q. MARCH.

If the Company is supposed to be a Division of a Battalion *in Column*, the Commander remains in his place and closes with it: but

If the Company is supposed to be a Division of a Battalion *in Line*, and is ordered to close, *without any number of paces being named*, the Commander, on the caution, steps out in double time by the *front*; places himself three paces in front of that flank of his Company which is nearest to the centre of the supposed Line, and goes to the right about. At the word Q. MARCH, he closes with his Company, and at the proper time gives "*Halt.*"

After giving the word "*Halt,*" the Commander, if supposed to be commanding a Division of the Right Wing, resumes his place, passing by the *rear*. (See E. p. 39.)

When the Commander steps out to the front his place is preserved by his Covering Serjeant.

---

The  *supernumeraries*  close with the Company.

## PART I.—COMPANY DRILL.

---

### No. IV.—*File and Double-file marching.*

(F. E. II., SEC. 6, 20, pp. 43 & 61.)

[When a Company marches off in File, the men shoulder arms without any word of command. The double march is not applied to File marching.]

**LEFT (OR  
RIGHT)  
FACE.  
Q. MARCH.**

If the March is to the *reverse* flank: the Commander and Covering Serjeant change flanks.

---

#### (A.) *Single File marching.*

**FRONT FORM  
COMPANY.  
(SUBDIVI-  
SIONS, OR  
SECTIONS.)**

[On the command: the leading file of the Company (or of each Subdivision or Section) marks time: the remainder turn to the pivot flank, feeling inwards, and wheel on the leading file (or files).]

The Commander, if not already in his place, passes to it, by the *front*, during the wheel: his Covering Serjeant passing by the rear.

The *Supernumeraries*, if *Company* is formed, turn and follow in rear of those files on the reverse flank of which they marched when in file: if Subdivisions (or Sections) are formed, they place themselves on their pivot flanks when “HALT” or “FORWARD” is given.

---

(Suppose left in front)  
**ON THE LEAD-  
ING FILE TO  
THE RIGHT  
FORM  
COMPANY.**

[On the command: the leading file turns to the right, takes one pace to the front, and halts: the remainder move on and form successively on its left.]



The Covering Serjeant places himself on the right of the file that was the leading one: and the Commander, having dressed the Company from the Serjeant, gives "*Eyes front*" and replaces him.

The *Supernumeraries* continue on the reverse flanks of their respective Sections, in rear of which will be their places in Line.

[In forming Company to the **RIGHT ABOUT**, the only difference is that the leading file advances two paces, and wheels to the Right *about*: The remainder form as above on its left.

The Company, when *Left* is leading, is formed to the **LEFT**, or **LEFT ABOUT**, in the same manner as above: the leading file halting or wheeling to the Left or Left about, and the remainder forming on its *Right*.]

*N.B.*—If Left is in front, the word will be "**ON THE LEADING FILE TO THE RIGHT FORM COMPANY:**" and *vice versâ*.

(From the halt.)  
ADVANCE BY  
DOUBLE FILES  
FROM THE  
CENTRE.

—  
**SUBDIVISIONS  
INWARDS  
FACE.  
Q. MARCH.**

(B.) *The advance by Double files from the centre.*

[Subdivisions face inwards: the 2 front-rank men of centre files take two side paces outwards, and their rear rank men step up into the interval.]

The Commander and Covering Serjeant shift flanks, both by the *front*: and lead the pivot subdivision—the former marching on its outward flank, the latter in front.

*Note.*—When the advance by double files is made *on the march*, the Commander of the Company will give "*Subdivisions inwards turn: right and left wheel.*"


**FRONT FORM  
COMPANY.**

[On the command: the leading files mark time and close in, their rear rank men falling to the rear; the remainder turn inwards, and wheel outwards by subdivisions till they have completed the  $\frac{1}{4}$  circle.


The Commander and the Covering Serjeant shift (by the *front*) during the wheel, to that


**PART I. COMPANY DRILL N<sup>o</sup> IV(B)      The advance by double files from the centre.**

*I. Before the Caution.*



*II. After the Command "SUBDIVISIONS INWARDS FACE."*





which will become the pivot flank of the Company.

The *Supernumeraries* go to their proper posts in rear.

TO THE RIGHT  
FORM COMPANY.

---

[On the caution: the Right Subdivision is halted and fronted: the remainder file on and form on its left.]

The Commander, on the caution, gives "*Right Subdivision: halt, front: dress,*" and passes, by the front, to the right.

The Covering Serjeant, passing by the rear, places himself on the right of the Right Subdivision. When the Left Subdivision has filed into its place, the Commander dresses both Subdivisions, gives "*Eyes front,*" and replaces the Serjeant.

The *Supernumeraries* move, during the formation, to their posts in rear.

Company is formed to the LEFT, on precisely the same principle: the Commander giving "*Left Subdivision: halt, front: dress.*"

---

*Note.*—In file marching: when "RIGHT (OR LEFT) TURN" is given, the men, after turning, move on without any further word; but if "RIGHT ABOUT (OR LEFT ABOUT) TURN" is given, they mark time till they get the word "HALT" or "FORWARD."



## PART I.—COMPANY DRILL.

---

### No. V.—*Wheeling from a Halt.*

(F. E. II., SEC. 7, p. 45.)

RIGHT WHEEL. *On the Caution :*

Q. MARCH.

The Commander moves out, and places himself one pace in front of the centre of the Company.

The Covering Serjeant moves to where its wheeling flank will rest.

*On the Command " Q. MARCH :"*

The Commander, turning towards the Company, steps back, and inclines during the wheel, to the flank which is to become the pivot, and which his Covering Serjeant is marking.

When the required degree of wheel is completed, the Commander gives "*Halt, dress,*" dresses the Company, gives "*Eyes front,*" and falls in.

---

*Note.*—A wheel is said to be made on a "halted" pivot, when the pivot man, on the caution, faces in the new direction.—A wheel is made on the "moveable" pivot, when the pivot man, instead of facing, circles round in the new direction.

The *former* wheel is only applied when a halted Column is wheeled into Line: or when a halted Line breaks into Column.

PART I.—COMPANY DRILL.

---

No. VI.—*Wheeling forward by Subdivisions (or Sections) from Line.*

(F. E. II., SEC. 8, p. 45.)

BY SUBDIVISIONS (A.) *From the Halt—*  
(OR SECTIONS)  
RIGHT WHEEL. *On the Caution:*

*Q. MARCH.*

The Commander moves out, and places himself one pace in front of the centre of the right Subdivision (or Section), which will become the leading one of the Column. (*See Note.*)

*On the Command "Q. MARCH:"*

He turns towards that Subdivision (or Section), inclining to its left, which will become the pivot flank.

He gives "*Halt, dress*" to both Subdivisions (or all the Sections) when they have wheeled the  $\frac{1}{4}$  circle: and falls in.

The Covering Serjeant moves, during the wheel, to his proper post in Column.

The *Supernumeraries* assume their posts in Column, and look to their covering, as soon as "*Halt, dress*" is given by the Commander.

*Note.*—In all wheelings by Subdivisions or Sections from Line on a *halted* pivot (except when Echelon is being formed) the Commander moves out, on the caution, in front of that Subdivision (or Section) which will become the leading one of the Column, and on the pivot flank of which his post will be.

---

*BY SUB-  
DIVISIONS  
(OR SECTIONS)  
— SHOULDERS  
FORWARD.*  

---

*FORWARD.*

(B.) *On the moveable pivot.*

(<sup>1</sup>) If the wheel is made to the *pivot* flank, the Commander moves straight to his front, at a shortened pace, during the wheel of his Subdivision (or Section), so as to meet its pivot flank at the moment “FORWARD” is given.

The Covering Serjeant moves, by the rear, to his proper post in Column.

Command of the rear Subdivision (or Sections) is taken by the *Supernumerary* as soon as “FORWARD” is given.

(<sup>2</sup>) If the wheel is made to the *reverse* flank : the Commander and his Covering Serjeant wheel with the Subdivision (or Section) that was the pivot one : and at the word “FORWARD” they double up to the leading Subdivision (or Section).

[In wheeling *backwards* by Subdivisions (or Sections) from Line, officers act precisely as above described. The Covering Serjeant moves, on the command, to the point where the wheeling flank of the leading Subdivision (or Section) will rest in Column. In wheeling backward the rear rank does not close up.]

For an explanation of the “Proper Pivot Flank” in Column, see Introductory Observations (<sup>3</sup>) page xii.

PART I.—COMPANY DRILL.

---

No. VII.—*Wheeling into Line from Open Column of Subdivisions (or Sections).*

(F. E. II., SEC. 11, p. 48.)

(A.) *From the Halt.*

(Suppose Right in front.)

LEFT WHEEL  
INTO LINE.

Q. MARCH.

*On the Caution :*

The Commander of the Company, who is leading the front Subdivision (or Section) places himself one pace in front of its centre; and the Covering Serjeant moves to the point at which the wheeling flank of that Subdivision (or Section) is to halt in Line. The *Supernumerary* Officer commanding the rear Subdivision (or each of those commanding a rear Section) falls to the rear.

*At the Command "Q. MARCH :"*

The Commander turns towards his Subdivision (or Section), inclining, during the wheel, to the pivot flank marked by his Serjeant.

When the Subdivisions (or Sections) have completed the wheel, he gives "*Halt : dress*" to both (or all) of them : then "*Eyes front,*" and falls in.

The *Supernumeraries* move, during the wheel, to their proper posts in Line.



**RIGHT  
SHOULDERS  
FORWARD.**

(B.) The Company may also be wheeled into Line on the *moveable* pivot:

(Suppose Right in front.) At the command: the Captain and his Covering Serjeant move to the right of the leading Subdivision (or Section). The *Supernumerary* Officer commanding the rear Subdivision (or each of those commanding a rear Section) falls to the rear, ready to assume his proper post in Line when "HALT" or "FORWARD" is given.

*Note.*—All wheelings by Subdivisions (or Sections) from Line into Column, or from Column into Line, are performed on the word given by the Drill Instructor; the word is not repeated by Subdivision (or Section) leaders.

PART I.—COMPANY DRILL.

---

No. VIII.—*In open Column of Subdivisions (or Sections) entering into a new direction on a moveable pivot.*

(F. E. II., Sec. 12, p. 50.)

CHANGE  
DIRECTION  
TO THE RIGHT.

*On the Caution :*

The leader of the front Subdivision (or Section) gives “ *Left shoulders forward,*” and when it has wheeled square to the new direction, “ *Forward.*”

The succeeding Subdivision (or Sections) on arriving at the point where the leading one wheeled will receive the same word, each from its own leader.

---

*Note.*—If the proper pivot flank is (as supposed above) to be the wheeling one, each Subdivision or Section leader will give “ *shoulders forward*” when at such a distance from the point on which he has moved as that, on the completion of the wheel, his Subdivision (or Section) may get “ *forward*” when perpendicular to the new line.

The leader of the Rear Subdivision, when marching in Column, should not regard the men, but give his whole attention to his covering and distance: which latter is to be preserved from the *front* rank of the Subdivision in his front. The same remark applies to officers leading rear *Sections*.

PART I.—COMPANY DRILL.

---

No. IX.—*Countermarching by Files and Ranks.*

(F. E. II., SEC. 13, p. 51.)

*N.B.*—The invariable rule is, that in countermarching by *Files*, the men countermarch to that hand opposite to the one to which they have faced: in countermarching by *Ranks*, they always countermarch to the Right.

Suppose Right in  
Front.

COUNTERMARCH  
BY FILES.

RIGHT  
FACE.

Q. MARCH.

(A.) Countermarching by *Files*.

(1) *At the word* “ ——— FACE : ”

The Commander takes a side step outwards, and faces inwards, so as to be ready to halt the Company.


The Covering Serjeant (unless in the case of *close Column*, when he will already be covering the Commander) places himself on the pivot flank of the rear rank, covering the Commander, and faces to the right about.

(2) *At the word* “ Q. MARCH : ”

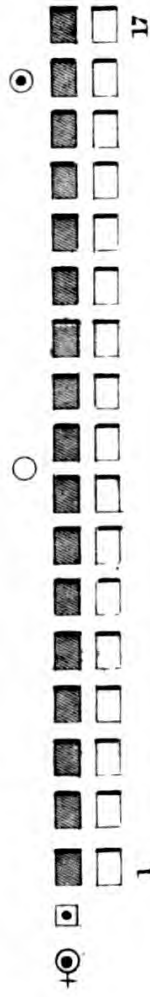
The men step off: and when the leading file, (having wheeled short round the front rank,) has reached the Covering Serjeant, the Commander gives “ *Halt, front : dress,* ” dresses the Company on the Serjeant, gives “ *Eyes front,* ” and falls in.

The *Supernumeraries* countermarch round the reverse flank of the Company, halting and fronting on arriving at their proper places. If the Column is a *close* one, they will face with


I. Before the Caution (suppose Left in front).



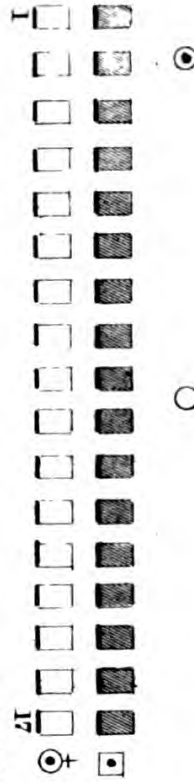
II. After the command "LEFT FACE?"




III. The Countermarch commencing.



IV. The Countermarch completed.






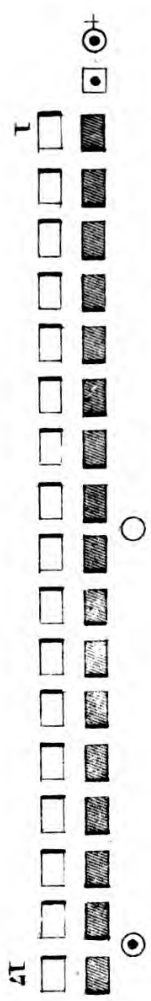




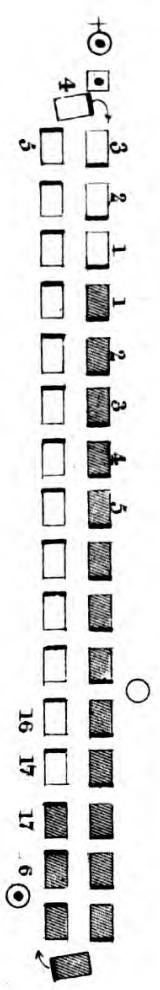
I. Before the Caution.




II. After the command "RANKS: RIGHT & LEFT FACE".



III. During the Countermarch.



IV. The Countermarch completed.



the men, but will countermarch on their own ground.

*Note.*—The Company when ordered to countermarch, is always considered as a Division of a Battalion in Column. In countermarching by *Files*, the Drill Instructor will therefore signify whether Right or Left is supposed to be in front, so that the Commander may be placed on the pivot flank before the movement commences: the rule being that the facings are made from the pivot flank to the flank which is to become the pivot. Thus: if the Column is standing Right in front, the command will be “RIGHT FACE.”

COUNTERMARCH (B.) Countermarching by *Ranks*.  
BY RANKS.

RIGHT & LEFT  
FACE. RIGHT  
COUNTER-  
MARCH.

Q. MARCH.

[At the word “FACE” (whether Right or Left is in front) the front rank faces to the right: the rear rank to the left.]

Officers and Covering Serjeant act precisely as in the countermarch by files.

A Company (or its Divisions) when brought up in file to a new line are not to stand in that position till the men cover and dress correctly; but the instant the leading man is at his post they will receive “*Halt: front,*” and in that situation will close in, and dress correctly.



PART I.—COMPANY DRILL.

---

No. X.—*Wheeling on the centre of the Company.*  
(F. E. II., SEC. 14, p. 53.)

COMPANY  
ON THE CENTRE  
RIGHT (OR LEFT)  
WHEEL.

**Q. MARCH.**

(1) *On the Caution :*

The Commander moves out, and places himself one pace in front of the centre of the Company : and the Covering Serjeant places himself at the point where the pivot flank will rest, aligned with the pivot man, but facing to the flank which is to become the pivot.

(2) *At the command " Q. MARCH :"*

The Commander turns towards the Company, and inclines, during the wheel, to the pivot flank marked by the Covering Serjeant. As soon as the required degree of wheel is performed, he gives "*Halt : dress,*" dresses the Company, gives "*Eyes front,*" and falls in.

---

[When the wheel is to the RIGHT (or RIGHT ABOUT), the Right half-company wheels backward, the Left half-company forward : the right hand man of the left Subdivision becoming the pivot man.

When the wheel is to the LEFT (or LEFT ABOUT), the Left half-company wheels backward, the Right half-company forward : the left hand man of the right Subdivision becoming the pivot.

The men feel to the inner, and look to the outer flank.]

PART I.—COMPANY DRILL.

---

No. XI.—*Increasing and Diminishing the front of an open Column halted.*

(F. E. II., SEC. 16, p. 54.)

*Note.*—In *diminishing* the front of a halted Column by the doubling of Subdivisions (or Sections), it is invariably the *pivot* Subdivision (or Section) that moves. In *increasing* the front of a Column, whether halted or in motion, the rear Subdivisions (or Sections) will oblique *to* that hand on which is the pivot flank: so that when Right is in front the obliquing will be to the Left, and *vice versâ*.

(A.) *Increasing the front.*

(Suppose a Column of Subdivisions: Right in front.)

FORM COMPANY. (1) *On the Caution:*

The Commander faces to the right about, gives "*Left Subdivision: left half face. Q. March,*" and inclines towards the pivot flank. The Covering Serjeant places himself where the pivot flank of the rear Subdivision will rest in Line. When the left Subdivision has oblied till its left (or pivot) flank reaches the Covering Serjeant, the Commander gives "*Halt, front: dress up:*" dresses the Company, gives "*Eyes front,*" and falls in.

The *Subaltern* who was leading the rear Subdivision falls, on the caution, to the rear of his pivot file: and when the Subdivision moves off, inclines to his proper post in Line.

[Subdivisions are formed from Sections, just as Company is formed from Subdivisions. The points where the pivot flanks of the Subdivisions are to rest, are marked, on the caution, by the Covering and next senior Serjeants. The Commander gives the word to the 2 front, the senior Subaltern to the 2 rear Sections.]

FORM  
SUBDIVISIONS  
RIGHT (OR LEFT)  
IN FRONT.

(B.) *Diminishing the front.*

(Suppose Right in front.)

(1) *On the Caution:*

The Commander takes one pace to his front, faces inwards, and gives "*Left Subdivision: right about  $\frac{3}{4}$  face. Q. March.*"

The *Senior Subaltern* falls back to mark the point where the left flank of the left Subdivision will rest: and when it reaches him, gives "*Halt, front: dress,*" and falls in.

The Commander and Covering Serjeant move to their proper posts in Column while the Left Subdivision is obliquing in rear of the Right.

The *Supernumeraries* of the pivot Subdivision face about, and march with it to the rear.

[Sections are formed from Subdivisions just as Subdivisions are formed from Company.]

The *Supernumeraries* who are to take command of the Sections, fall back, on the caution, to mark the points where the pivot flanks are to rest.]

PART I.—COMPANY DRILL.

---

No. XII.—*Increasing and Diminishing the front of an open Column on the March.*

(F. E. II., SEC. 17, p. 56.)

FORM COMPANY. (A.) *Increasing the front.*

(Suppose a Column of Subdivisions: Right in front.)

*On the Caution:*

The Commander, turning round, gives “*Left Subdivision: left half turn: double*” [or, if the Company is marching in slow time, “*quick*”]: and moves to the pivot flank marked by the Covering Serjeant. As soon as the right flank of the rear Subdivision has cleared the pivot flank of the leading Subdivision, he gives “*Front turn: quick*” [or, if marching in slow time, “*slow*”].

The *Supernumerary* Officer leading the rear Subdivision falls to his post in Line.

FORM  
SUBDIVISIONS  
RIGHT (OR LEFT)  
IN FRONT.

(B.) *Diminishing the front.*

(Suppose Right in front.)

*On the Caution:*

The Commander advances one pace, and gives “*Left Subdivision: mark time: right half turn.*” He then places himself on the left (or pivot) flank of the leading Subdivision.

[The Left Subdivision marks time *one pace.*]

The *Senior Subaltern* falls back to mark the point at which the pivot flank of the left Subdivision will rest in Column: and when its pivot flank reaches him, gives "*Front turn,*" and advances with it.

[The directions that apply to increasing or diminishing Column by Subdivisions, apply equally to *Sections*: the Commander giving the word to the 2 front, the Senior Supernumerary to the 2 rear Sections.]

---



## PART I.—COMPANY DRILL.

---

No. XIII.—*The Company in open Column of Subdivisions passing a short defilé by breaking off Files.*

(F. E. II., SEC. 18, p. 57.)

BREAK OFF—  
FILES.

*On the Caution :*

(Suppose Right in front.)

The Commander gives the leading Subdivision “ — *files on the left : right turn, left wheel :*” and inclines to his pivot man.

The *Senior Subaltern* gives the rear Subdivision the same word, on reaching the spot where the files were broken off the leading Subdivision : and inclines to his pivot man.

The Covering Serjeant covers his Officer till all the files are again brought up.

To further diminish the front of the column : each Subdivision leader in succession gives “ — *files : right turn.*”

As the defilé widens, (or by direction of the Drill Instructor,) each Subdivision leader in succession gives “ — *files to the front.*”

[If the files are to be broken off from the *reverse flank*, Subdivision leaders will give “ — *files on the right : left turn, right wheel.*”]

---

*Note.*—In passing a defilé, files should always, if possible, break off from the *pivot flank*.

PART I.—COMPANY DRILL.

---

No. XIV.—*The Company, halted or on the March, moves to a flank by Column of Sections.*

(F. E. II., SEC. 19, p. 58.)

**SECTIONS  
RIGHT  
(OR LEFT)  
SHOULDERS  
FORWARD.  
[Q. MARCH.]**  

---

**FORWARD.**

- <sup>(1)</sup> When the Company wheels by Sections to its reverse flank, the Commander and his covering Serjeant change flanks. If the movement is done from the halt, flanks are changed at the word "Q. MARCH:" if on the march, at the first word, "FORWARD."

If accurate dressing is required, the Drill Instructor may give "SECTIONS ON YOUR RIGHT (OR LEFT) BACKWARD WHEEL: Q. MARCH." Officers and Covering Serjeant act as in No. VI., page 15.

---

- <sup>(2)</sup> *Re-forming Company.*

If the Company is moving to the Right by Sections, it will be re-formed to the pivot flank either by the command "SECTIONS: RIGHT SHOULDERS FORWARD," or by "HALT: LEFT WHEEL INTO LINE," (as in No. VII., page 17): if moving to the Left, by the command "SECTIONS: LEFT SHOULDERS FORWARD," or by "HALT: RIGHT WHEEL INTO LINE."

---

**FRONT FORM** <sup>(3)</sup> *Forming Company on the leading Section.*  
**COMPANY.**

[The leading Section marks time: the remainder make a half turn to the pivot flank, move up obliquely into Line, front turn, and mark time till "FORWARD," or "HALT: DRESS" is given.]

The  *supernumeraries*  turn with and follow in rear of the Sections on the reverse flanks of which they marched in Column.

If the Rear of the Column is to be the future pivot flank, the Commander at the command, turns to the pivot flank, and marches on it during the formation: the Covering Serjeant passing to his post, by the rear. If Company is to be formed on the leading Section *without marking time*, that Section continues to advance, and the remainder move up into their places in double time.

*Note.*—The Column if marching Right in front may form Line to the Right or Right about: if marching Left in front, to the Left or Left about. In both cases the leading Section takes three paces to the new front, and halts: the remaining Sections forming on it.—(See next page.)

PART I.—COMPANY DRILL.

---

No. XV.—*To form to either flank from Open Column of Subdivisions, or Sections.*

(F. E. II., SEC. 21, p. 62.)

**HALT.**  
**LEFT WHEEL**  
**INTO LINE.**  
**Q. MARCH.**

(A.) To form to the *pivot* flank (suppose Right in front).  
*See No. VII. p. 17.*

(B.) To form to the *reverse* flank.

(Suppose Right in front.)

**RIGHT**  
**FORWARD**  
**FORM COMPANY.**

*On the Caution :*

Each Subdivision or Section leader shifts to its reverse flank.

The Covering Serjeant places himself where the left flank will rest in Line.

The leader of the front Subdivision (or Section) gives it "*Left shoulders forward,*" and when it has wheeled square, "*Forward.*" Having advanced with it three paces, to clear the Supernumerary rank, he gives "*Halt : dress.*"

The leader (or leaders) of the rear Subdivision (or Sections) will give "*Left half turn,*" and on clearing the Subdivision or Section in front, "*Forward.*" Each in succession gives "*Left shoulders forward,*" so as to wheel on arriving at the left flank of the Subdivision (or Section) last formed in

Line: then "*Forward,*" and on arriving within one pace of the rear of the Line, "*Halt: dress up*"—falling at the same time into the Supernumerary rank in rear.

The Commander dresses both Subdivisions (or all the Sections), gives "*Eyes front,*" and falls in: the Covering Serjeant falling to his proper post in Line.

[If Left is in front, and Line is to be formed to the left, the movement is performed as above. The Commander, after dressing the Company, will move, by the rear, to his post on its right.]



PART I.—COMPANY DRILL.

---

No. XVI.—*When the Company moving to the front gains ground to a flank, by the march of Sections in Echelon.*

(F. E. II., SEC. 22, p. 63.)

*SECTIONS  
RIGHT  
(OR LEFT.)  
FORWARD.*

*On the Command :*

The men bring their shoulders forward for two paces : and continue to mark time till they get the word “FORWARD.”

*Note.*—The Commander does not, in this movement, change his flank, if ground is taken to the reverse flank.

---

If “FORM COMPANY” is given, the pivot men of Sections mark time, turning slightly to the original front : and the Sections wheel backward on those pivots into Line. Officers are already in their places. On the word “FORWARD :” the whole advance in Line.

*Note.*—In Echelon, the flank on which the Sections wheeled into Echelon is the directing flank. For the principle on which an Echelon is formed, see PART II., Sec. V. (ECHELLON.)—Page 105.

PART I.—COMPANY DRILL.

---

No. XVII.—*To form the Rallying Square.*

(F. E. II., SEC. 23, p. 63.)

**FORM THE  
RALLYING  
SQUARE.**

<sup>(1)</sup> The Square is formed on the Commander. The 2 first men that come up form on his right and left, facing outwards: the 3 next in front: the 3 next in rear of him, facing to the rear.

The next 4 place themselves, one at each angle: and the others, as they come up, complete the several faces of the Square.

After each completion of the faces of the Square, the 4 next men that come up place themselves one at each angle.

---

**PREPARE TO  
RESIST CAVALRY.**  

---

**READY.**

<sup>(2)</sup> *To prepare for Cavalry.*

If the Square is only 2 or 3 deep, the front rank only will kneel: if it is 4 deep, the two front ranks will kneel. Kneeling ranks do not cock.

---

**THE SQUARE  
WILL MOVE TO  
THE —  
—  
INWARDS  
FACE.**  

---

**Q. MARCH.**

<sup>(3)</sup> *When the Square is to move.*

*On the Caution:* the kneeling rank (or ranks) will spring up and shoulder.

*At the word "INWARDS FACE:"* the ranks will face in the named direction.

When the Square is halted, the men face outwards without any word of command.

---

REDUCE THE  
SQUARE.

---

Q. MARCH.

(4) *When Company is to be re-formed.*

*On the caution:* two non-commissioned officers will mark the alignment, facing the supposed enemy.

*On the word "Q. MARCH:"* the men open out, and form up in Company.

---

*Note.*—When a small body in close files has to resist cavalry, it may be wheeled into a Column of Sections, and closed to the front. The 2 rear Sections face to the right about: and the 2 outward files of the centre Sections, together with the men at the angles, face to the right and left.

This is the simplest method of forming the Rallying Square.

---

PART I.—COMPANY DRILL.

---

No. XVIII.—*When a Company singly formed is inspected by a superior Officer.*

As the Inspecting Officer approaches, the Captain gives—

“*Order Arms.*”

“*Fix Bayonets.*”

“*Shoulder Arms.*”

“*Rear rank take inspection order : March.*”

He then salutes the Inspecting Officer, and accompanies him through the ranks.

The inspection being finished, the Captain gives—

“*Rear rank take close order : March :*”

and falls in.

---

*Supernumerary* Officers, when the ranks are opened and closed as above, act precisely as “When the Battalion takes open order, &c.” (Nos. I. and III., Part II.), except that they port swords after correcting their own dressing: no word “STEADY” being given.

The Covering Serjeant preserves the Captain's place, when the latter moves out to the front.

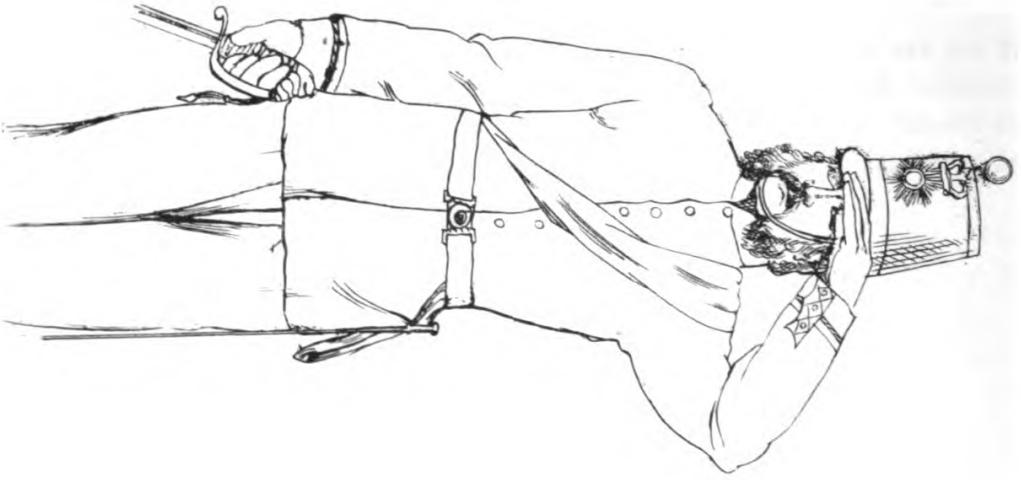
*N.B.*—Should the Column be Right in front, and the pivot flank consequently be the Left, the Captain will, nevertheless, when the Company has taken open order, place himself three paces in front of the 2nd file from the *Right*, and there await the Inspecting Officer.

END OF COMPANY DRILL.





*Salute in Marching post in Slow time.*




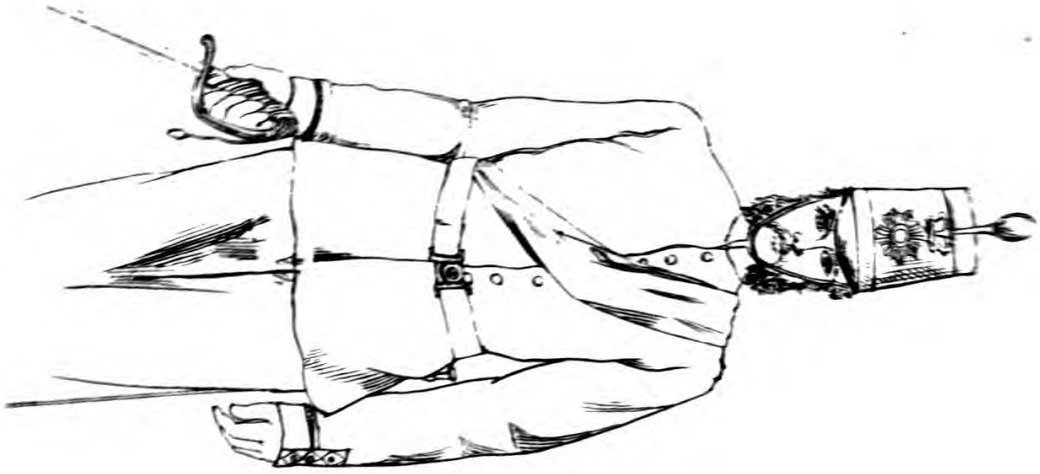
**6<sup>th</sup> Motion.**



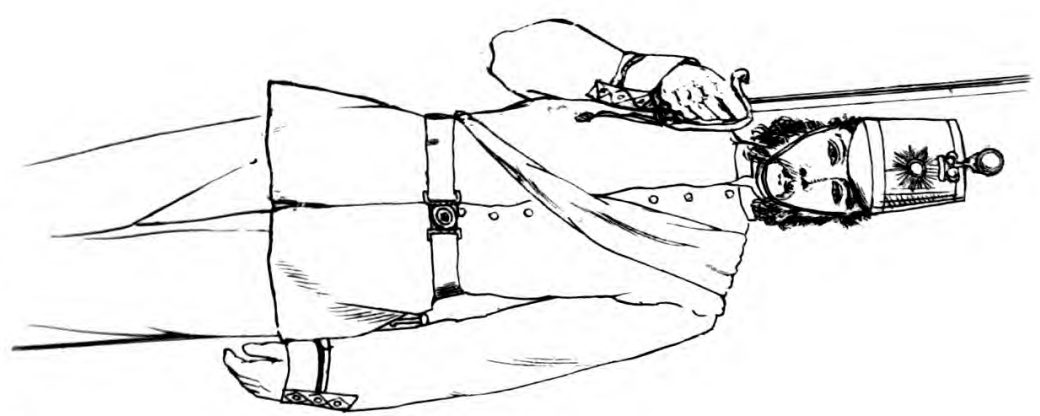
**5<sup>th</sup> Motion.**

Vincent Brooks I





4<sup>th</sup> Motion.

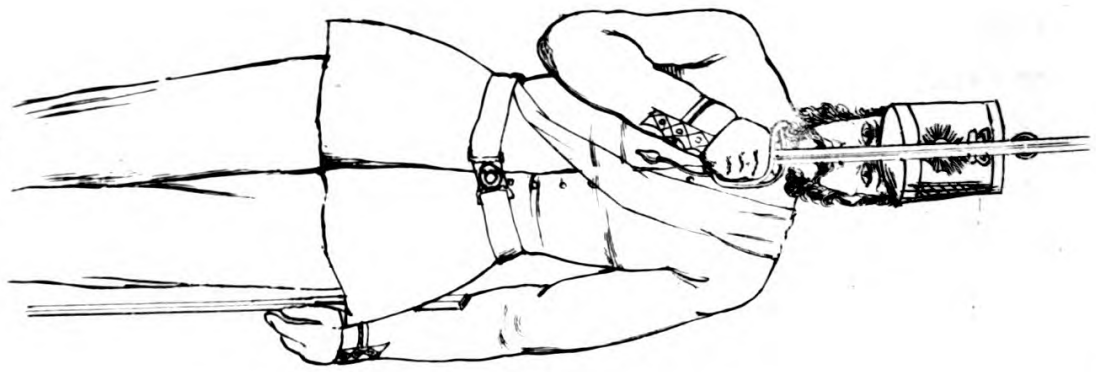


3<sup>rd</sup> Motion.

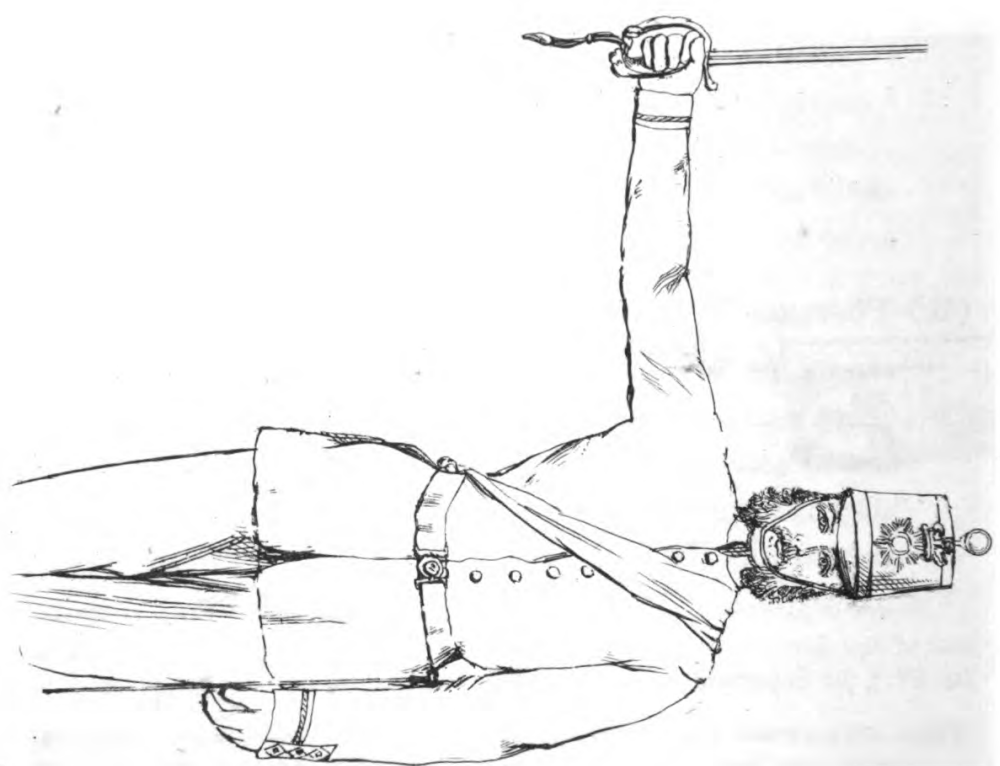
Vincent: Brooks 1844



*Salute in Marching post in Slow time.*



2<sup>nd</sup> Motion.



1<sup>st</sup> Motion.

Vincent Brooks Lith.

## PART II.—BATTALION DRILL.

---

### (A.) FORMATION OF THE BATTALION IN LINE.

The Divisions are at close order, numbered 1, 2, 3, &c., from right to left, without any interval between them.—The Battalion is told off into 2 Wings, a right and a left Wing: and by Divisions, each Division being subdivided into 2 Subdivisions and 4 Sections. (See PART I., No. I., p. 6.)

(F. E. III., p. 125.)

The rear rank closes up: <sup>(1)</sup> in moving to front or rear; <sup>(2)</sup> when a *close* Column deploys; <sup>(3)</sup> in wheeling forward from the halt; and <sup>(4)</sup> in all firings: when Arms are trailed, it steps back a short pace. The rear rank takes open order *on the march* by marking time one pace: and resumes close order by a lengthened pace.

### (B.) POSTING OF OFFICERS AND COLOURS.

<sup>(1)</sup> In *Line* of the Battalion, at close or open order, Officers are posted as in a Company singly formed in line (See PART I., B. p. 1): except that the Senior Subaltern of the Left Flank Division is on the left of the Line, aligned with the front rank.

*Note.*—In all cases where Divisions are to move in Column close along the rear of the Line (as in No. XV.), or when a Line breaks into Column (as in No. IV.), the Supernumerary rank will, on the caution, close up two paces.

**THE COLOURS** are between the 2 Centre Divisions, aligned with the front rank. They are carried by the two Senior Ensigns: the Queen's Colour by the Senior on the right, the Regimental by the Junior on the left. The Colours move by command of the Ensign carrying the Queen's Colour.



- (2) *In Column of Companies.*—The Captain is on the pivot flank of the front rank.

The Supernumerary Officers, if the Column is at open,  $\frac{1}{2}$ , or  $\frac{1}{4}$  distance, are posted as in Line (viz. the Seniors in rear of the 2nd file from the reverse flank, the Juniors in rear of the centre), but they are distant only *one* pace from the rear rank. If the Column is at *close* distance, the Subalterns form on the reverse flank of their Division, aligned with the front rank; they face and move with their Division, except in countermarching, in which case they face with it, but countermarch on their own ground.

In *Brigade.*—Captains are on that flank of the Column which is nearest to the directing Battalion. In a *Column of March*, at the word “MARCH AT EASE,” the Captains fall to the rear of their Divisions: resuming their post at the word “ATTENTION.”

*Note.*—In open,  $\frac{1}{2}$ , or  $\frac{1}{4}$  distance Column, *rear rank in front*, Division leaders march on the proper pivot flank, aligned with the *proper* rear rank: in close Column, rear rank in front, they remain in the proper front rank.

**THE COLOURS.**—In open,  $\frac{1}{2}$ , or  $\frac{1}{4}$  distance column, right in front, the Colours cover the 3rd, 4th, and 5th files from the left of the Right Centre Division: if left is in front, they cover the same files from the right of the Left Centre Division.

In close column, right in front, the Colours are on the right of the Left Centre Division: if left is in front, they are on the left of the Right Centre Division.

*Note.*—When the Battalion wheels, by Divisions or Subdivisions, into Line, the Colours always wheel to the proper front, and place themselves in rear of the 3rd, 4th, and 5th files from the new pivot.

- (3) *In Column of Subdivisions or Sections:*

See PART I. (B) page 1.

**THE COLOURS are one pace in rear of the centre of the leading Subdivision.**

- (4) In *File-marching* and taking ground to a flank by *Fours:*

See PART I. (B) page 2.

- (5) In *Echellon* (oblique or direct).

Division leaders are on the *inner* flanks.

Subalterns and Colours as in Column.

(6) In a Company forming an *Advanced or Rear guard*:

The Captain takes command of the 2 rear Sections (or Reserve): the Senior Subaltern of the front, the Junior of the remaining Section.

(7) When a Company is extended in *Skirmishing order*: the Officers fall to the rear. The Captain places himself in rear of the centre: the Senior Subaltern in rear of the right: the Junior remains with the Captain.

(C.) RULE FOR CHANGING FLANKS.

See PART I. (C) page 3.

**THE COLOURS in Column change flanks when the Subalterns do so.**

(D.) *Dressing.*

The officer who is dressing a Division is placed on that flank of it to which the men's eyes are turned, (*see Note*), and dresses it from the 2nd file of that Division towards which his wheeling flank moves from Column, or his inner flank from Echellon.

(F. E. III., SEC. 8, p. 88.)

In *Column* the men always dress themselves, unless it is otherwise directed.

*Note.*—When the Divisions of a Battalion come up successively into Line, the outward flank of the last formed and halted body is the point of appui (or support) to the succeeding one: and the correction of dressing is made from that point to the opposite hand.

(F. E. III., SEC. 6, p. 81.)

(E.) CLOSING BY THE SIDE-STEP TO A FLANK.

Closings to regain lost distance are always made either to or from the *centre* of the Line (the point of appui): the dressing will therefore be from centre to flanks.

In Line when the number of paces is specified, and in Column always, Division leaders remain in their places, and close with their Divisions. In closing (whether to the Right or Left) in *Line*, when the number of paces is *not*

specified, Officers commanding *Right Wing Divisions* will, on the caution, run out by the front, place themselves in front of the left file of their Divisions, and go to the Right about, so as to face the men. At the word "Q. MARCH," they close with the men: returning by the *rear* to their post on the right, when their Divisions are halted.

Officers commanding *Left Wing Divisions* will, on the caution, take three paces to their front, and then go to the Right about. They close with the men, and when the Divisions are halted, fall into their places.

*Note.*—When a Wing of a Battalion is ordered to close (no number of paces named), the Battalion commander will halt it: but when one or more Divisions in different parts of the Line are ordered to close, it will be necessary for the Captain to give "Halt" when the requisite distance is taken.

#### (F.) FIRINGS.

(1) In firing by Divisions from Right to Left, and *vice versâ*, or from flanks to centre, and *vice versâ*, the Commander of each Division will, on the caution, fall to the rear of its centre. Each Division leader will give the word "Ready" when the preceding Division fires: and will give "Present" after a pause of slow time: resuming his post in Line when "CEASE FIRING" is sounded, or the ordered number of rounds fired.

*Note.*—If any of the men are at the ready when "CEASE FIRING" is sounded, the Captain will give "Half-cock arms—Shoulder arms."

(2) In firing by Battalion or by Wings, and in File firing, Captains remain in their places in Line. In file firing *during Formations*, the outer Section of each Division will always reserve its fire till the next Division gets the words "Eyes Front."

#### (G.) POINTS OF FORMATION.

Previously to any formation in Line, *two* points must always be ascertained, viz., the Point of "Appui," or that

at which one flank of the body is placed ; and the (distant) Point of "Formation," or that on which the body is *dressed*.

When Divisions come up successively into Line, the correction of dressing is always from the point of appui toward the opposite hand : Captains will therefore be on that flank of their Divisions which is nearest the point of appui.

The "Base of a formation" is the line between the two *first* points that mark the Line of formation, and which points are given by 2 Serjeants of the *named* Division, immediately on the Caution to form Line. Other intermediate points are given, during the formation of the Line, by a Serjeant from each Division running out (when within 20 paces of the Line) and covering at the distance of the Division.

Points should always be kept clear : Divisions must therefore "dress up" to them.

*Note.*—Persons giving points for *Lines* always face to the point of appui. If a *central* Division is the base of formation, its centre will be the point of appui.

When *Columns* move in prolongation to the front, two points are given in front of the pivot flank of the leading Division : and when they move by the flank March of Divisions, two points are also given for the flank march of the directing Division.

In taking up distance for Divisions (or Subdivisions) in *Column*, Covering Serjeants do not face the point of appui, but have the same front as the men.

The term "point of appui" is from the French *appui*, a support.

## PART II.—BATTALION DRILL.

---

### SEC. I.—INSPECTION OR REVIEW.

---

No. I.—*When the Battalion takes open order.*

(F. E. III., p. 128.)

#### CAPTAINS.

REAR RANKS  
TAKE OPEN  
ORDER.

—  
*MARCH.*

(1) *On the Caution :*

All the Captains recover swords, and place themselves close in front of the 2nd file from the right of their Divisions.

(2) *At the word "MARCH :"*

They take three paces to the front, and dress by the right.

(3) *At the word "STEADY" from the Senior Major :*

They port swords, and look to their front.

---

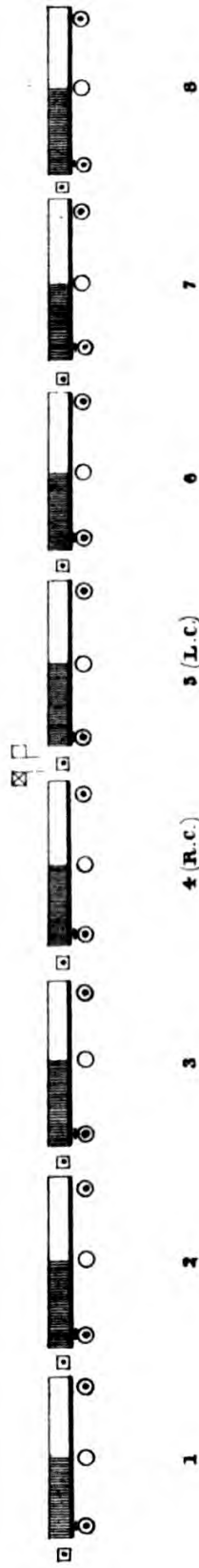
#### SUBALTERNS.

(1) *On the Caution :*

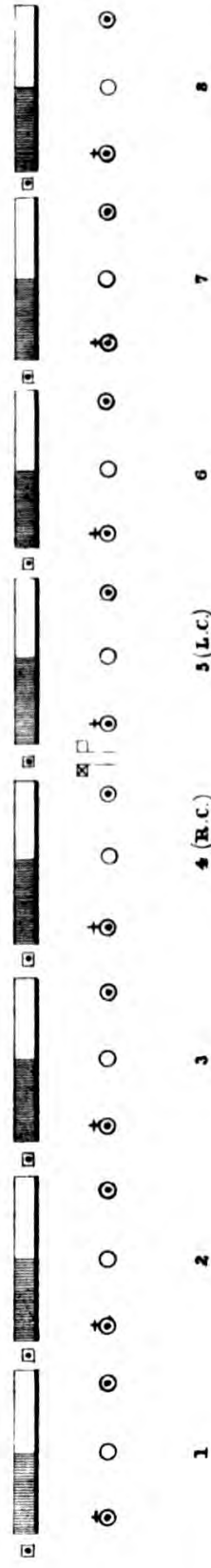
The Senior Subalterns recover swords, and place themselves, in double time, in the intervals on the left of their respective Divisions. They then place themselves close in front of the 2nd file from the left of their Divisions.

The Junior Subalterns recover swords, double through the intervals, and place themselves close in front of the centre of their Divisions.


I. Position of the Officers after the Caution.



II. Position of Officers after the command "MARCH".







If there is a 3rd Subaltern, the distance will be divided.

(2) *At the word "MARCH:"*

All the Subalterns take three paces to their front: and dress by the right, in line with the Captains.

(3) *At the word "STEADY" from the Senior Major:*

They port swords, and look to their front.

---

**THE COLOURS.**—At the word "MARCH:" the Colours take three lengthened paces to the front, and dress in the line of Officers.

For Covering Serjeants, see p. 129.

---

PART II.—BATTALION DRILL.

SEC. I.—INSPECTION OR REVIEW.

No. II.—*Receiving the Reviewing Officer.*

(F. E. II., p. 241.)

[The General Salute commences when the Reviewing Officer is about 60 paces from the centre of the Line.]

GENERAL  
SALUTE.

PRESENT  
ARMS.

SHOULDER  
ARMS.

CAPTAINS AND SUBALTERNs.

(1) Captains and Subalterns recover swords at the 2nd motion of the Firelocks, and lower them at the 3rd motion; raising the left hand to the peak of the shako, the knuckles uppermost and the fingers extended.

(2) *At the word* "SHOULDER ARMS:"

They recover swords at the 1st motion of the Firelocks, and port at the 2nd.

**THE COLOURS.**—Salute only the persons specified in the Queen's Regulations, p. 29.

## PART II.—BATTALION DRILL.

---

### SEC. I.—INSPECTION OR REVIEW.

---

#### No. III.—*When the Battalion resumes close order.*

(F. E. III., p. 129.)

[The command is given when the Reviewing Officer proceeds to the front.]

REAR RANKS  
TAKE CLOSE  
ORDER.

---

**MARCH.**

#### CAPTAINS.

(1) *At the Caution :*

The Captains recover swords, and face to the right.

(2) *At the word "MARCH:"*

They resume their places in Line: front (*right about face*): and carry swords.

---

#### SUBALTERNS.

(1) *At the Caution :*

Recover swords, and face to the right.

(2) *At the word "MARCH:"*

They turn towards their Divisions: pass by the *left* flanks to their places in rear of the Line: and carry swords.

---

#### THE COLOURS.

(1) **On the Caution: face to the Right.**

(2) **At the word "MARCH:" resume their places in Line.**

For Covering Serjeants, see p. 129.

PART II.—BATTALION DRILL.

SEC. I.—INSPECTION OR REVIEW.

No. IV.—*When the Line breaks into Open Column,  
Right in front.*

(F. E. III., p. 77.)

OPEN COLUMN CAPTAINS.  
RIGHT IN FRONT.

—  
*RIGHT ABOUT  
FACE.*

—  
*BY DIVISIONS  
RIGHT WHEEL.*

—  
*Q. MARCH.*

(1) *On the Caution :*

The Captains move close in front of the centre of their Divisions.

(2) *At the word "RIGHT ABOUT FACE :"*

They face with their Divisions.

(3) *At the word "Q. MARCH :"*

They incline to their left (which will become the proper pivot) flank : and superintend the wheel. When the wheel is completed, each Captain gives his Division "*Halt, front : dress :*" falls in at once, and looks to his covering.

—  
SUBALTERNS.

(1) *On the Caution :*

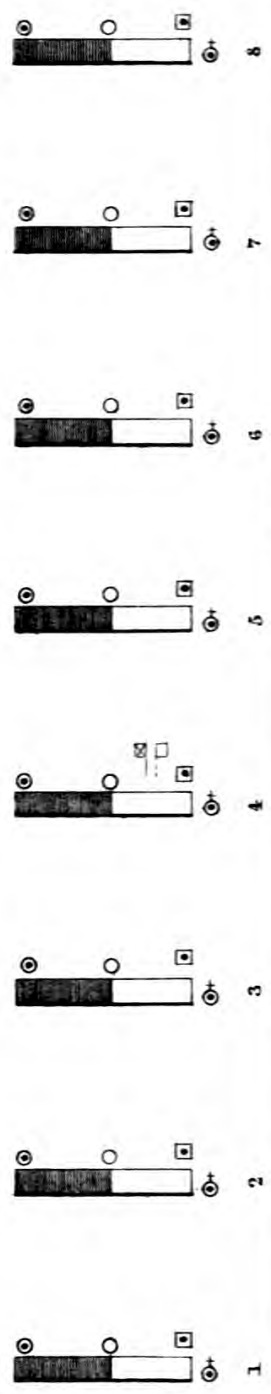
The Senior Subalterns (except the Senior of the Left flank Division) move to within one pace in rear of the 2nd file from the Right of their Divisions : the Juniors close up two paces.

The Subaltern on the left of the Line falls to the rear of the 2nd file from the left of his Division.

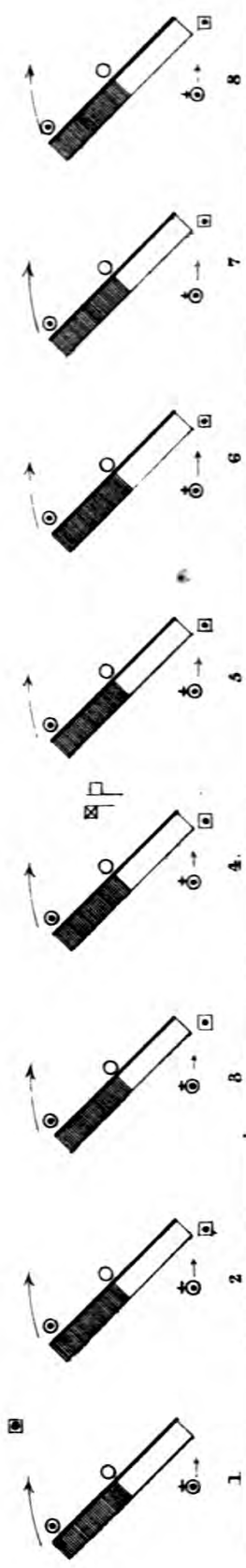
*When the Line breaks into open Column, right in front.*

**PART 2. BATTALION DRILL, N<sup>o</sup> IV.**

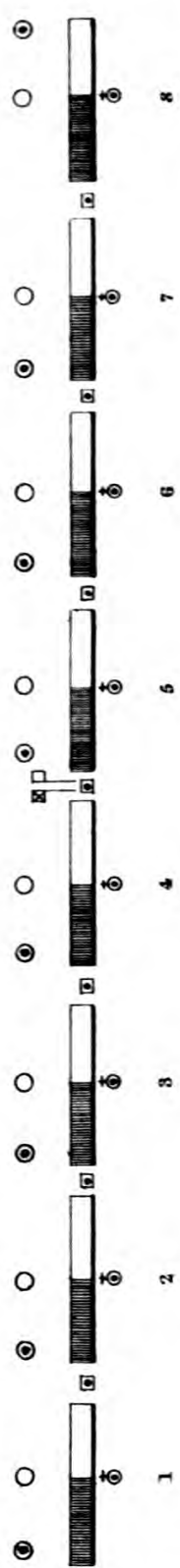
*III The movement completed.*



*II. During the Wheel.*




*I. After the Caution.*



W.D.M. inv.

Wincent Brooks Lith.





- (2) *At the word* "RIGHT ABOUT FACE:"  
Face with their Divisions.
- (3) *At the word* "Q. MARCH:"  
All step off.

---

**THE COLOURS.**

- (1) **At the Caution: the Regimental Colour faces to the right.**
- (2) **At the word "Q. MARCH:" the Colours and directing Serjeants wheel as a Division and follow three paces in rear of the Right Centre Division, covering the 3rd, 4th, and 5th files from its pivot flank, aligned with the supernumerary rank.**

---

Another method of performing this movement is by the command "BY DIVISIONS ON YOUR LEFT BACKWARD WHEEL," in which case each Captain, when his Division has wheeled square, will give "*Halt: dress.*"

[All wheelings from Line into Column, and *vice versa*, are performed on the word given by the Commander of the Battalion, when the whole Battalion is to wheel at the same time. The word is not repeated by Division leaders.]

*Note.*—When Divisions in Column are to be told off, the Battalion commander gives the word "NUMBER YOUR DIVISIONS." The Captain of No. 1 then gives "No. 1—*Right* Division;" then the Captain of No. 2, "No. 2—*Left* Division;" then the Captain of No. 3, "No. 3—*Right* Division;" and so on in succession till the whole Column is told off. The Captains of the 2 centre Divisions add the word "centre." Each Captain, as he numbers his Division, takes a pace to the left, and faces inwards.

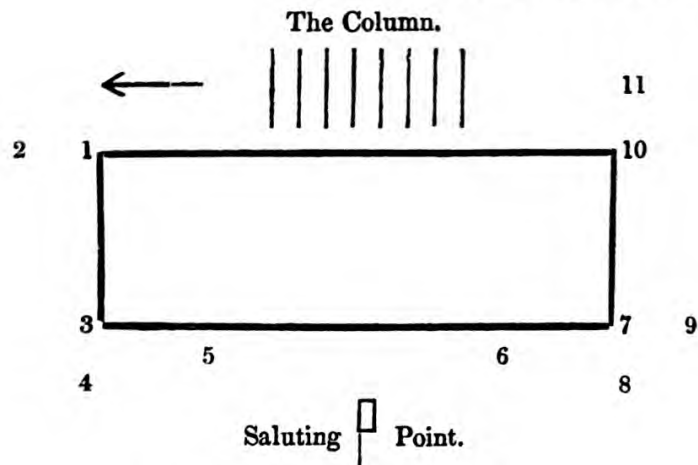
For Covering Serjeants, *see* p. 129.

PART II.—BATTALION DRILL.

SEC. I.—INSPECTION OR REVIEW.

No. V.—When the Column marches past in Slow and Quick Time.

(F. E. III., pp. 243-245.)



(A.) In Slow time.

THE COLUMN  
WILL MARCH  
PAST IN SLOW  
TIME.

COLUMN:  
MARCH.

CAPTAINS.

(1) At Point 1 (1st wheeling point):

Each Captain in succession gives "Right Shoulders forward:" and when his Division is square, "Forward."

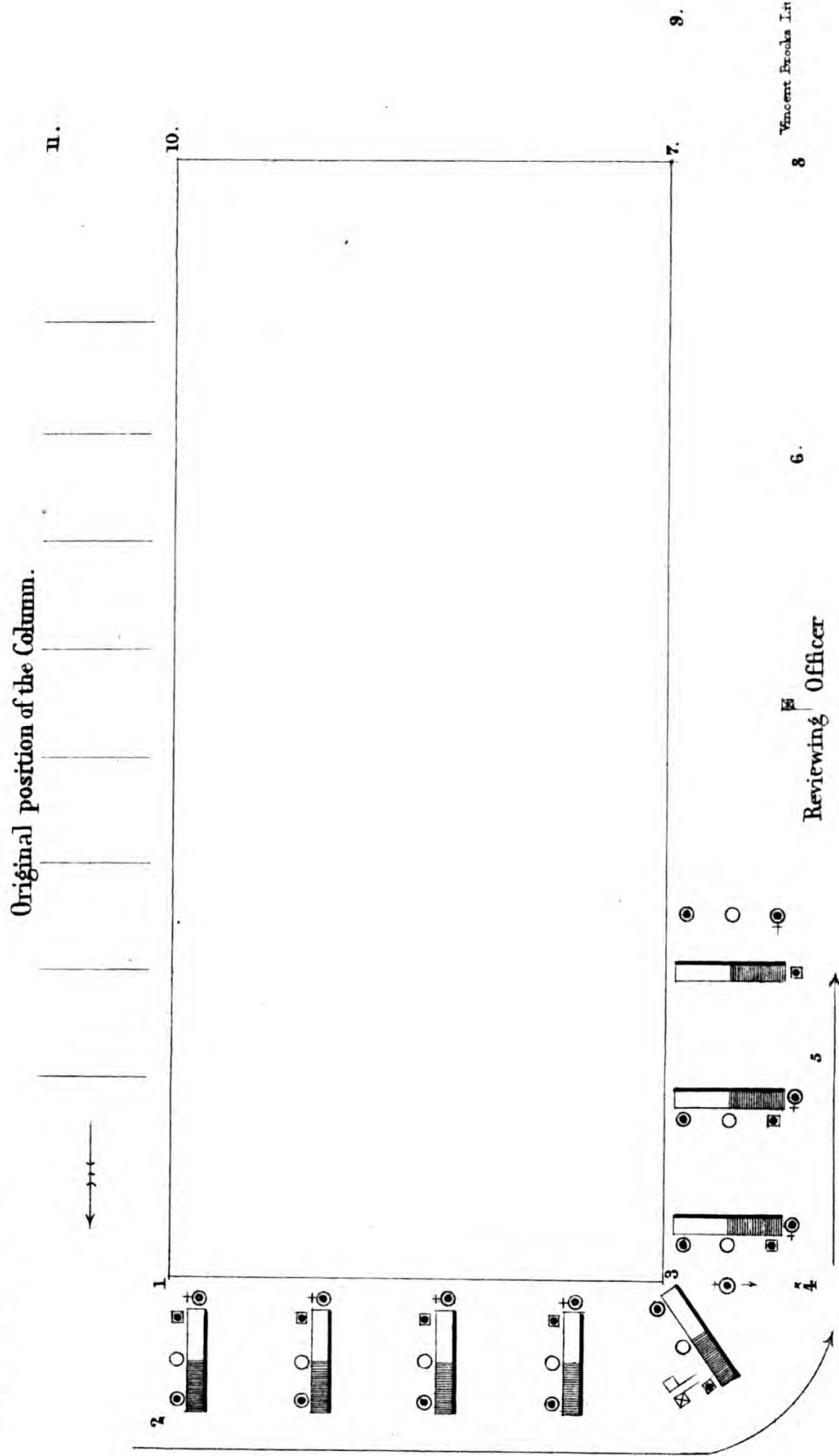
(2) At Point 3 (2nd wheeling point):

Each Captain in succession gives "Right Shoulders forward:" and changes his flank by moving straight to his front (at a shortened pace) during the wheel: taking care to keep inside point 4.

PART 2. BATTALION DRILL. No V

Marching past in Slow time.

When No 1 has taken Open order.





(3) *At Point 5* (30 paces from the Saluting point):

Each Captain in succession gives "*Rear rank take open order,*" recovers his sword, moves out three paces in front of the 2nd file from the right of his Division, and ports sword.

When within 12 paces from the Saluting point, he throws out the fingers of his left hand as a signal to his Subalterns; and when within 10 paces, as his *left* foot is placed on the ground, he commences the Salute, which will occupy six paces (*See Illustration, p. 37.*) The head is turned slightly to the Reviewing Officer while passing him.

When six paces past the Saluting point, as his left foot comes to the ground, he recovers, and at the next pace, ports his sword.

(4) *At Point 6* (20 paces past the Saluting point):

He recovers his sword, and turning to the right, gives "*Rear rank take close order.*" He then places himself on the right of his Division, and carries sword.

(5) *At Point 7* (3rd wheeling point):

He gives "*Right shoulders forward,*" and turning to the right about, resumes his place, by the rear, on the left (the proper pivot) flank of his Division. When the Division has wheeled square, he gives "*Forward.*"

(6) *At Point 10* (4th wheeling point):

He gives "*Right shoulders forward:*" and when square "*Forward.*"

---

#### SUBALTERNS.

(1) Change flanks during the 2nd wheel.



(2) *At the Captain's word "open order :"*

All recover swords.

The Seniors run out three paces in front of the 2nd file from the Left : the Juniors three paces in front of the centre of their Divisions : port swords, and glance their eyes to the Captain for the saluting signal.

(3) The Salute is performed as shewn in the Illustration, p. 37, the time being taken from the Captain.

(4) *At the Captain's word "close order :"*

They recover swords, turn to the left, resume their original places in rear (passing by the left flank), and carry swords.

(5) Change flanks during the 3rd wheel.

---

**THE COLOURS.**—At the 2nd wheel: the Colours change flanks. At the 3rd, they change back to the proper pivot flank.

**COLUMN HALT.**  
MARCH PAST IN  
QUICK TIME.

(or without halting.)

THE COLUMN  
WILL TAKE UP  
THE QUICK TIME.

COLUMN:  
QUICK.

(B.) *In Quick time.*

[The command is given when the leading Division is near the ground which the Left Division originally occupied.]

OFFICERS and COLOURS wheel and change flanks precisely as in marching past in Slow time: but the Divisions do not open their ranks in passing the Reviewing Officer, nor do the Officers salute. Swords will be carried steadily against the shoulder.

*Note.*—When the Column takes up the quick time, arms are sloped (or trailed): and at the word "*Shoulders forward*" at the 2nd wheeling point, arms are carried (or shouldered), without any word of command.

**CLOSE TO  $\frac{1}{2}$   
DISTANCE, ON  
THE MARCH, ON  
THE LEADING  
DIVISION.**

**DOUBLE.**

**RIGHT  
SHOULDERS  
FORWARD.**  
(when Square.)  
**FORWARD.**  
(before 3rd wheel.)  
**BY THE LEFT.**

(C.) *When the Column closes to  $\frac{1}{4}$  distance, and marches past.*

**CAPTAINS.**

The leading Division moves on : the Captains of the other Divisions in succession give the word "*Quick*" as they come up. They change flanks at the 2nd wheel, and (by command of the Reviewing Officer) previous to the 3rd wheel.

**SUBALTERNs AND COLOURS.**

Change flanks as the Captains.

(Officers do not salute.)

*Note.*—If in the caution the words "**ON THE MARCH**" are omitted, the Captain of the leading Division immediately gives "*Halt: Dress:*" the other Captains in succession giving the same word as they come up to within  $\frac{1}{4}$  distance.

*N.B.*—When a wheel is made on the moveable pivot on the March, the leading Division will have to wheel at a shortened pace, gradually advancing in the new direction. In wheeling from a halt it will advance six paces—and will then wheel, stepping short. See No. XXII.

For opening out to Wheeling distance from the rear. See No. XXIV.

For Covering Serjeants, see p. 130.

## PART II.—BATTALION DRILL.

### SEC. I.—INSPECTION OR REVIEW.

No. VI.—*When a Brigade receives the Reviewing Officer at  $\frac{1}{4}$  distance Column, and marches past.*

(F. E. IV., p. 248.)

[The troops are formed in Line of Battalion Column.]

**OFFICERS  
AND COLOURS  
TO THE  
FRONT.** *At the Command :*

The whole of the Officers and the Colours move forward, and place themselves in Line, two paces in front of the Column : the Colours being in the centre.

Ranks are not opened.

After saluting the Reviewing Officer (as in No. II.) the Officers and Colours resume their places, and the line of Columns is wheeled into a mass of Columns preparatory to marching past. (*See* No. V.) In marching past, Division-leaders, only, change flanks, after the 2nd wheel, and on the word “FORWARD : QUICK. BY YOUR RIGHT.” Mounted Officers, only, salute.

The distance between each battalion should be 25 paces, and the leading battalion should continue at the double about 15 or 20 paces after the word “FORWARD,” to prevent crowding.

[When the mass of Columns has marched past, the Reviewing Officer will halt the leading Battalion : and the other Battalions will close up to the front of 10 paces interval between each Battalion. The mass will then be wheeled into contiguous Columns, and the Evolutions will commence.]

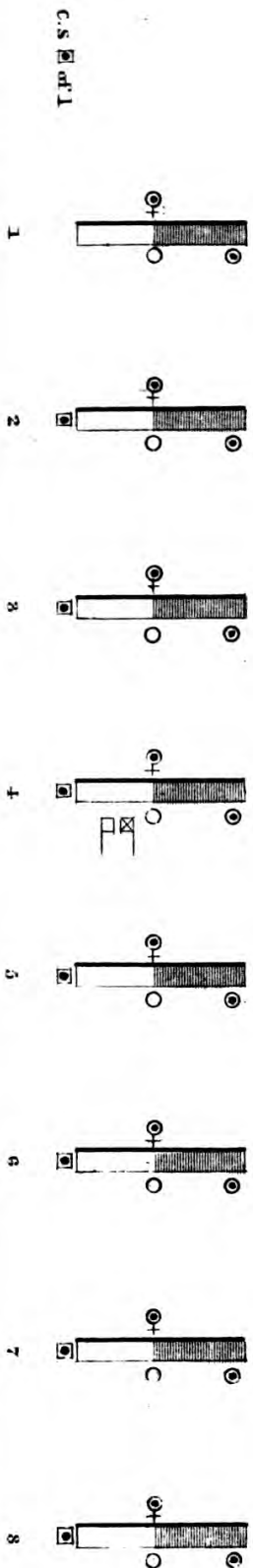
For Covering Serjeants, *see* p. 130.



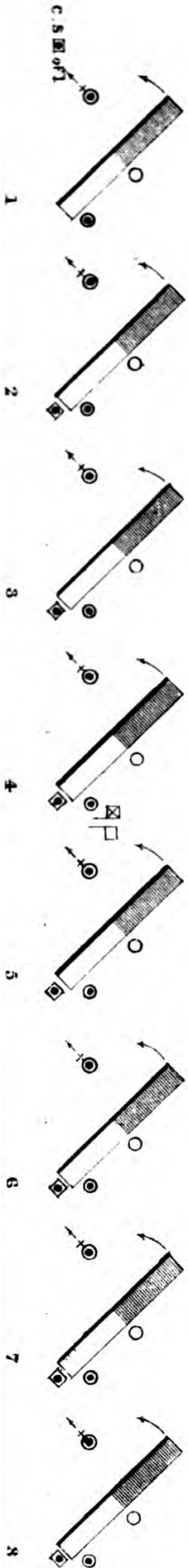
**PART 2. BATTALION DRILL. N<sup>o</sup> VII.**

*An open Column, right in front, wheeling into Line.*

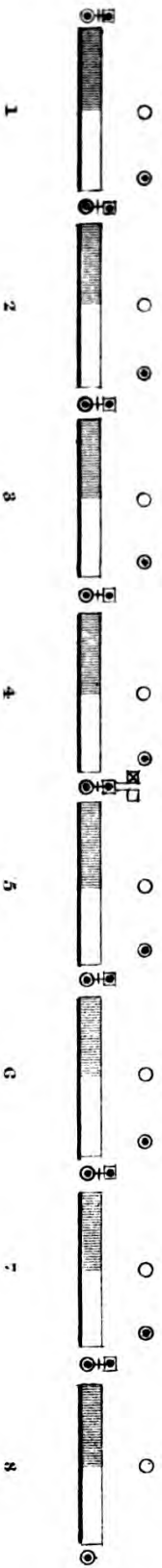
**I. Alter the Column "LEFT WHEEL INTO LINE"**



**II. During the Wheel.**



**III. In Line.**



W.D.M. 111V

Whitert Brooks 1st L.

## PART II.—BATTALION DRILL.

---

### SEC. I.—INSPECTION OR REVIEW.

---

No. VII.—*When the Open Column wheels into Line.*

(F. E. III., p. 246.)

LEFT WHEEL  
INTO LINE.  

---

Q. MARCH.

#### CAPTAINS.

(1) *On the Caution :*

The Captains move to the front of the centre files of their Divisions, at one pace distant.

(2) *At the word " Q. MARCH : "*

They turn to their Divisions : and incline, during the wheel, to their right flanks. When the Right-hand man of his Division is within one pace of the rear rank of the new alignment, each Captain gives "*Halt : dress,*" then "*Eyes front,*" and falls in on the right.

---

#### SUBALTERNS.

*At the word " Q. MARCH : "*

The Subalterns incline to the rear of their proper Sections : and when the Line is formed, dress, by the Right, with the Supernumerary rank.

---

#### THE COLOURS.—*Wheel on their Left as a Division.*

*Note.*—A Column *Left* in front would be ordered to "*RIGHT WHEEL INTO LINE.*"

For Covering Serjeants, *see* p. 130.

PART II.—BATTALION DRILL.

SEC. I.—INSPECTION OR REVIEW.

No. VIII.—*When the Battalion goes through the Manual and Platoon.*

• (F. E. III., p. 247.)

[Ranks are opened as in No. I.]

OFFICERS WILL  
TAKE POST OF  
EXERCISE IN  
THE REAR.

Q. MARCH.

FRONT.

CAPTAIN AND SUBALTERNs.

(1) *On the Caution:*

Recover swords, and face to the Right.

(2) *At the word "Q. MARCH:"*

They march, through their several intervals, to three paces in rear of the Line: and halt.

(3) *At the word "FRONT:"*

They front (*Right about*) and carry swords.

THE COLOURS move to the Rear with the Officers.

The Manual Exercise being finished, close order is taken, and the Platoon Exercise proceeded with.

For Covering Serjeants, see p. 131.



## PART II.—BATTALION DRILL.

### SEC. II.—MOVEMENTS OF THE BATTALION FROM LINE.

#### NO. IX.—*When the Battalion advances in Line.*

(F. E. III., SEC. 14, p. 131.)

[Three directing Serjeants are placed as follows: one between the Colours in the front rank, covered by another in the rear rank, and by a third in the Supernumerary rank.

When the Battalion is ordered to advance in Line, the front directing Serjeant takes six paces to his front, and halts: and the other two pass through the interval, and move up, one on each side of him. One of the Supernumerary rank replaces the directing Serjeant in the front rank, and is covered by the Serjeant-Major six paces in rear of the Line. The Adjutant corrects these points, and gives "STEADY:" and the advance commences.—  
(F. E., p. 72.)

It having already been explained when flanks are changed by the front and when by the rear (*see* Part I., C., page 3), no further directions on that point are given in the following pages.

THE BATTALION CAPTAINS, SUBALTERNs, and COLOURS.  
WILL ADVANCE. Are in their proper posts in Line.

BY THE CENTRE.  
(Q.) MARCH.

N.B.—When the Battalion *retires* in Line, Captains remain in their *proper* front rank, which closes on the rear rank immediately after facing about.

**In retiring in Line, the Colours, on the caution, take one pace to the front, and a side step outwards (to let the Adjutant and Serjeant-Major pass): and after facing, remain aligned with the proper front rank.**

When the Line is ordered to charge, the rear ranks mark time one pace, and slope arms.

## PART II.—BATTALION DRILL.

### SEC. II.—MOVEMENTS OF THE BATTALION FROM LINE.

#### No. X.—*Dressing the Line after an advance.*

(F. E. III., SEC. 8, p. 88.)

POINTS  
TO THE FRONT.

BATTALION  
RIGHT  
FORWARD  
DRESS.

Q. MARCH.

STEADY.

CAPTAINS.

(1) *At the word "POINTS TO THE FRONT:"*

The Captain of the Right Centre Division recovers his sword, moves out three paces (if no number is named), and faces to his left to take up the covering.

(2) *At the word "STEADY" from the Major :*

The other Captains recover swords, move out, and cover, facing to the left.

(3) *At the word "Q. MARCH :"*

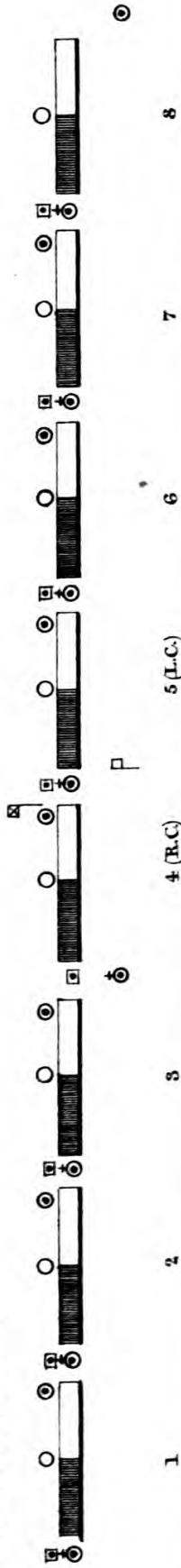
The Line moves up to the line of Officers : and each Captain halts and dresses his own Division, but waits for the 2nd word "STEADY," before falling in.

SUBALTERNS.

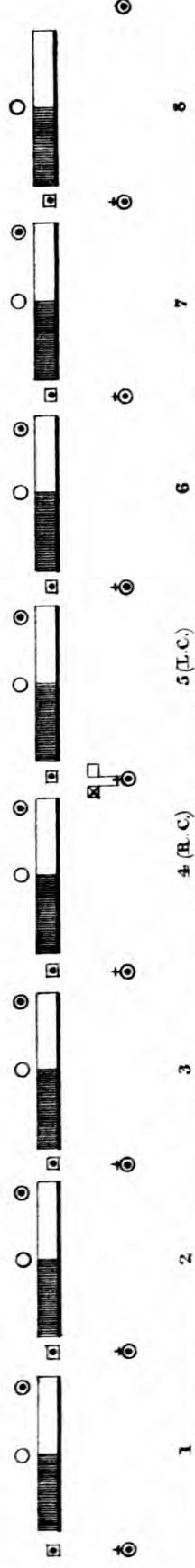
(1) *At the word "POINTS TO THE FRONT:"*

The Subaltern on the left of the Line recovers his sword, moves out in line with the Right Centre Division Captain, and faces to his left.

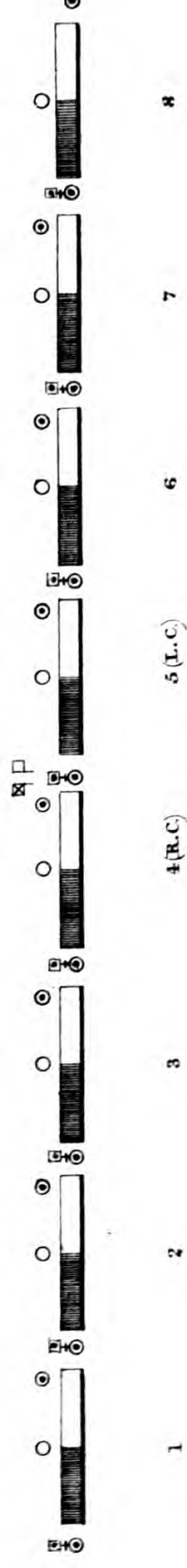
*I. After the caution.*




*II. After the word "Steady" from the Major.*



*III. After the 2nd word "STEADY".*





(2) *At the 2nd word "STEADY :"*

He resumes his post in Line : and carries sword. The other Subalterns move up with the Line.

---

**THE COLOURS.—At the word Points to the Front :** the Regimental Colour moves out three paces and faces to the left. At the 2nd word "Steady !" it resumes its post in the Line. The Queen's Colour moves up with the Line.

*Note.*—If the Battalion is acting in Brigade, Officers face to the Battalion of formation.

For Covering Serjeants, see p. 131.

---

## PART II.—BATTALION DRILL.

---

### SEC. II.—MOVEMENTS OF THE BATTALION FROM LINE.

---

No. XI. <sup>(1)</sup>—*When the Battalion advancing in Line, passes an impediment to the Front by the flank march of Divisions in file.*

(F. E. III., SEC. 16, p. 133.)

FROM THE RIGHT CAPTAINS.  
OF DIVISIONS  
PASS BY FILES  
TO THE FRONT.

---

*RIGHT TURN:  
LEFT WHEEL.*

*On the Command :*

Each Captain marches straight to his front, and leads on the inward or pivot flank of his leading file: dressing by the left if the movement is from the right, and *vice versâ*, and looking to his distance. Dressing and distance are preserved from the Division which would be the leading one in the Column, were "HALT: FRONT" given. When clear of the impediment, all the Captains look to their covering, and correct their distance.

If the Divisions pass from the *left*, the Captains change flanks on the Caution.

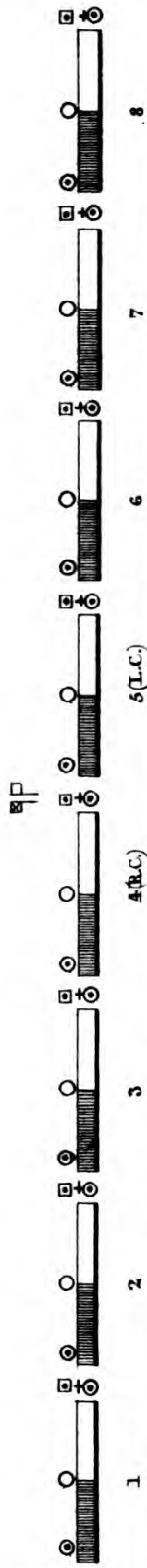
---

SUBALTERNS.

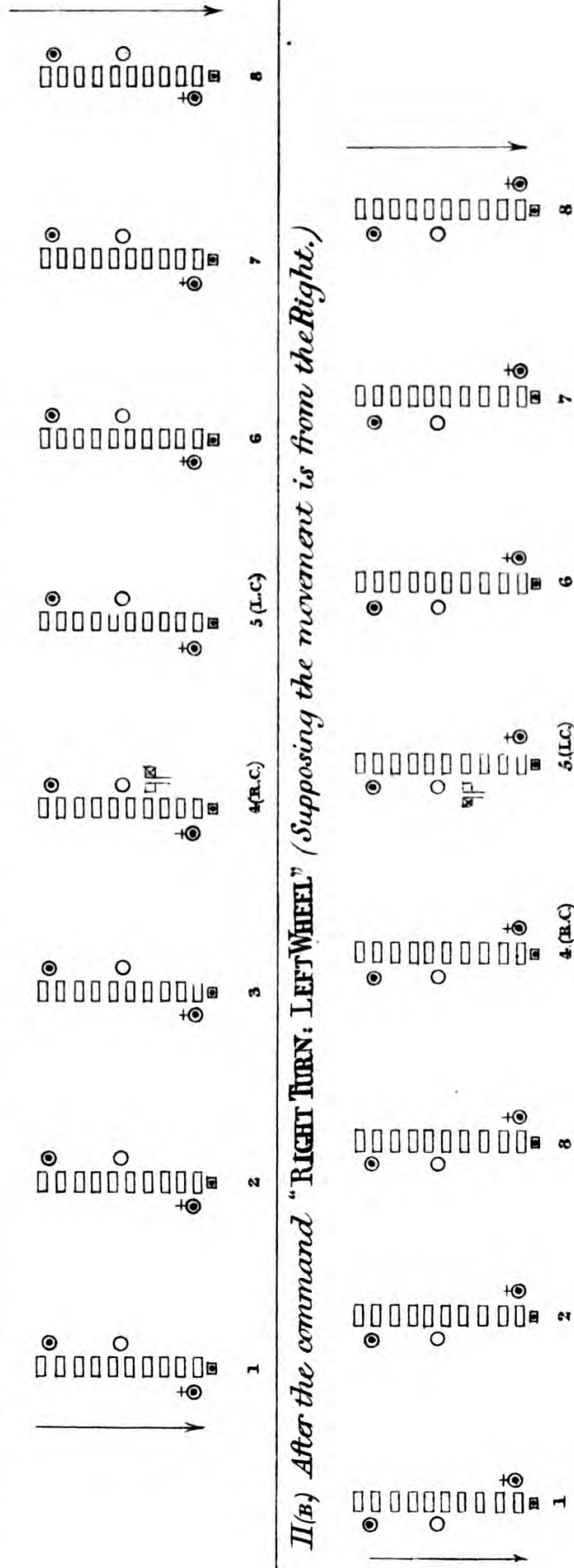
The Subalterns march on the reverse flanks of those files which they respectively cover in Line.

When the Batt<sup>n</sup> advancing in Line passes an impediment to the Front by the flank march of Divisions in file,

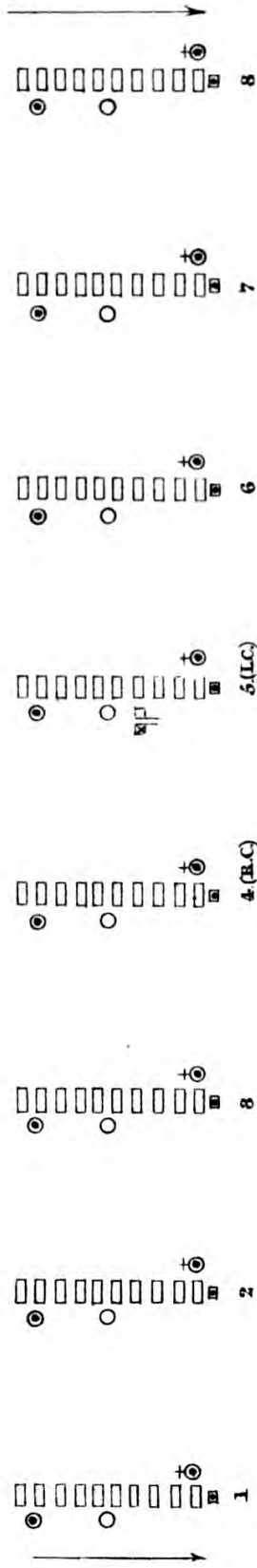
I. After the caution (supposing the movement to be from the Left of Divisions.)




II(A.) After the command "LEFT TURN, RIGHT WHEEL" (Supposing the movement is from the Left.)



II(B.) After the command "RIGHT TURN: LEFT WHEEL" (Supposing the movement is from the Right.)







**THE COLOURS wheel as a Division, and so get to their places in rear of the Left Centre Division.**

[When "HALT: FRONT" is given, the Battalion will stand an open Column Left in front, and will get the word "RIGHT WHEEL INTO LINE." (See No. VII.) Line may also be formed by "FRONT FORM DIVISIONS," when each Division (whether halted or on the March) will form on its leading file (as in PART I., No. IV. (A)): the Captains shifting, if necessary, by the rear to their proper flanks.]

For Covering Serjeants, see p. 131.

---

## PART II.—BATTALION DRILL.

### SEC. II.—MOVEMENTS OF THE BATTALION FROM LINE.

No. XI. <sup>(2)</sup>—*When the Battalion retiring in Line passes an impediment to the Rear, (or marches through a relieving Line,) by the flank march of Divisions in file.*

(F. E. III., Sec. 16, p. 133.)

FROM THE  
PROPER RIGHT  
OF DIVISIONS  
PASS BY FILES  
TO THE REAR.

LEFT TURN:  
RIGHT WHEEL.

(A.) *To pass an impediment to the Rear.*

OFFICERS and COLOURS act precisely as  
in SEC. XI. <sup>(1)</sup>

[When "HALT: FRONT" is given, the Battalion will stand an open Column Right in front: and will be formed to the *proper front* by "LEFT WHEEL INTO LINE" (as in No. VII.) Line may also be formed to the *proper front*, *without halting*, by "ON THE LEADING FILES TO THE RIGHT ABOUT FORM DIVISIONS:" or by "FRONT TURN: BY DIVISIONS RIGHT SHOULDERS FORWARD." Line will be re-formed to the *proper rear* by the word "REAR FORM DIVISIONS."]

(B.) *To pass through a Relieving Line.*

If a Second Battalion is *advancing* to relieve the first, the Line which is to be relieved will get the word "PASS BY FILES TO THE REAR. RIGHT FACE: RIGHT WHEEL: Q. MARCH," when it is within 12 paces of the relieving Line, and the latter will throw back files to let the heads of Divisions pass.

If the relieving Battalion is *not* advancing: the other is retired to within 12 paces of it, and then gets "PASS BY FILES TO THE REAR. LEFT TURN: RIGHT WHEEL," proceeding as above.

*Note.*—As a general rule, the relieving Line is never broken into Column: but Lines are sometimes relieved by both the relieving Line and the other Line being formed 4 deep when within a few paces of each other, and the files of the one passing through the intervals left in the other.

For Covering Serjeants, *see* p. 131.

---

## PART II.—BATTALION DRILL.

---

### SEC. II.—MOVEMENTS OF THE BATTALION FROM LINE.

---

#### No. XII.—*When the Battalion advances by Wings, and fires.*

(F. E. III., SEC. 17, p. 135.)

[The Wings continue to advance alternately 15 paces, till ordered to Halt, or form Line on the leading Wing. The firing words are given by the 2 Majors, each of whom takes command of a Wing: the Right Wing, both in advancing and retiring, fires first. The touch is to the centre.]

**THE  
BATTALION  
WILL ADVANCE  
AND FIRE  
BY WINGS.**

---

*(If the Line  
is advancing.)*  
**LEFT WING:  
HALT.**

#### CAPTAINS.

##### *On the Caution :*

The Right Wing Captains shift to the left flanks of their Divisions—resuming their places at the word “**FORM LINE ON THE LEADING WING.**” If the Wing is ordered to fire *by Divisions*, they will fall to the rear of the centre of their Divisions to give the word “*Ready : present.*” (See F., page 40.)

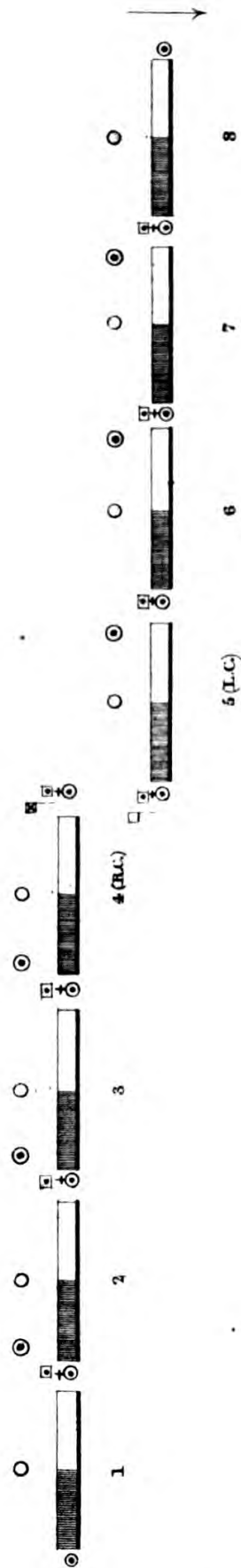
#### SUBALTERNS.

##### *On the Caution :*

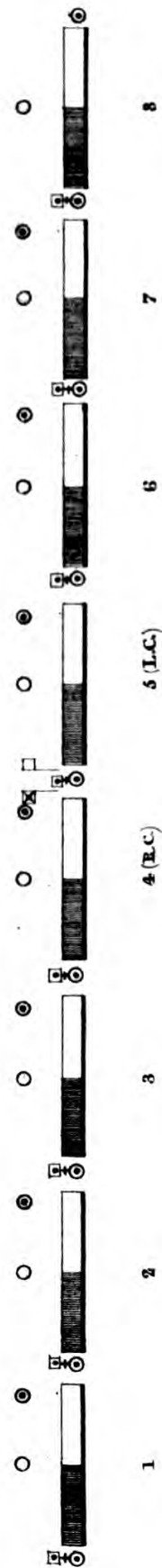
Right Wing Subalterns change flanks. On all occasions of firing the Supernumeraries should make the rear ranks close up.

PART 2. BATTALION DRILL. N<sup>o</sup> XIII. The Batt<sup>n</sup> advancing by Wings.

I. The Right Wing having gained 15 paces is halted and the Left Wing is advancing



II. Line formed on the leading Wing.







**COLOURS.****On the Caution :**

**The Queen's Colour takes two side steps to the left so as to cover the front rank centre Serjeant who steps out in front: and two side steps to the right when Line is re-formed. The Regimental Colour remains with the Left Wing.**

---

In *retiring* by Wings, Officers and Colours act as when advancing.

For Covering Serjeants, *see* p. 131.

---

PART II.—BATTALION DRILL.

SEC. II.—MOVEMENTS OF THE BATTALION  
FROM LINE.

No. XIII. <sup>(1)</sup>—*When the Battalion in Line moves  
off in open Column from either flank.*

(F. E. III., SEC. 18, p. 136.)

(Suppose the advance to be from the *Right* flank.)

RIGHT (OR LEFT) CAPTAINS.

DIVISION  
TO THE FRONT. *On the Caution :*

REMAINING  
DIVISIONS  
LEFT (OR  
RIGHT)  
SHOULDERS  
FORWARD.  
Q. MARCH.

*When all the Divisions  
have wheeled square.  
FORWARD.*

The Commander of the Right flank Division (which is to become the leading one of the Column) shifts to the left flank, and leads it, at a shortened pace, till he hears the Commander of the next Division give "*Right shoulders forward.*" He then gives "*Forward :*" and advances at full pace.

The other Captains change flanks during the 1st wheel, by moving straight to their front: and at the wheeling point give "*Right shoulders forward,*" and when square "*Forward.*"

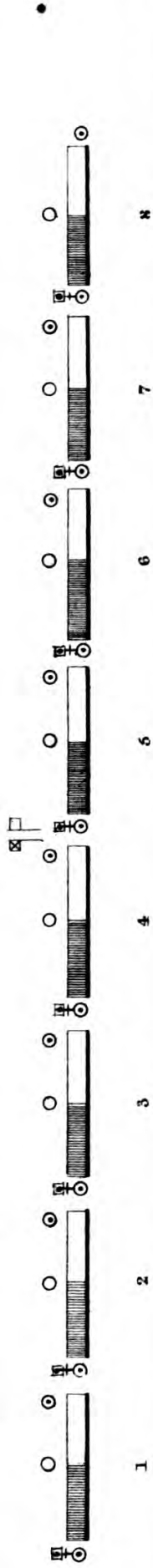
[If the advance is from the *Left* Flank, Officers do not change flanks.]

*N.B.*—The Captain of No. 2 does not give "*Right shoulders forward*" till the 2nd word "**FORWARD**" is given.

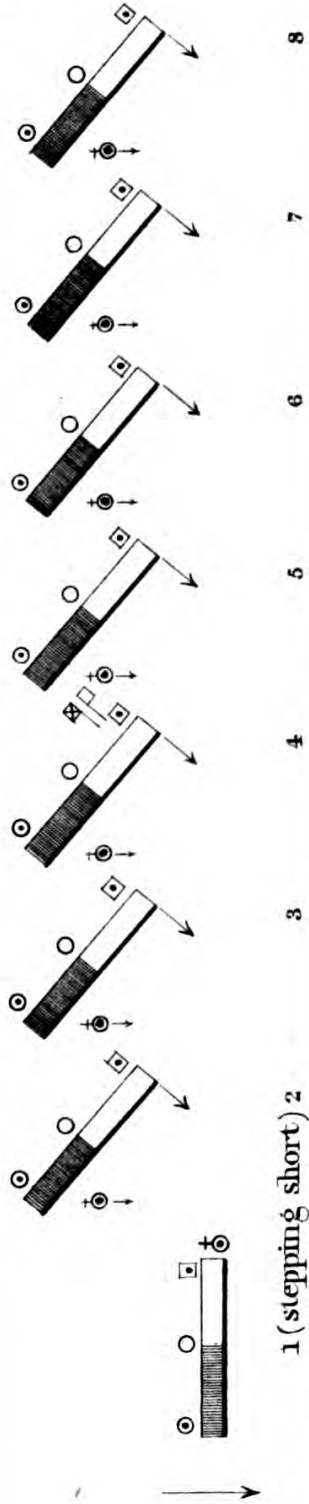
PART 2. BATTALION DRILL N<sup>o</sup> XIII. (1)

A Batt<sup>n</sup> moving off in open column from the Right flank.

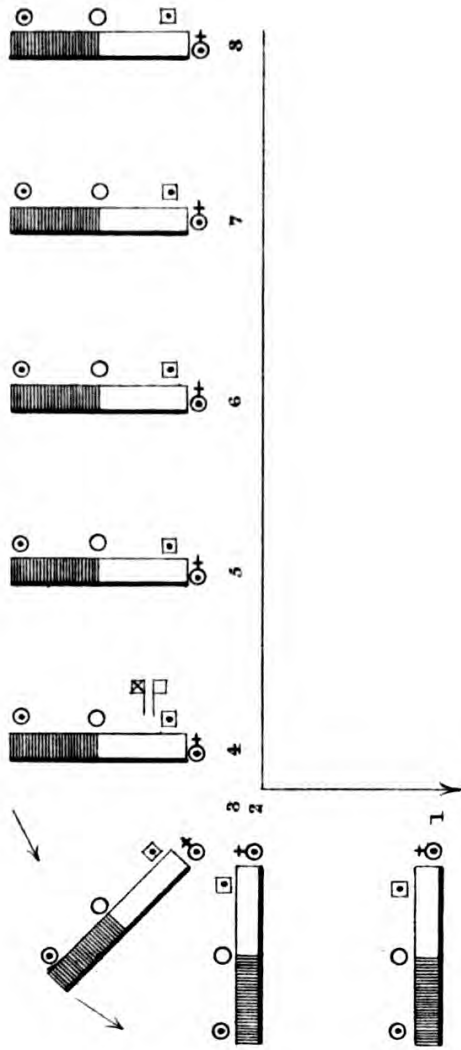
I. The Line before the movement commences.




II. During the 1<sup>st</sup> wheel.



III. During the 2<sup>nd</sup> wheel.





## SUBALTERNS.

The Subalterns change flanks during the 1st wheel.

If the advance is made in Column of Subdivisions (or Sections) the Subalterns take command of the Subdivisions (or Sections) they will have to lead, at the 2nd word "FORWARD."

---

**THE COLOURS** Wheel as a Division till they have completed the  $\frac{1}{2}$  circle. They then left half turn if the advance is from the Right, and vice versa. They march on diagonally in rear of the pivot flank of the Division in their front, till they get the word "Front Turn."

*Note.*—All advances from the CENTRE are made in Double column of Subdivisions. (See No. XIV.)

For Covering Serjeants, see p. 132.

---

PART II.—BATTALION DRILL.

SEC. II.—MOVEMENTS OF THE BATTALION  
FROM LINE.

No. XIII. <sup>(2)</sup>—*When the Open Column re-forms  
Line without halting.*

(F. E. III., SEC. 18, p. 137.)

FORM LINE ON CAPTAINS.  
THE LEADING  
DIVISION.

REMAINING  
DIVISIONS  
RIGHT (OR  
LEFT)  
SHOULDERS  
FORWARD.

(When in Echelon)  
FORWARD.

*On the Caution :*

All the Captains (except the Captain of the leading Division) shift to their inward flanks. Each in succession gives “ — *shoulders forward* ” in time for the front rank of his Division to wheel up in line with the rear rank of the Division last formed in Line : and when his Division is parallel to the alignment, he gives “ *Halt : dress up—Eyes front,* ” and falls in.

The Commander of the leading Division moves on till the 2nd word “ FORWARD. ” He then instantly gives “ *Halt : dress,* ” changes his flank by the front : dresses his Division, gives “ *Eyes front,* ” and falls in.

SUBALTERNS.

If the Battalion is advancing by Subdivisions (or Sections), the Subalterns commanding Subdivisions (or Sections) change flanks and give

the same word as the Captains (“ — *Shoulders forward : halt, dress up*”), but on coming up into Line, fall to the rear without dressing the men.

---

**THE COLOURS : Act as a Division : and get the words “ Right (or left) turn,” “ Front turn: Halt: dress up.”**

*Note.*—The word “FORWARD” is given by the Battalion Commander when the Divisions have taken a number of paces equal to  $\frac{1}{2}$  the number of files in each.

For Covering Serjeants, *see* p. 132.



PART II.—BATTALION DRILL.

SEC. II.—MOVEMENTS OF THE BATTALION  
FROM LINE.

No. XIII. <sup>(3)</sup>—*When the Open Column is halted :  
and the Divisions are wheeled backward into  
Echelon in order to form Line.*

(F. E. III., SEC. 43, p. 186.)

(A.) *Line on the leading Division.*

FORM LINE ON  
THE LEADING  
DIVISION.

REMAINING  
DIVISIONS ON  
YOUR RIGHT  
(OR LEFT)  
BACKWARD  
WHEEL.

Q. MARCH.

FORM LINE:  
Q. MARCH.

CAPTAINS.

*On the Caution :*

The Captain of the leading Division changes his flank (*see Note*), and gives "*Right (or left) dress.—Eyes front:*" and, if the Column is left in front, returns (by the rear) to his post on the right.

The other Captains :—

(1) *At the word* "BACKWARDS WHEEL : Q. MARCH :"

Shift to that flank on which the wheel is to be made.

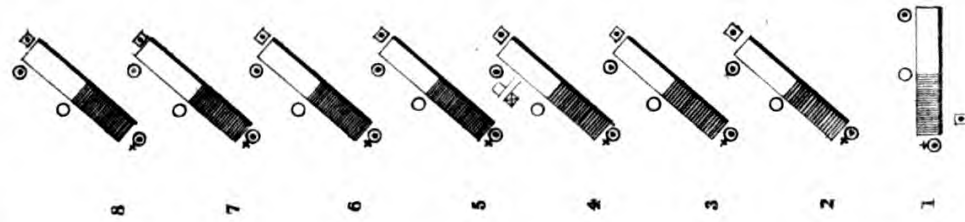
(2) *At the word* "Q. MARCH :"

They wheel backward with their Divisions : and each on receiving the caution "*Halt*" from the Covering Serjeant, gives "*Halt : dress.—Eyes front,*" and falls in.—(*See No. XXVIII.*)

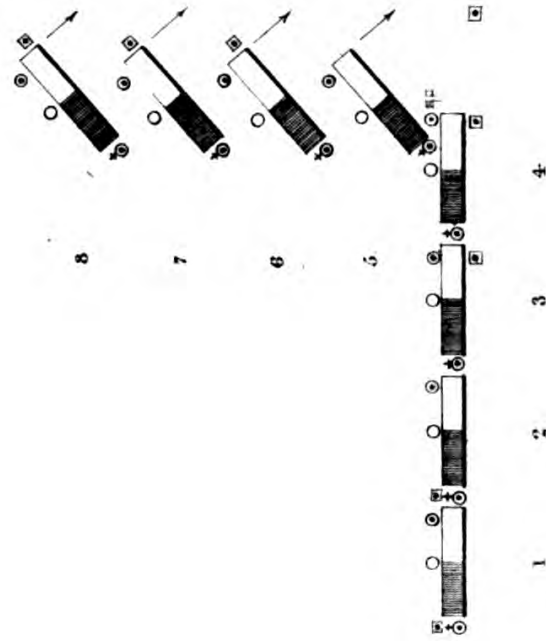
**PART 2. BATTALION DRILL. N<sup>o</sup>. XIII. (3)**

When the open column is halted, and wheeled backwards into oblique Echelon, so as to form Line.

**I. After the Wheel into Echelon.**



**II. After the 2<sup>nd</sup> word "FORWARD", when 3 of the remaining Divisions have wheeled up into Line.**





(3) *At the word " FORM LINE : Q. MARCH :"*

The whole (except the leading Division) wheel up into Line, as described in No. XIII.

(2).

---

**THE COLOURS:** place themselves on the left of the Right Centre Division, and wheel up with it.

(B.) *Line on the rear Division.*

That Division will stand fast: the others will be faced about and wheeled backward on the pivot flanks: and the formation will proceed as above (A). If Line is to be formed on the rear Division *facing to the rear*, each Division of the Column will countermarch by files, and the formation will then proceed as in (A).

(C.) *Line on any central Division.*

The named Division will stand fast: and those in its front will face about. The whole (except the named Division) will wheel back four paces: those Divisions in front wheeling on the proper pivot flanks, those in rear wheeling on the reverse flanks, of the Column. The formation will then proceed as above.

[Line may also be formed by closing to  $\frac{1}{4}$  or close distance, and deploying.]

*Note.*—In all Line formations the dressing is made to the distant point.

For the principles on which Echelon is formed, see p. 105.

For Covering Serjeants, see p. 132.

PART II.—BATTALION DRILL.

SEC. II.—MOVEMENTS OF THE BATTALION  
FROM LINE.

No. XIV.<sup>(1)</sup>—*When the Battalion in Line advances  
by Double Column of Subdivisions from the centre.*

(F. E. III., SEC. 18, p. 138.)

ADVANCE IN  
DOUBLE COLUMN  
OF SUBDIVISIONS  
FROM THE  
CENTRE.

—  
TWO CENTRE  
SUBDIVISIONS  
TO THE  
FRONT:  
REMAINING  
SUBDIVISIONS  
RIGHT & LEFT  
SHOULDERS  
FORWARD.

—  
Q. MARCH.  
—  
FORWARD.

CAPTAINS.

(1) *On the Caution :*

All the Right Wing Captains shift to the rear of the Right file of their Left Subdivisions.

The Captain of the Left Centre Division shifts to the rear of the Left file of its Right Subdivision.

(2) *At the command "Q. MARCH :"*


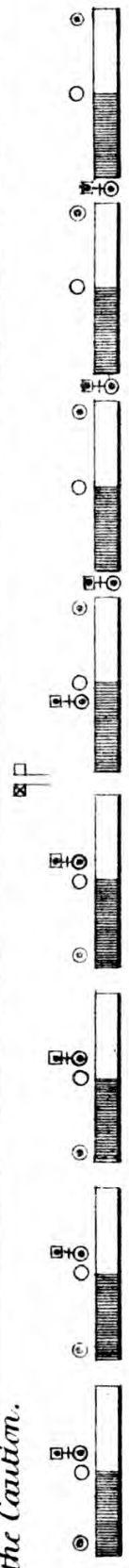
The Right Wing Captains (who are now on their proper flanks) wheel with their leading Subdivisions, and give "*Left shoulders forward : Forward,*" at the 2nd wheeling point.

The Left Wing Captains shift, by the front, to the outward flanks of their leading Subdivisions, and wheel with them, giving "*Right shoulders forward : Forward,*" at the 2nd wheeling point.

The two centre Subdivisions advance at a shortened pace till the 2nd word "FORWARD" is given : they then take up full pace.

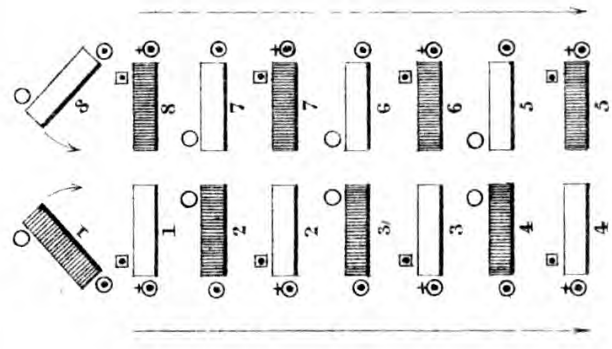
Dressing will be by the left.

PART 2. BATTALION DRILL. No. XIV. When the Batt<sup>n</sup>. in Line advances by double column of subdivisions from the Centre.  
 I. After the Caution.



II. At the completion of the 1<sup>st</sup>. wheel.

III. When all the subdivisions but 2 have completed the 2<sup>nd</sup>. wheel.







## SUBALTERNS.

(1) *On the Caution :*

Senior Subalterns of the Right Wing change flanks.

(2) *At the word " Q. MARCH :"*

Senior Subalterns take command of the rear Subdivisions of their respective Divisions : wheel with them, and act as the Captains.

The Juniors march in rear of the 2nd file from the inward flank of the rear Subdivisions.

*Note.*—The proper *Left* is always the directing flank of a Double column : and the Officer on that flank—whether Captain or Subaltern—commands both Subdivisions.

---

**THE COLOURS :** On the Caution: take two paces to the rear. At the Command " Q. MARCH : " they follow one pace in rear of the centre of the 2 leading Subdivisions.

[Double columns may be formed *from the halt* in Line, on any two centre Divisions, like any other Columns. They are formed at the distance of the Divisions of which each Column is composed.]

For Covering Serjeants, *see* p. 132.

---

## PART II.—BATTALION DRILL.

### SEC. II.—MOVEMENTS OF THE BATTALION FROM LINE.

No. XIV. <sup>(2)</sup>—*When the Double Column advancing forms Line to the front on the centre.*

(F. E. III., SEC. 18, p. 139.)

[Line is formed from Double column on the same principle as from single column.]

FORM LINE  
ON THE TWO  
CENTRE  
SUBDIVISIONS.

REMAINING  
SUBDIVISIONS  
RIGHT & LEFT  
SHOULDERS  
FORWARD.

(When in Echelon)  
FORWARD.

CAPTAINS.

*At the 2nd word "FORWARD:"*

The Captain of the Left Centre Division (who is leading the pivot Subdivision) gives "*Halt, dress*" to the 2 leading Subdivisions, which oblique outwards to admit the Colours, and are dressed *from the Centre* by their respective Commanders.

All the Captains (except those of the 2 centre Divisions) shift to their inward flanks, and each as he comes up to the Line, gives the Subdivision he is leading, "*— shoulders forward : halt, dress up :*" as in No. XIII. <sup>(2)</sup> They dress *both* their Subdivisions, from the point nearest the centre of the line.

SUBALTERNS. (As in No. XIII. <sup>(2)</sup>)

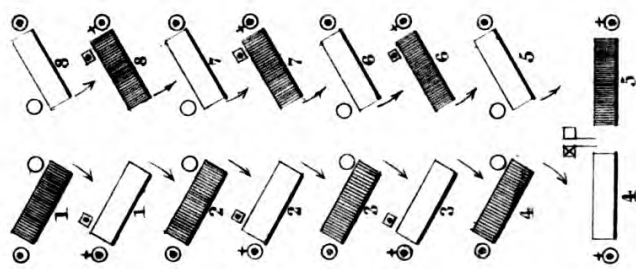
**THE COLOURS: On the Caution: resume their posts in Line: the 2 leading Subdivisions obliquing outwards to admit them.**

*Note.*—Line may also be formed by closing to  $\frac{1}{4}$  or close distance, and deploying.

For Covering Serjeants, see p. 133.

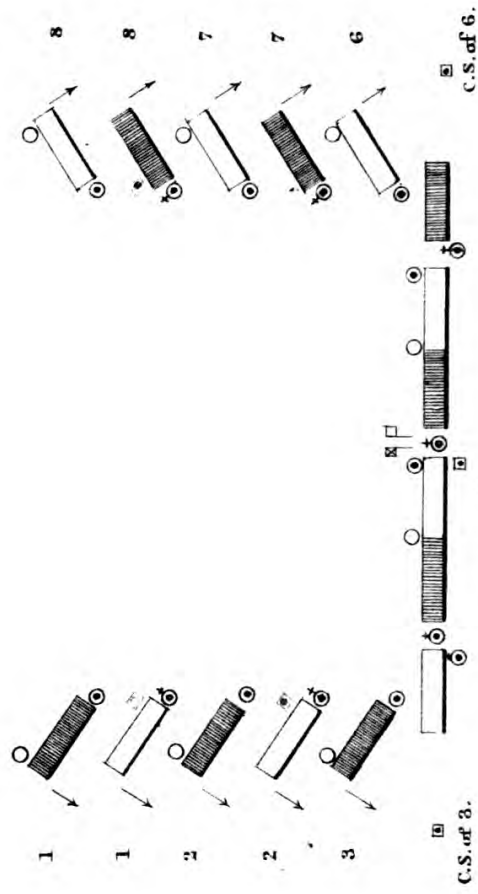
**PART 2. BATTALION DRILL. No XIV (2)** *When the Butt<sup>re</sup> advancing in D.C. of Subdivisions reforms Line to the front on the centre.*

*I During the 1<sup>st</sup> Wheel (into echelon)*



W. D. M. inv.

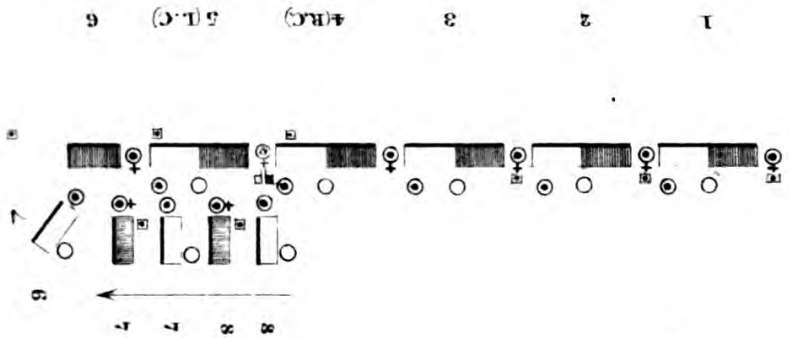
*II. After the 2<sup>nd</sup> word "FORWARD": when 4 of the Subdivisions have wheeled up into Line*



Vincenz Books Ltd



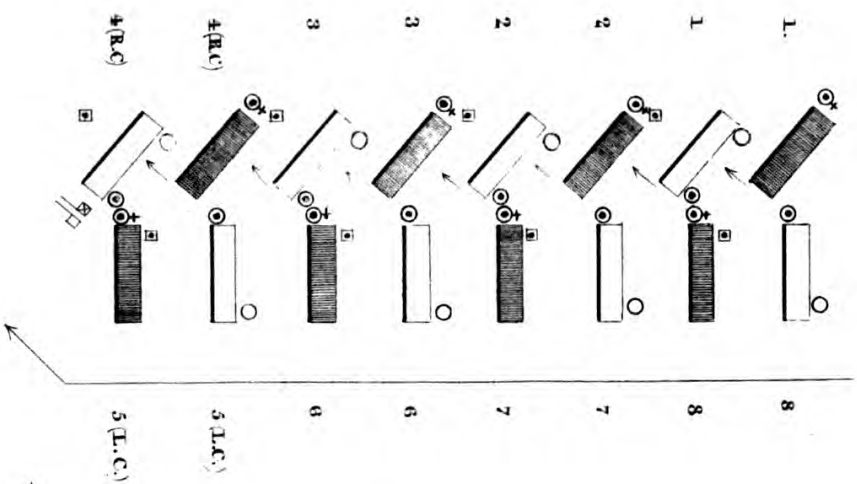




II When all the Right Wing subdivisions and 3 of the Left Wing have come up into Line.

W. L. M. HAY

I While the Right Wing is bringing left shoulders forward



Vincent Brooks Ltd.

PART II.—BATTALION DRILL.

SEC. I.—MOVEMENTS OF THE BATTALION  
FROM LINE.

No. XIV. <sup>(3)</sup>—*When the Double Column advancing forms Line to either flank.*

(F. E. III., SEC. 18, p. 139.)

[Suppose Line formed to the Right.]

FORM LINE  
TO THE RIGHT.

—  
*RIGHT WING  
LEFT SHOULD-  
ERS FORWARD.*

CAPTAINS.

*On the command* "LEFT SHOULDERS FORWARD :

Captains of Right Wing Divisions go to the right about : and while their Subdivisions are wheeling into Line, go to the right of their right Subdivisions. They then give "*Halt, dress*" to both their Subdivisions, dress them, give "*Eyes front,*" and fall in.

Captains of Left Wing Divisions go to the left about, shift to the inward flank of the Subdivision each is leading, and give in succession "*Left shoulders forward : forward. — Halt, dress up,*" as in coming up into Line in No. XIII. <sup>(2)</sup>

—  
SUBALTERNS.

Those Subalterns who are leading Subdivisions of the Right Wing, fall to the rear during the wheel. Subalterns of the Left Wing act precisely as in No. XIII. <sup>(2)</sup>

**THE COLOURS : Bring Left Shoulders forward as a Subdivision : and form on the outward flank of the Right Centre Division.**

[Line may be formed in the same manner, to the left, on the Left Wing.]

*Note.*—To form Line on the 2 centre Subdivisions *facing to the rear*, the front of the Double column is first changed by the wheel and countermarch of Subdivisions round the centre (as in No. XXIII.): and Line is then formed as above.

For Covering Serjeants, *see* p. 133.

---



## PART II.—BATTALION DRILL.

---

### SEC. II.—MOVEMENTS OF THE BATTALION FROM LINE.

---

No. XV.—*When the Line retires in open Column of Divisions from either flank.*

(F. E. III., SEC. 19, p. 140.)

[This may also be done by Subdivisions or Sections.]

RETIRE BY  
DIVISIONS  
FROM THE RIGHT  
IN REAR OF THE  
LEFT. (Or, FROM  
LEFT IN REAR OF  
RIGHT.)

#### CAPTAINS.

The Captain on that flank from which the retreat is to commence (suppose the Right) gives his Division "*Right about face: Q. March:*" and "*Left shoulders forward,*" so as to wheel when three paces in rear of the Line. When the Division has wheeled square he gives "*Forward,*" and leads it on, marching on that flank which is nearest the Line, till within three paces of the inward (the right) flank of the left flank Division.

He then gives "*Right shoulders forward,*" shifting at the same time to the left flank: and when the Division has wheeled square, "*Forward,*" stepping short till "**FORWARD**" is given by the Battalion Commander.

Each of the other Captains in succession gives "*Right about face*" when the Division which he is to follow gets "*Q. March:*" and gives "*Q. March*" when that Division is within

three paces of the inward flank of his own Division. He gives "*Left shoulders forward*," so as to wheel when three paces in rear of the line: and "*Right shoulders forward*," so as to wheel at the 2nd wheeling point—shifting at the same time to the left flank.

[If this movement is performed by Subdivisions, each Captain marches off with his inner Subdivision, leaving the outer to be led by his senior Subaltern.

If the movement is by Sections, Captains will lead the 3rd Section of their Divisions.]

---

#### SUBALTERNS.

##### *During the Wheel:*

The Subalterns assume their proper posts in Column.

[If the movement is by Subdivisions, the senior Subalterns take command of the *outward* Subdivisions, which lead during the retreat: if by Sections, the seniors command the leading Sections of their respective Divisions. In either case they will give the same word as the Captains.]

---

**THE COLOURS: Act as a Division. They shift to the left (the proper pivot) flank of the Division which they follow—viz. the left centre, when it gets "*Left shoulders forward*" at the 2nd wheeling point.**

---

[This movement may also be performed by each Division facing to its inward flank, and filing along the rear of the Line, till it gets the word "*Rear-turn*" from its leader.

In this case each Captain, on reaching the inward flank of the Division in rear of which he is to retire, halts in his own person till the pivot flank of his own Division reaches him, and then gives "*Rear-turn*."] ]

*Note.*—To re-form line: the Column may be fronted, and Line then formed either by Deployment or Echelon.

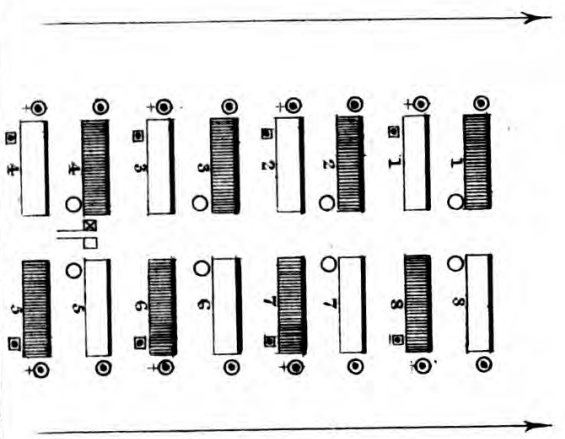
For Covering Serjeants, see p. 133.



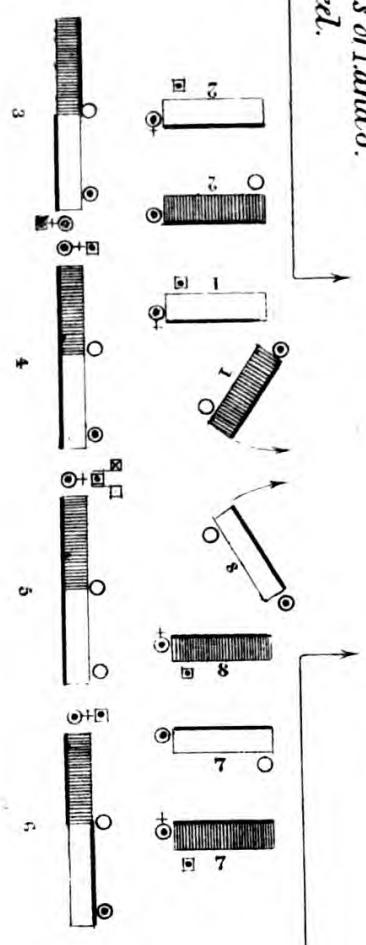
PART 2. BATTALION DRILL. No. XVI.

When the Line retires by double column of subdivisions from both flanks in rear of the Centre.

II. The double column retiring.



I. When the leading subdivisions of 1 and 8 are commencing the 2<sup>d</sup> wheel.



## PART II.—BATTALION DRILL.

### SEC. II.—MOVEMENTS OF THE BATTALION FROM LINE.

No. XVI.—*When the Line retires by Double Column of Subdivisions from both flanks in rear of the centre.*

(F. E. III., SEC. 19, p. 141.)

RETIRE BY  
SUBDIVISIONS  
FROM BOTH  
FLANKS IN  
REAR OF THE  
CENTRE.

#### CAPTAINS.

##### *On the Caution :*

The Captains of the 2 Flank Divisions give their outward Subdivisions "*Right about face : Q. March.*" They then give the same word to their inner Subdivisions which they will lead during the retreat.

The Captain of the Right Flank Division gives his inner Subdivision "*Left shoulders forward,*" so as to wheel when three paces in rear of the Line. When the Subdivision has wheeled square he gives "*Forward,*" marching on that flank which is nearest the Line. He gives "*Right shoulders forward,*" so as to wheel at the point placed in rear of the Right Centre Division, shifting during the wheel, to the left flank. He does *not* give "*Forward*" when square, that word being given by the leader of the Subdivision on his reverse flank. (See Note, p. 71.)

The Captain of the Left Flank Division acts as above explained: except (of course) that he will give "*Right shoulders forward*" at the 1st wheeling point, and "*Left shoulders forward*" at the 2nd. He gives "*Forward*" to *both* Subdivisions, after the 2nd wheel.

The other Captains in succession (except the Captain of the Left Centre Division) give their outward Subdivisions "*Right about face, Q. March,*" when the Subdivision which each is to follow is within three paces of his inward flank. They then act precisely as the Captains of the Right or Left Flank Division, according as they belong to the Right or Left Wing.

The Captain of the Left Centre Division, gives the 2 centre Subdivisions "*Right about face*" as soon as the Subdivisions next to them begin their 2nd wheel: and gives "*Q. March*" when those Subdivisions get the word "*Forward.*"

After the 2nd wheel, dressing is by the proper left.

---

#### SUBALTERNS.

The outward Subdivisions of their respective Divisions having been faced about and retired by the Captains, the Senior Subalterns take command of them, and proceed exactly as above explained for the Captains.

The Juniors will march in rear of the 2nd file from the reverse flanks of the outward Subdivisions.

---

**THE COLOURS** act as a Division. When the 2 Centre Subdivisions get the word "Right about face," the Colours face to the right about, and take three paces to their proper rear. When the word "Q. March" is given by the Left Centre Captain, they march off in the proper rear of the 2 Centre Subdivisions.

---

[The retreat in rear of the Centre may also be effected by facing the Subdivisions inwards, and filing them along the rear of the Line till they meet in rear of the 2 Centre Subdivisions, at which point they will get "Rear-turn" from the Subdivision Leaders of the Left Wing. In this case the Subdivision Leaders, on reaching the outer flanks of the 2 Centre Subdivisions, *mark time* till "Rear-turn" is given, and then march off on the outer flanks.]

*Note.*—To re-form Line: the Column may be fronted, and Line then formed either by Deployment or Echelon.

For Covering Serjeants, *see* p. 133.

---

## PART II.—BATTALION DRILL.

### SEC. II.—MOVEMENTS OF THE BATTALION FROM LINE.

No. XVII.—*When the Battalion in Line retires in open Column of Divisions to either flank along the rear.*

(F. E. III., SEC. 20, p. 143.)

[This movement may also be done by Subdivisions (or Sections).]

THE  
BATTALION WILL  
MOVE IN  
COLUMN OF  
DIVISIONS FROM  
THE RIGHT  
ALONG THE REAR.

CAPTAINS.

*On the Caution :*

The Captain of the Right Flank Division gives "*Left face : Left wheel : Q. March,*" and when three paces in rear of the Line, "*Front turn :*" and leads on, remaining on the inner (the right) flank.

Each of the other Captains in succession gives his Division "*Left face,*" when that which is to precede it in Column gets "*Front turn :*" and gives "*Left wheel : Quick march,*" when that Division is within three paces of his own left flank. When three paces in rear of the Line, he gives "*Front turn,*" and leads on.

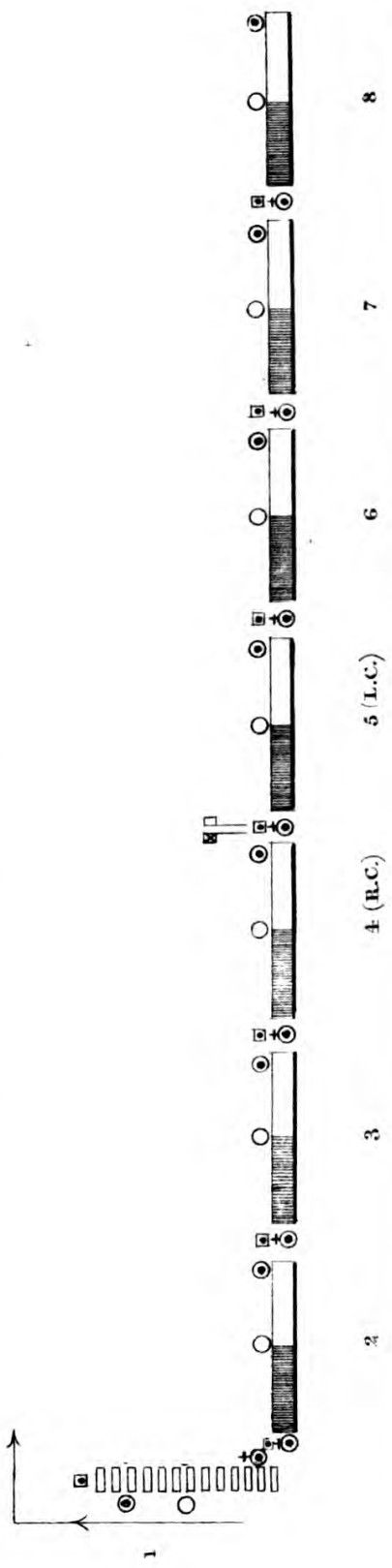
[The Covering Serjeants lead the Divisions while filing into Column: the Captains remain on the inner flanks. If the movement is from the *Left*, the Captain's word will of course be "*Right face : Right wheel : Q. March.*"]

*Note.*—Captains do not change flanks unless ordered.

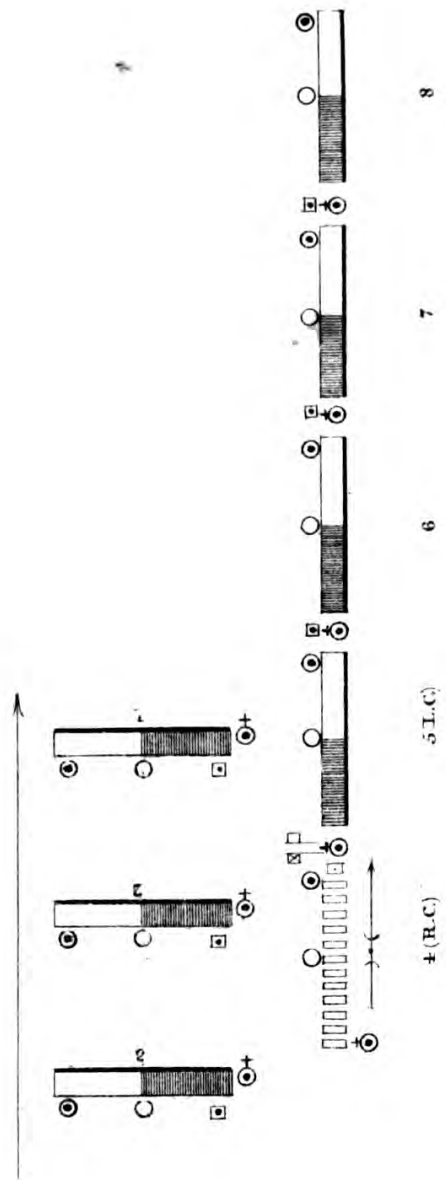



PART 2. BATTALION DRILL N<sup>o</sup> XVII The Batt<sup>n</sup> retiring from the Right along the Rear.

I. When N<sup>o</sup> 1 has received "Left wheel" and is filing into Column.



II. When 1, 2, 3 have filed into column, and the Captain of 4 has just given "To the left face."





## SUBALTERNS.

The Subalterns face and wheel into Column with those files which they covered in Line, marching in rear of them when "*Front turn*" is given.

---

**THE COLOURS:** file into Column as a Division, and on getting the word "*Front turn*," follow in rear of the reverse flank of the **Right Centre Division**. If "**CHANGE YOUR FLANKS**" is given, the Colours get "*Left half turn: double!*" and on reaching the pivot flank, "*Front turn: quick.*"

*N.B.*—If "**LINE TO THE RIGHT ON THE LEADING DIVISION**" is given, the Captain of that Division will give "*Left shoulders forward: forward,*" and after advancing three paces, "*Halt: dress.*" The remainder bring shoulders forward into Line.

For Covering Serjeants, see p. 133.

---

## PART II.—BATTALION DRILL.

### SEC. II.—MOVEMENTS OF THE BATTALION FROM LINE.

No. XVIII.—*When the Battalion halted in Line changes front to rear on the centre.*

(F. E. III., SEC. 23, p. 153.)

[In this movement, each Right Wing Division passes on the left or outward flank of the corresponding Division of the Left Wing. Thus: Nos. 1 and 8 pass each other by the left, and outside Nos. 2 and 7: and so on to the Centre.]

CHANGE FRONT  
TO REAR ON  
THE CENTRE.

FOURS  
OUTWARDS.

RIGHT AND  
LEFT COUN-  
TERMARCH.  
Q. MARCH.

CAPTAINS.

<sup>(1)</sup> *On the Caution:*

Captains of Left Wing Divisions shift to their left flanks. The Captains of the 2 Centre Divisions face them outwards: the Right Centre Captain giving "*Right face*," the Left Centre Captain "*Left face*."

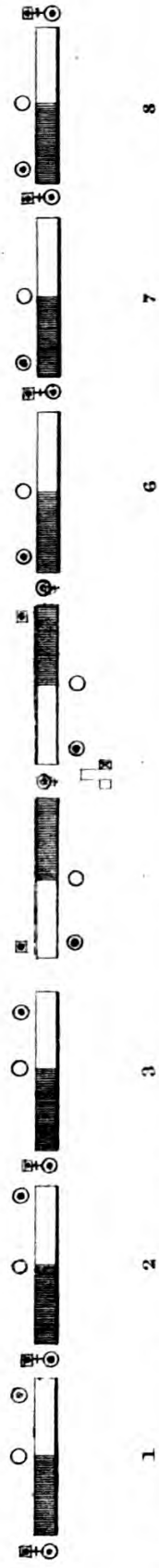
They then both give "*Right Countermarch: Q. March*" (see Note), and passing each other by the left, conduct their leading files till they reach the Centre Serjeant at the point of appui.

At this point they halt in their own persons, and allow their Divisions to move on till the rear files reach them. They then give "*Halt, front: dress up — Eyes front*," and fall in. Dressing will be from the Centre.

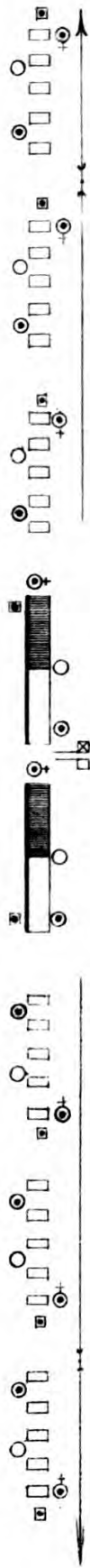
PART 2. BATTALION DRILL N<sup>o</sup> XVIII. When the Batt<sup>n</sup> halted in Line changes front to the rear on the centre.

I. After the Caution: 4 & 5 having countermarched. (CUT) 4

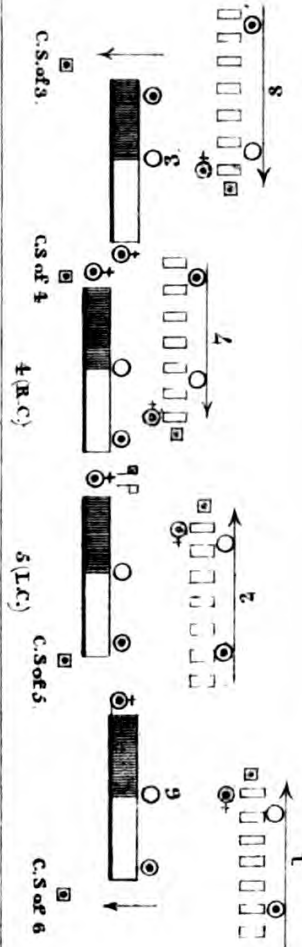
(CUT) 4



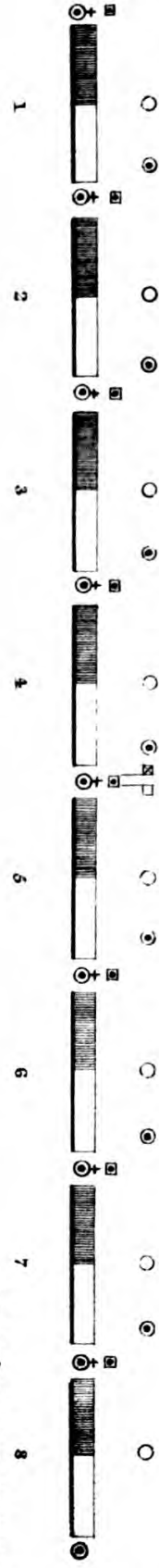
II. After the word "FOURS OUTWARDS."



III. When 3 and 6 have got the word "front turn" and are moving up into Line.



IV. The movement completed.





(2) *On the command "Q. MARCH:"*

The Right Wing Divisions countermarch to the left: the Left Wing Divisions to the right.

Each Captain marches on the pivot (or inward) flank of his leading four, till he reaches the outer flank of the Division which has preceded him into Line. He there halts in his own person till his Division clears him, and is opposite to its new front: and then gives "*Front turn,*" advancing with it on its inward flank.

When within one pace of the Line, he gives "*Halt: dress up — Eyes front,*" and falls in.

---

**THE COLOURS: On the Caution: the Colours get "Right face: Left Countermarch: Q. March." "Halt, front: dress." They dress on the Centre Serjeant who steps to the new front.**

*Note.*—The manner in which the 2 Centre Divisions are here directed to Countermarch, is in accordance with SEC. 23, Part III., of the "Field Exercise:" but is at variance with the rule laid down for Countermarching by Files, in SEC. 13, of Part II.

For Covering Serjeants, *see* p. 134.

PART II.—BATTALION DRILL.

SEC. II.—MOVEMENTS OF THE BATTALION  
FROM LINE.

No. XIX.—*Formation of close or  $\frac{1}{4}$  distance Column  
from Line.*

(F. E. III., SEC. 30, p. 163.)

*Note.*—In all formations of Column from Line, all the Divisions that will have to move, face in the direction of the named Division, and disengage to the front or rear as may be necessary.

Close Column must necessarily be formed by files. Quarter-distance Column may be formed either by files, fours, or Sections: but is usually formed by *fours*.

FORM CLOSE  
(OR  $\frac{1}{4}$  DISTANCE)  
COLUMN  
ON NO. I.  
RIGHT IN FRONT.

REMAINING  
DIVISIONS  
RIGHT FACE  
[FOURS RIGHT.]

Q. MARCH.

(A.) *Column in front or rear of the Right flank  
Division.*

CAPTAINS.

*On the Caution:*

The Captain of the Right Flank Division, if Right is to be in front, shifts, *by the front*, to the left flank.

If Left is to be in front, he stands fast.

*On the command "RIGHT FACE:"*

All the Captains (except the Captain of the leading Division,) face to the right, disengage to the left, and place themselves on the left of their leading file (or four).

*On the command "Q. MARCH:"*

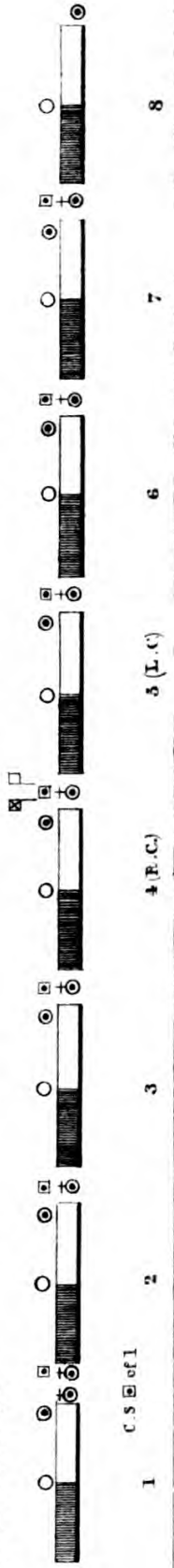
Each Captain conducts his leading file (or four) to his Covering Serjeant, and there halts in his own person until the rear file (or four) reaches him. He then gives "*Halt, front: dress,*" and replaces the Serjeant.



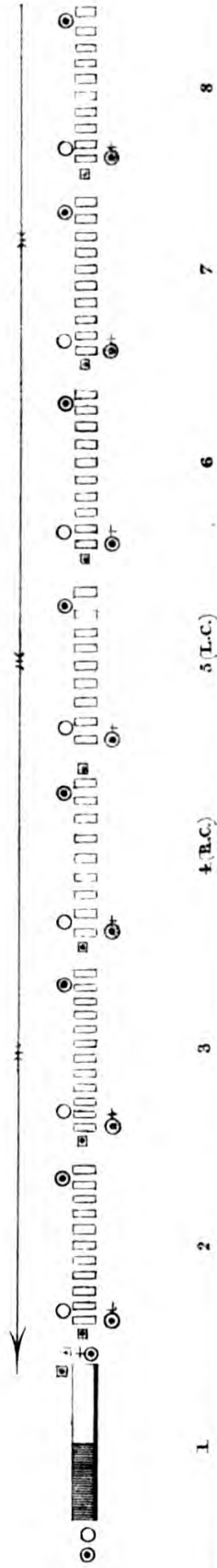
PART 2. BATTALION DRILL. N<sup>o</sup> XLX.

When a Batt<sup>n</sup> from Line forms close column in Rear of the Right Flank Division  
(Right to be in front.)

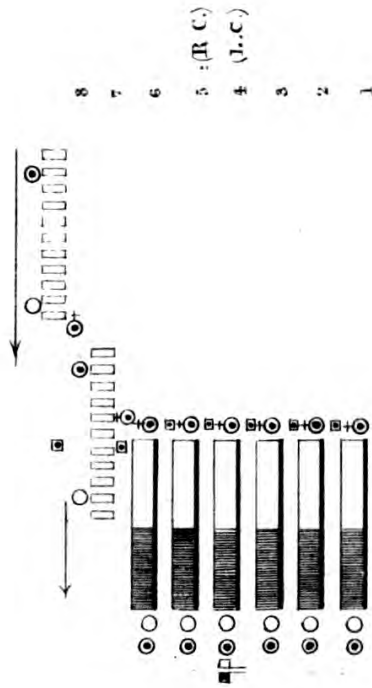
I. After the Caution




II After the word 'REMARKS: RIGHT FACE.'



III. When all the Divisions but 2 have filed into column.





1

2

3

The Captain acts as above that he will at the 1st wheel "forward" at to both Subdivisions.

The other the Captain of their outward "Q. March," is to follow in flank. They of the Right as they belong.

The Captain gives the 2nd "face" as so them begin "Q. March" word "Forward".

After the proper left.

#### SUBALTERNES.

The outward Divisions he by the Captain command above explained.

The Junior 2nd file from Subdivision

## SUBALTERNS.

*On the command " Q. MARCH :"*

If the Column is to be a *close* one, the Subalterns move to the reverse flanks of their Division and align themselves with the front rank. If the Column is to be at  $\frac{1}{4}$  distance, they will move to the rear of the Sections they cover in Column.

**THE COLOURS.**—If the column is to be a close one, Right in front, the Colours lead the Left Centre Division: if Left is to be in front, they follow the Right Centre Division.

FORM CLOSE  
(OR  $\frac{1}{4}$  DISTANCE)  
COLUMN  
RIGHT (OR LEFT)  
IN FRONT.

REMAINING  
DIVISIONS  
INWARDS  
(OR LEFT)  
FACE.  
[FOURS INWARDS  
OR LEFT.]

Q. MARCH.

(B.) *Column in front or rear of a central or the Left flank Division.*

The Captain and Subalterns of the named Division act precisely as those of the named Division in (A). The Captains of all the Divisions *on the Right* of the one named change flanks on the caution. Each, when his *leading* file (or four) reaches his Covering Serjeant, gives "*Halt, front: dress,*" and replaces the Serjeant. The other Captains act as in (A).

**THE COLOURS.**—(1) If the column is to be a close one, and the formation is on the Right Centre Division left in front, or on the Left Centre Division right in front, the Colours stand fast during the whole formation.

(2) If the formation is on any Right Wing Division, right in front, the Colours lead the Left Centre Division: if on any Right Wing (other than the Right Centre) Division, left in front, they follow the Right Centre Division.

(3) If the formation is on any Left Wing Division, Left in front, the Colours lead the Right Centre Division.

(4) If the formation is on any Left Wing (except the Left Centre) Division Right in front, the Colours follow the Left Centre Division.—(See Note to Colours, p. 87.)

FORM CLOSE  
(OR  $\frac{1}{2}$  DISTANCE)  
COLUMN —  
IN FRONT  
ON — DIVISION  
FACING  
TO THE REAR.

REMAINING  
DIVISIONS  
OUTWARDS  
FACE.  
[FOURS OUTWARDS.]

RIGHT AND  
LEFT  
COUNTER-  
MARCH.  
Q. MARCH.

(C.) *Column on any named Division facing to the rear.*

#### CAPTAINS.

(1) *On the Caution :*

If *Right* is to be in front, the Captain of the named Division gives "*Left face : Right countermarch : Q. March ;*" and when the leading file (or four) reaches the Covering Serjeant, "*Halt, front : dress,*" and falls in.

If *Left* is to be in front, he will give "*Right face : Left countermarch,*" &c., and proceed as above.

(2) The other Captains shift to their *Left* flanks, and the formation proceeds as in (A).

#### SUBALTERNS.

(a) If the Column is to be a close one, the Subalterns of the named Division face to that which will be the reverse flank of their Division in Column : and march on and align themselves with that flank, while their Division is countermarching.

(b) If the Column is to be at  $\frac{1}{4}$  distance : Subalterns face and countermarch with their Divisions.

[The named Division will invariably countermarch by *Files*, by command of its own leader, so as to lead to its new pivot. If the Column is to be formed *Left* in front, the named Division will face to the right and countermarch to the left, so that the future pivot flank may lead during the countermarch.]

**THE COLOURS.**—(1) **If the formation is on the Right Centre Division, Left in front; or on the Left Centre, Left in front, the Colours face and countermarch with the named Division.** (2) **If the formation is on any Right Wing Division, Right in front, they follow the Left Centre Division.**

(3) If the formation is on any Left Wing Division, Left in front, they follow the Right Centre Division.—(See Note.)

(4) If the column is formed Left in front on any Right Wing (except the Right Centre) Division, they lead the Right Centre Division.—(See Note.)

(5) If the column is formed Right in front, on any Left Wing (other than the Left Centre) Division, they lead the Left Centre Division.—(See Note.)

**Note to Colours (A), (B), and (C).—The Colours halt, front, and dress in column with the Division they lead or follow, by the command (not of the Queen's Colour but) of that Division's leader.**

**If the Column is to be formed at any other than close distance, the Colours march into column as a Division.**

---

OPEN COLUMN may be formed from Line by the wheel of Divisions, either backward or forward (as in No. IV.) It may also be formed in the manner described above for close and  $\frac{1}{4}$  distance Column: each Captain (except of the named Division) leading on the Coverer of the *preceding* Division, and giving "*Halt, front: dress up.*" THE COLOURS march into Column with the Left Centre Division. (For "Changing Position by the Open Column," see ¶, p. 89.)

*Note.*—CLOSE COLUMN may be formed from any more open Column *on the march*. The Commander of the leading Division gives "*Halt: dress,*" on the Caution: the other Captains halt their Divisions as they come up. Or, the leading Division may continue its march, and the remainder close at the double, each Captain giving "*Quick,*" as he comes up.

To open out a close or  $\frac{1}{4}$  distance Column to open or  $\frac{1}{2}$  distance, see No. XXIV.

For Covering Serjeants, see p. 134.

## PART II.—BATTALION DRILL.

### SEC. III.—COLUMN MOVEMENTS.

Columns are of “March” or of “Manœuvre.” Divisions in Column cover and dress to the proper pivot flank (*i.e.* to the left when Right is in front, and *vice versâ*): except in Double column of Subdivisions, when (unless otherwise ordered) the *proper* Left is always the directing flank.

A Column is said to be “Right in front” when the Right Division is in front: and to be “Left in front” when the Left Division is in front.

[In Brigade, “Contiguous Columns” are Columns in Line, with intervals of six paces between Battalions.]

#### (1) *Open Column.*

In open Column the space between Divisions = that occupied by a Division. A Battalion in open Column occupies the same extent of ground as when in Line, minus the front of its leading Division. (For “Changing Position by Open Column,” see next page).

The term *Half distance Column* explains itself.

(F. E., p. 89.)

#### (2) *Quarter distance Column.*

In  $\frac{1}{4}$  distance Column the space between Divisions = that occupied by the *flank* sections. A  $\frac{1}{4}$  distance Column moves upon a space  $\frac{3}{4}$  less than an open Column. It is formed either by



closing from open distance, or by the march of Divisions to a flank from Line: and is capable of most of the formations of open Column, and of all those of close Column.

(F. E. III., pp. 102-105.)

(3) *Close Column.*

When close Columns are formed, the Divisions are two paces distant, measuring from the heels of the rear rank to the heels of the front rank.

(Inf. Manual, p. 91.)

(4) *Double Columns* (in which all advances from the centre are made) are formed on the 2 centre Subdivisions of the Battalion.

*Note.*—In all cases of moving off in Column from Line, the leading Division steps short till the next Division begins its 2nd wheel. The Officer who commands the leading Division of a Column must move upon an object without regarding his men, and must keep *inside* the distant points: all Officers leading Divisions in rear must keep their distance from the Division in their front, covering the pivots in their own persons.

---

¶ *Of changing position by the Open Column.*

- (1) When a Battalion in Line is to change position by the open Column, an open column is formed on any named Division (as in No. XIX.), Right or Left in front according to the flank to which the position is to be changed.

The Column is then wheeled into Line, either as explained in No. VII; or by each Division, independently, wheeling when it reaches its Covering Serjeant.

If the new Line is to be formed (not at a right angle, but) obliquely to the old Line, the named Division will be wheeled backward

on its future pivot flank, till it is perpendicular to the new Line : the other Divisions, having faced toward the named one, will file into the new alignment.

[To change position to the *Right*, open Column is formed in front of the right Division: to change position to the *Left*, it will be formed in front of the left Division. In the former case the left, in the latter case the right, is "thrown forward."]

(F. E. III., SEC. 24, p. 154.)

- (2) If the change of position is *on a distant point* : the open Column is marched up to where its head will rest ; the Captain of the front Division leading on the mounted Officer who is marking the point of entry into the new Line, and each of the other Captains leading on his Covering Serjeant. When the leading Division arrives within wheeling distance of the mounted Officer, the Battalion Commander will give "COLUMN : HALT. RIGHT (OR LEFT) FACE. Q. MARCH."

Each Division will then form on its Covering Serjeant : the Captain giving "*Front form Company :—Halt : dress.*"

The Column is then wheeled into Line.

If the change of position is *to the Rear* : the Column, having been marched up as above to that point in rear of the Line, where its head is to rest, the Battalion Commander will give "LINE TO THE REVERSE FLANK." The Captain of the leading Division then gives "*Right (or left) shoulders forward,*" and having advanced three paces, gives "*Halt : dress.*" Each of the other Captains in succession, on arriving opposite his own ground, gives the same word. Flanks are shifted if necessary.

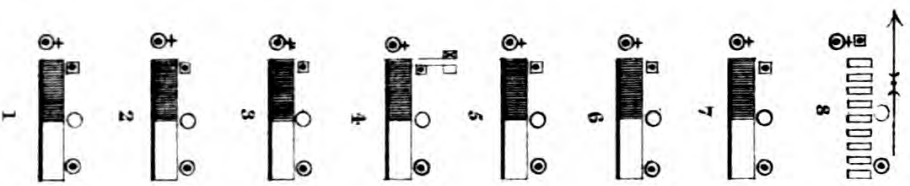
(F. E. III., SECS. 25, 26, pp. 157-8.)

For Covering Serjeants, see p. 135.

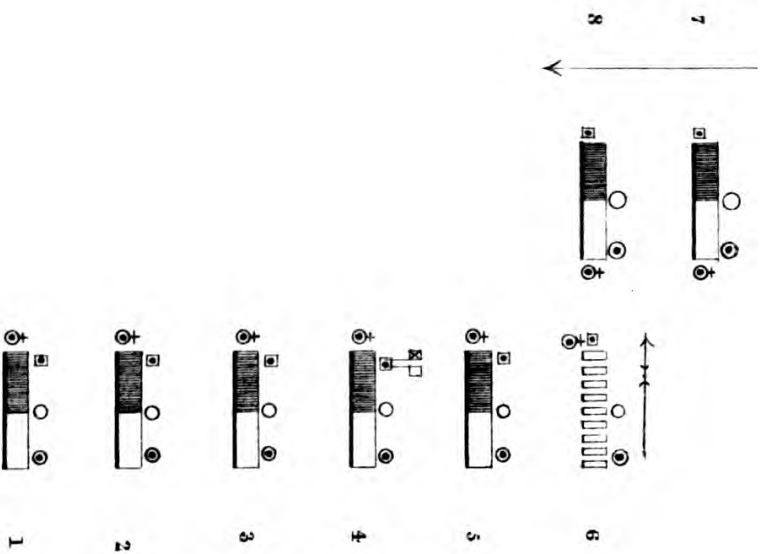


**PART 2. BATTALION DRILL N<sup>o</sup> XX<sup>(1)</sup> When a Batt<sup>y</sup> in column brings its rear Division to the front.**

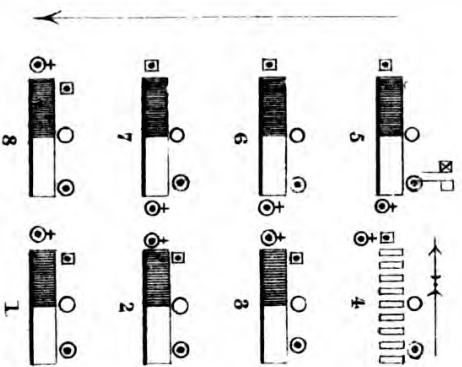
*I. After the Caution.*



*II. When 8 and 7 have filed into the new column and N<sup>o</sup> 6 has faced.*



*III. When 8, 7, 6 and 5 have filed into the new column and 4 is just going to get the word, "Quick march."*



## PART II.—BATTALION DRILL.

### SEC. III.—COLUMN MOVEMENTS.

No. XX. <sup>(1)</sup>—*When a Battalion in Column brings its Rear Division to the Front.*

(F. E. III., SEC. 27, p. 159.)

[This may be done from open, close, or  $\frac{1}{4}$  distance Column.]

BY SUCCESSIVE  
DIVISIONS,  
REAR WING TO  
THE FRONT.

CAPTAINS.

*On the Caution :*

The Captains change flanks.

The Captain of the Rear Division then gives "*Right face, Q. March :*" and, when his left flank is clear of the right flank of the Column, "*Front turn : by the left,*" and advances with his Division, marching on its inward flank. On arriving in line with the leading Division of the old Column, he shifts to the proper pivot flank.

Each of the other Captains, in succession, gives "*Right Face :*" when the Division which is to precede him gets "*Front turn :*" and gives "*Q. March,*" when that Division is clearing his inner flank. When clear of the old Column, each Captain gives "*Front turn,*" and proceeds as above.

[The Divisions while filing out of the old Column are led by their Covering Serjeants.]

## SUBALTERNS.

*On the Caution:*

The Subalterns change flanks. They will *not* shift, when the Captains shift the second time.

[If the Column is at close,  $\frac{1}{4}$ , or  $\frac{1}{2}$  distance, all the Divisions may be faced at the same time, and then proceed as above, each taking its distance from the preceding one.]

---

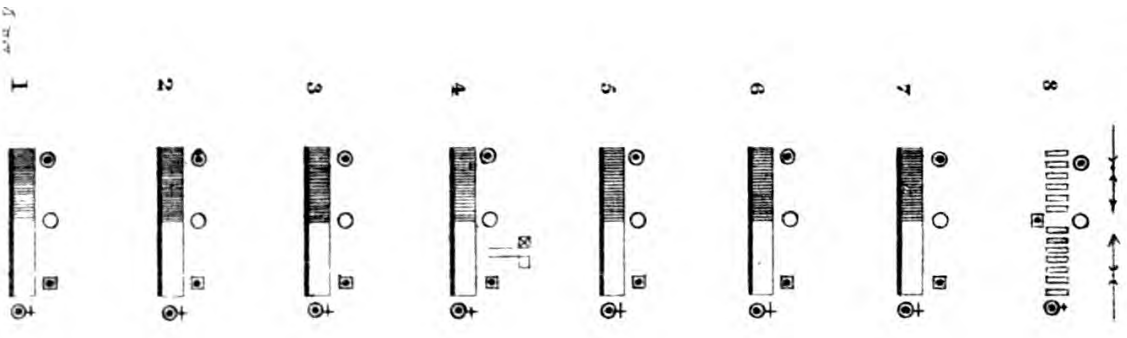
**THE COLOURS:** change flanks on the Caution. They file into the new column as a Division, preceded by the Left Centre Division in rear of which they march till clear of the old column. They then shift to the pivot flank.

For Covering Serjeants, see p. 136.

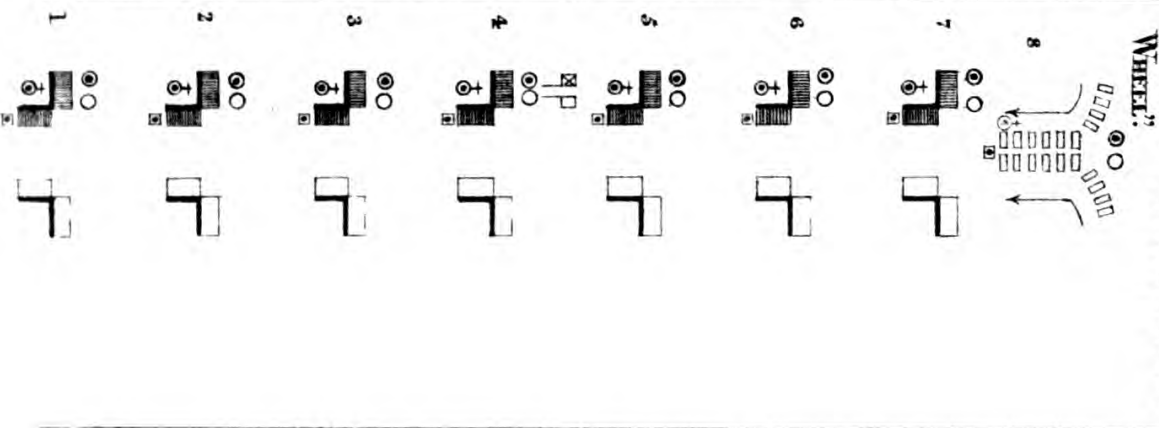
---



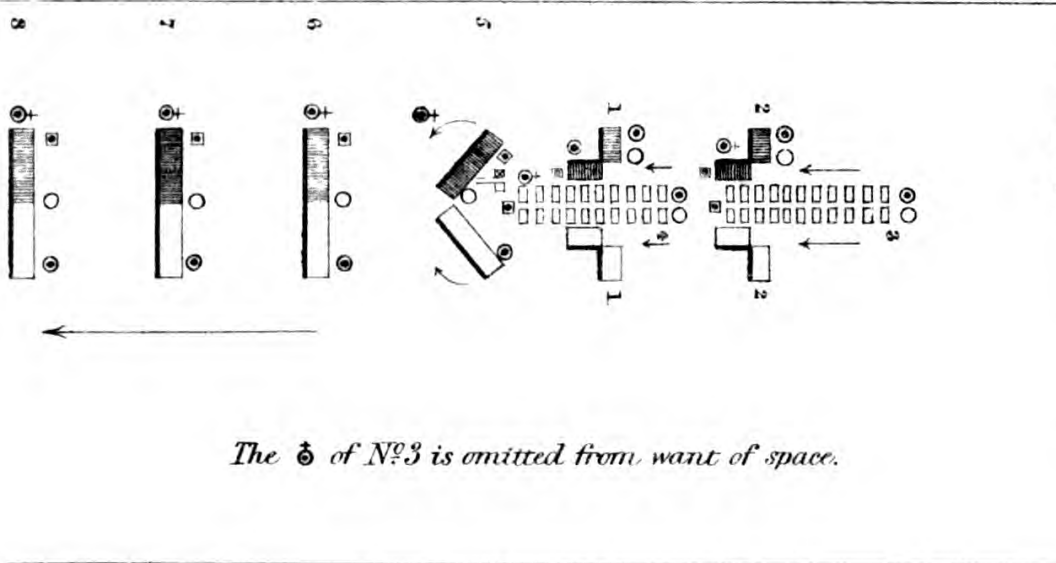
I. After the Caution.



II. After the command "Two CENTRE SECTIONS OUTWARDS WHEEL?"

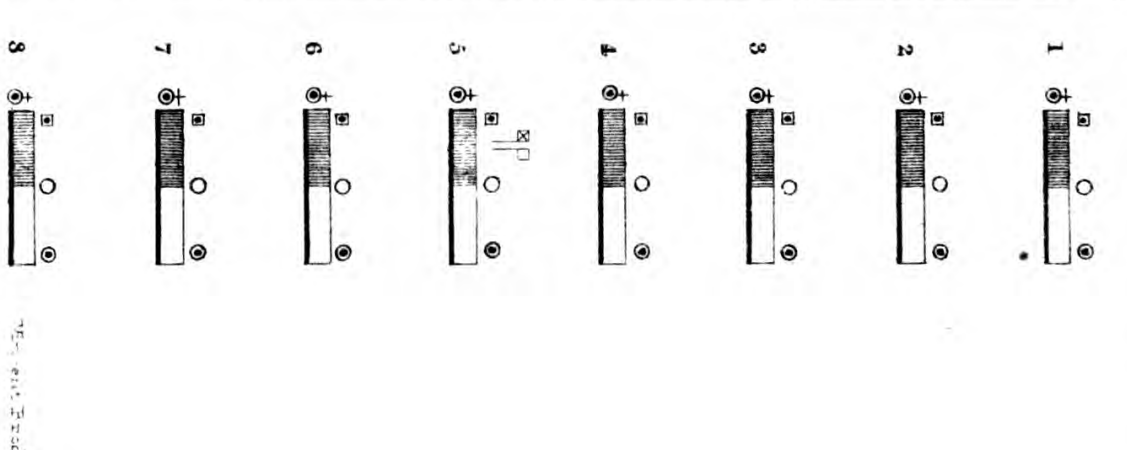


III. When the 3 rear Divisions have filed into the new column and No. 5. has got the word "Front form Company?"



The 5 of No. 3 is omitted from want of space.

IV. The movement completed





## PART II.—BATTALION DRILL.

### SEC. III.—COLUMN MOVEMENTS.

No. XX. <sup>(2)</sup>—*When a Column brings its Rear Division to the front on a Road.*

(F. E. III., SEC. 28, p. 160.)

BY DOUBLE FILES CAPTAINS.

FROM THE  
CENTRE: REAR  
WING TO THE  
FRONT.

—  
TWO CENTRE  
SECTIONS:  
OUTWARDS  
WHEEL.  
Q. MARCH.

*On the Caution:*

The commander of the *Rear* Division gives  
“*Inwards face by files from the centre.*”

*At the word “ Q. MARCH : ”*

The two centre Sections of the remaining Divisions wheel outwards: and when they have wheeled square, the Captain of each gives “*Halt, dress.*”

The Captain of the *Rear* Division (without giving any further word of command) advances with it through the space left by the Centre Sections wheeling outwards, till he clears the leading Division of the Column. He then gives “*Front form Company,*” and when Company is formed, “*Forward.*”

Each of the other Captains shifts to the outward flank of the leading file of the Sub-division that will be the pivot one in the new Column (*i.e.* to the right if the left of the Column is to be in front, and *vice versa*): and when the Supernumeraries of the Division

that he is to follow, have passed him, gives "*Inwards face: Q. March.*" When clear of the leading Division, he gives "*Front form Company:*" and when Company is formed, "*Forward.*"

---

#### SUBALTERNS.

The Subalterns march in rear of their Divisions.

---

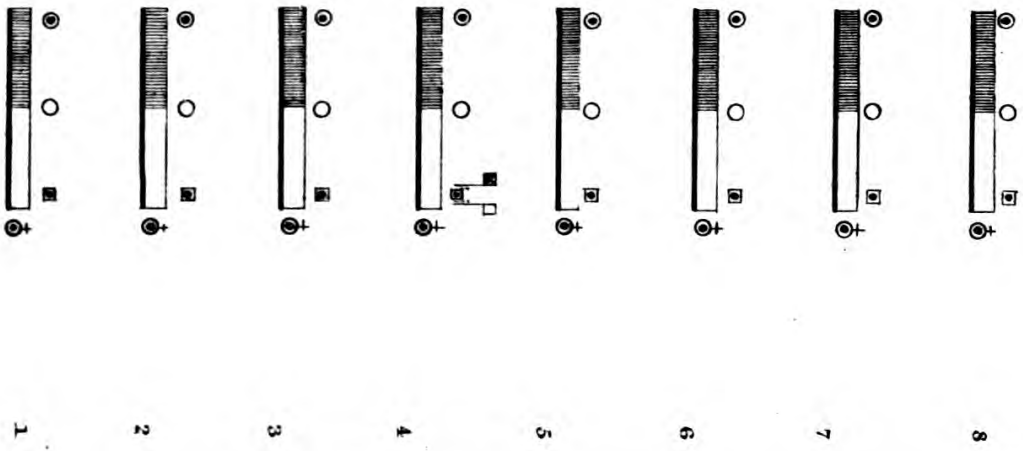
**THE COLOURS** face to the reverse flank when the Division which they are to follow faces inwards: and march in rear of it (in files, Queen's Colour leading) till they clear the leading Division of the old column. They then make a half turn and march to the pivot flank, They will march in rear of the Left Centre Division if the Column was Right in front: in rear of the Right Centre Division if the Column was Left in front.

For Covering Serjeants, see p. 136.

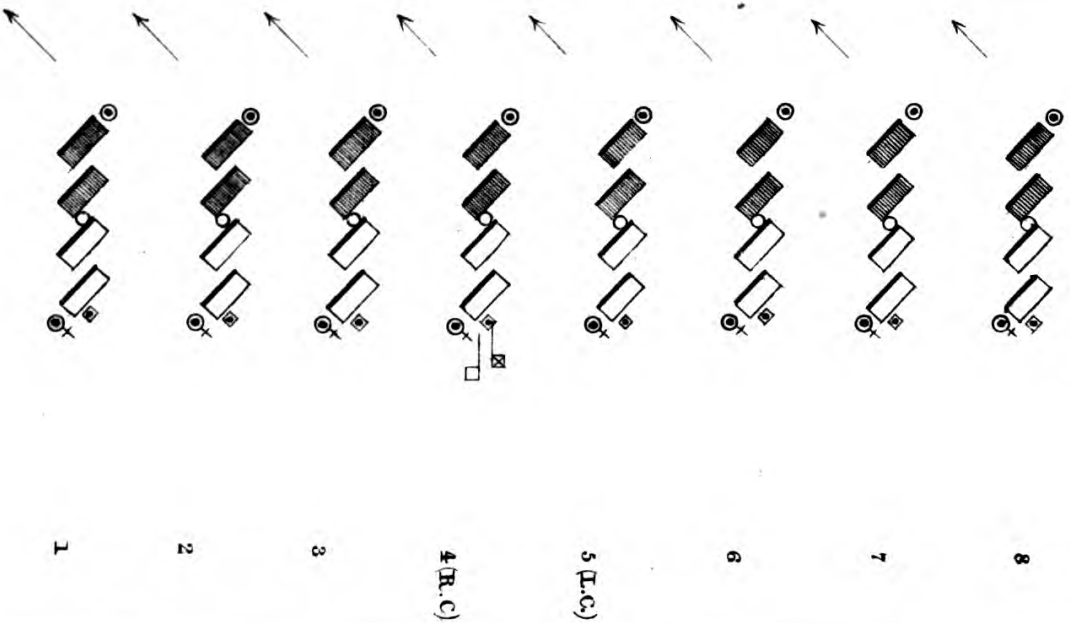
---




III. After the word "REFORM COLUMN"



II. After the word "SECTIONS RIGHT & MARCH"



I. After the Caution.  
(Captains not ordered to change Flanks)

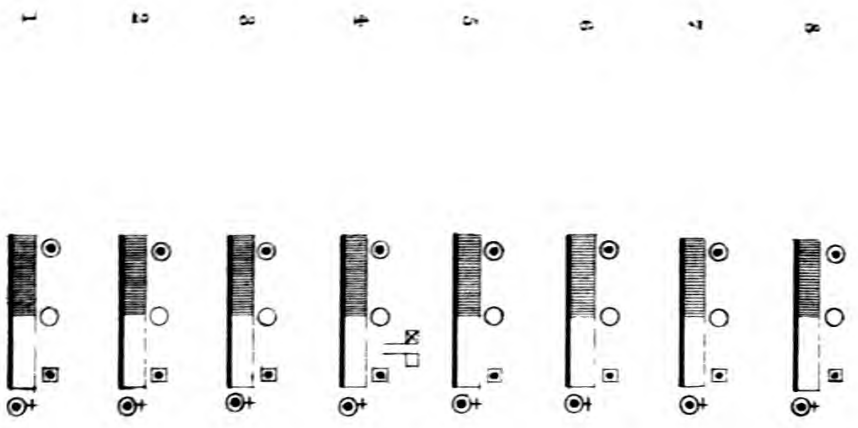




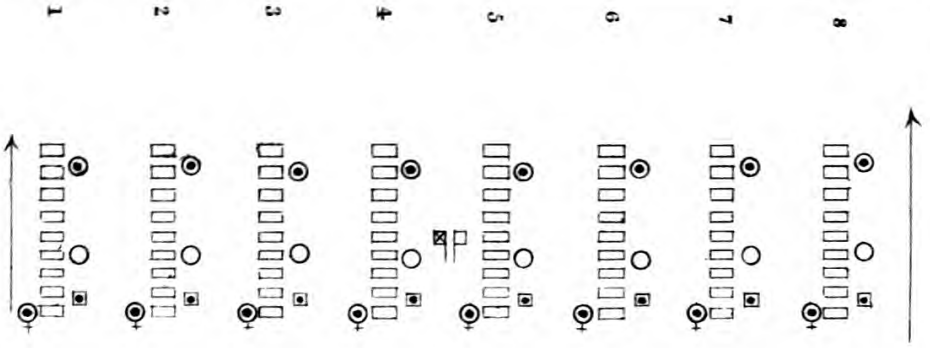
PART 2. BATTALION DRILL. N<sup>o</sup> XXI.

*A  $\frac{1}{2}$  distance Column taking ground to the Right by the Flank.  
march of Divisions in file.*

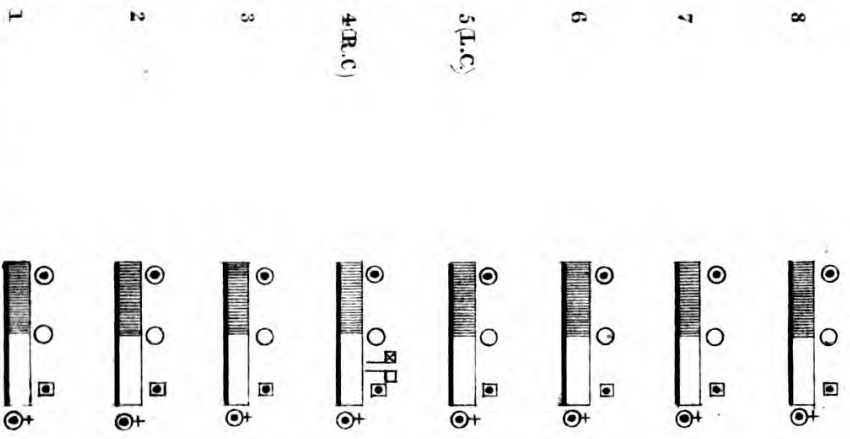
III. After the word "HALT FRONT?"



II. After the word "Q. MARCH"



I. After the Caution.



*Note. The Captains are supposed not to be ordered to change flanks.*

PART II.—BATTALION DRILL.

SEC. III.—COLUMN MOVEMENTS.

No. XXI.—*When a Column at close or  $\frac{1}{4}$  distance takes ground to the Right or Left by the flank march of Divisions in File (or Fours).*

(F. E III., SEC. 31, p. 167.)

COLUMN WILL  
MARCH TO THE  
RIGHT (OR LEFT.)

— FACE  
[FOURS —]

Q. MARCH.

—  
HALT: FRONT.

CAPTAINS.

Captains do *not* change flanks in taking ground to the reverse flank, unless ordered.

[In the case of an *open* Column, they shift, on the Caution, to the leading flank.]

SUBALTERNs.

(Suppose ground is being taken to the reverse flank, and Captains not ordered to change flanks.)


Each Senior Subaltern leads his Division, on its reverse flank: the Senior of the leading Division marching correctly on points perpendicular to his front, and each of the others preserving his covering and distance.

**COLOURS.—Do not change flanks unless ordered.**

[This movement may be done (either from the halt, or on the march) by the *Echelon march of Sections*. The above rule about changing flanks applies. Senior Subalterns will, therefore, lead the reverse Flank Sections if ground is taken to the reverse flank, and “CHANGE YOUR FLANKS” is not given. The Juniors continue in rear of the files they covered in Column. The Colours act as a Section, marching in rear of the 4th Section of the Right Centre Division.]

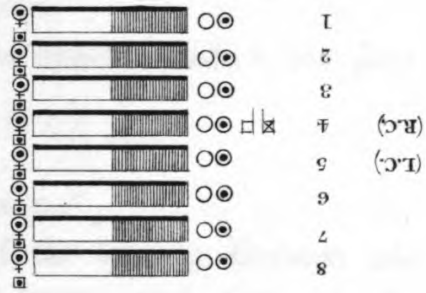
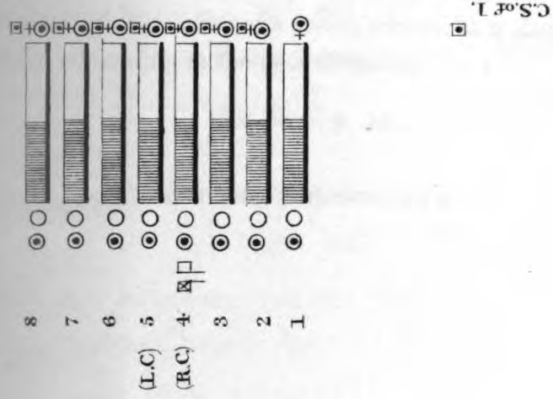
*Note.*—For “an *open* Column taking ground to a flank, and forming square on the centre,” see No. XXXIII.

For Covering Serjeants, see p. 136.





*I. After the Caution.*



## PART II.—BATTALION DRILL.

---

### SEC. III.—COLUMN MOVEMENTS.

---

No. XXII.—*When a Column at close or  $\frac{1}{2}$  distance wheels to the Right or Left.*

(F. E. III., SEC. 33, p. 168.)

(A.) *At close distance from the halt.*

COLUMN RIGHT CAPTAINS.  
(OR LEFT) WHEEL.

Q. MARCH.

HALT.

(<sup>1</sup>) *On the Caution* (if the wheel is made to the pivot flank) :

The Captain of the leading Division becomes the pivot, and faces to the left.

All the other Captains make a half face to the right.

(<sup>2</sup>) *On the command* " Q. MARCH : "

All the Captains (except of the leading Division) step off, each circling round and covering the Captain in front of him.

When " HALT, " or " FORWARD " is given, the Captains who made the half turn, face (or turn) to their front.

---

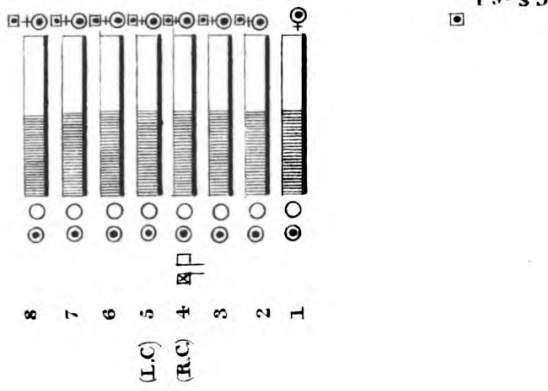
SUBALTERNS.

If the wheel is made to the reverse flank, the Senior Subaltern of the leading Division becomes the pivot, and faces to the new direction.

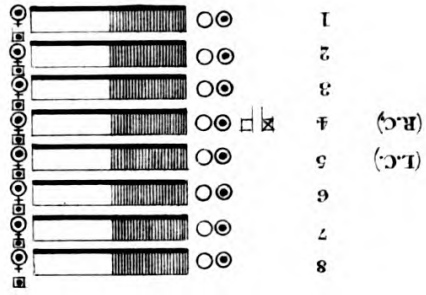
PART 2. BATTALION DRILL. N<sup>o</sup> XXII.

When a close column halted wheels to the left.

I. After the Caution.



II. The wheel completed.





Each Division in wheeling is directed by the *wheeling* flank.

[If the wheel is made *on the march*, each Division (except the leading Division, which will wheel at a shortened pace) makes a half turn to the wheeling flank.]

(B.) *At*  $\frac{1}{4}$  *distance*, from the halt.

CAPTAINS.

*At the Caution* (if the wheel is made to the *pivot* flank):

As in (A.)

*At the word* "Q. MARCH:"

The Captain of the leading Division advances with it six paces, and then wheels, stepping short, to the ordered flank.

N.B.—If the wheel is made *on the march*, the leading Division, instead of advancing six paces, wheels at a shortened pace, gradually advancing in the new direction.

See Note, p. 14.

For Covering Serjeants, see p. 136.

## PART II.—BATTALION DRILL.

### SEC. III.—COLUMN MOVEMENTS.

No. XXIII.—*When a Column, at close or  $\frac{1}{4}$  distance halted, changes front to the rear by the wheel and countermarch of Subdivisions round the centre.*

(F. E. III., SEC. 34, p. 171.)

[All countermarches necessarily change the pivot flanks of Columns.]

COUNTER MARCH CAPTAINS AND SUBALTERNES.  
BY SUBDIVISIONS

ROUND THE  
CENTRE.

(Suppose Right in Front.)

RIGHT  
SUBDIVISIONS:  
RIGHT ABOUT  
FACE.  
Q. MARCH.

*At the command "RIGHT ABOUT FACE:"*

The Leaders of Right Subdivisions face about with them.

*At the word "Q. MARCH:"*

The Commander of the leading Subdivision of each Wing gives "*Wheel:*" and advances with it at a shortened pace.

HALT: FRONT:  
DRESS.

The other Subdivisions wheel without any word of command.

[If Left is in front, the *reverse* Subdivisions will receive the command "RIGHT ABOUT FACE."]

An aid from each of the Flank Divisions places himself close in front of the centre of the front and rear Divisions respectively, facing to the pivot flank of the Column, till "FRONT: DRESS," is given.

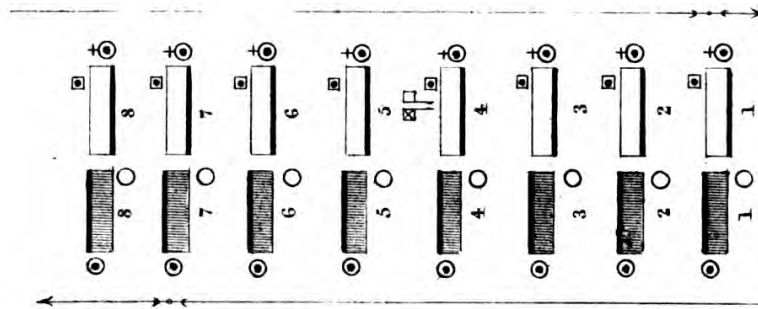
*Note.*—The front of a  $\frac{1}{4}$  distance Column may be changed as above, *on the march*, by the word "RIGHT (OR LEFT) ABOUT TURN" being given to the reverse Subdivisions, then "FRONT TURN: FORWARD," to the whole.

For Covering Serjeants, see p. 136.

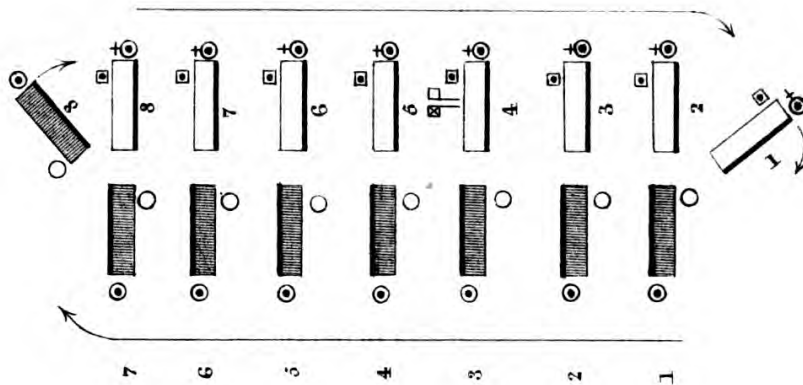
PART 2. BATTALION DRILL, N<sup>o</sup> XXIII

*A 1/4 dist. column (right in front) changing front to the rear by the wheel & counter-march of subdivisions round the centre.*

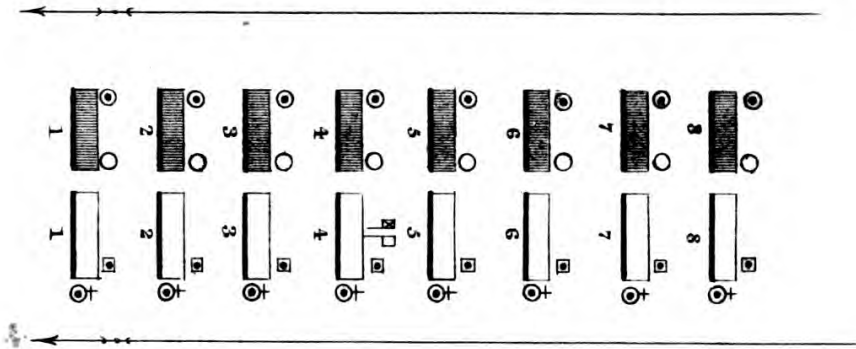
I. After the Command "RIGHT SUBDIVISIONS RIGHT ABOUTFACE."



II. The Counter-march commencing.



III. The movement completed.







## PART II.—BATTALION DRILL.

### SEC. III.—COLUMN MOVEMENTS.

No. XXIV.—*When a Column at close or  $\frac{1}{4}$  distance opens out to wheeling distance from the rear or front.*

(F. E. III., SEC. 35, p. 173.)

OPEN TO  
WHEELING  
DISTANCE FROM  
THE REAR.

(A.) *Opening out from the Rear (on the March).*

CAPTAINS.

*On the Caution :*

The Captain of the Rear Division instantly gives "*Halt, dress*" to his own Division. He then calls out the number of the Division in his front, as a caution, and when it has got to wheeling distance gives it the word "*Halt :*" its own Captain giving "*Dress.*"

The other Captains in succession give their own Divisions "*Dress,*" as soon as they are halted by the Captain in their rear. Each gives the word "*Halt*" to the Division in front of him, when it has acquired wheeling distance from his own, and looks to his covering.

[To calculate the distance for any number of files, see Introductory Observations (2) p. xi.]

SUBALTERNS.

If a *close* Column is opened from the rear or front, the Subalterns shift from the reverse flank

to their posts in rear, when their respective Divisions get "*Halt (front) dress.*"

---

**THE COLOURS.**—If the Column is a close one, act as the Subalterns.

---

THE COLUMN WILL OPEN FROM THE FRONT.  
 —  
 RIGHT ABOUT FACE.  
 Q. MARCH.

(B.) *Opening from the Front (from the halt).*  
 The Captain of the leading Division stands fast. The other Captains move off with their Divisions, count the number of paces, and give "*Halt, front: dress,*" to their own Divisions when they have taken the required distance.

SUBALTERNS AND COLOURS: *see* (A.)

Open Column may also be formed by the leading Division first marching off: and the remainder following, in succession, at wheeling distance.

*Note.*—When the opening is from a *central* Division, the Divisions in *front* of the one named open out precisely as when the opening is from the rear: those in *rear* of the named Division, as when the opening is from the front.


For Covering Serjeants, *see* p. 137.

---

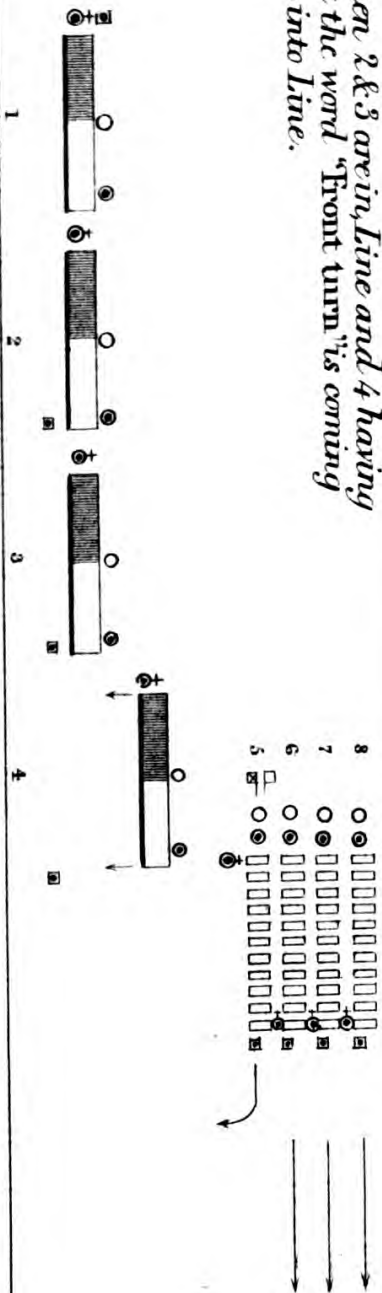


**PART 2. BATTALION DRILL. NO. XXV<sup>(1)</sup> A Batt<sup>n</sup> in close column deploying on the leading Division.**

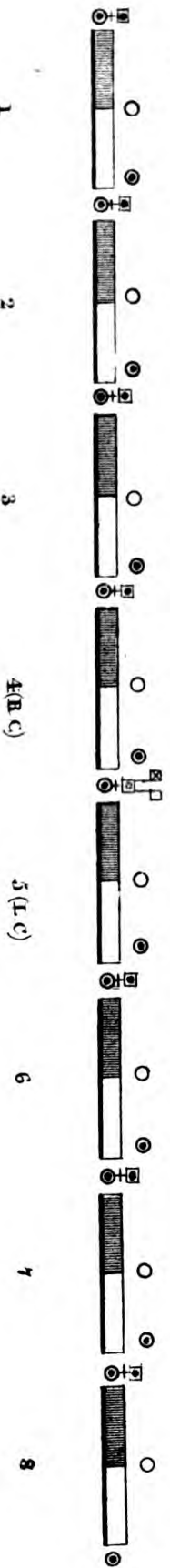
*After the Caution.*



**II. When 2 & 3 are in line and 4 having got the word "Front turn" is coming up into line.**



**III. The line formed.**



## PART II.—BATTALION DRILL.

### SEC. IV.—DEPLOYMENTS.

[Deployments are made from Column either at close or  $\frac{1}{2}$  distance, and *always on the base of the leading Division*. Close Columns must necessarily deploy in File. Columns at any other distance may deploy by files, fours, or Sections, but usually deploy by *Fours*.

When Divisions are brought up in *double* time, they will be halted two full paces : when in *quick* time one pace, in rear of the Line.]

Deploy (*i.e.* to open out) is from the French *déployer*, to display.

SEC. XXV. <sup>(1)</sup>—*When a Battalion in close or  $\frac{1}{2}$  distance Column deploys into Line on the leading Division.*

(F. E. III., SEC. 36, p. 175.)

(Suppose Right in front.)

DEPLOY ON  
THE LEADING  
DIVISION.

REMAINING  
DIVISIONS:  
LEFT FACE.  
[FOURS LEFT.]

Q. MARCH.

CAPTAINS.

*On the Caution :*

The Captain of the leading Division gives "*Right : dress,*" and shifts by the *front* to its right flank. He then dresses his Division, gives "*Eyes front,*" and falls in.

[If the Deployment is to the *Reverse Flank* (*see Note*), all the other Captains shift to their reverse flanks, by the front.]

*At the word " Q. MARCH : "*

The Captain of No. 2 stands fast, and allows his Division, led by the Covering Serjeant, to move on a space equal to its front. He then gives "*Front turn,*" and advances with it, marching on the inner flank,

till within one pace of the Line, when he gives "*Halt : dress. — Eyes front,*" and falls in.

Each of the other Captains in succession, when he hears "*Front turn*" given to the Division in his front, halts till the file (or four) on the right of his Division reaches him. He then gives "*Front turn,*" and advances to form up in Line (as above explained), leading on the inner flank.

*N.B.*—If the Captain of any Division sees that the Captain of the Division in front of him gave "*Front turn*" too late, he should give his own word "*Front turn*" before the right of his Division reaches him: and *vice versâ*. The loss of distance will then be corrected.

---

#### SUBALTERNS.

If the Column is at *close* distance, Subalterns remain on the reverse flanks of their Divisions, and face and deploy with them: falling to their places in rear at the word "*Front turn,*" or "*Halt : front.*"

[If the Deployment is made to the *reverse* flank, the Subalterns will change flanks on the Caution.]

**THE COLOURS.**—If the Deployment is made from **Close Column: the Colours face with and follow the Division on the Reverse flank of which they are posted. If the Close Column deploys to the Reverse Flank, they take two paces to their front, and align themselves with the Division in their front.**

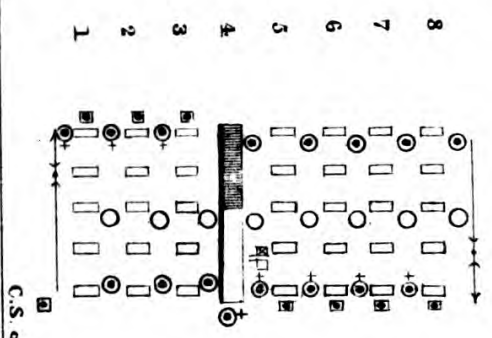
*Note.*—If a Column, right in front, is forced by circumstances to deploy to the Right, the movement proceeds as when a Column left in front deploys: the inverted order of Divisions resulting from it, is not to be taken into consideration. (F. E. III., Sec. 10, p. 107.)

The Caution "**DEPLOY TO THE REVERSE FLANK,**" will be given.

For Covering Serjeants, see p. 137.

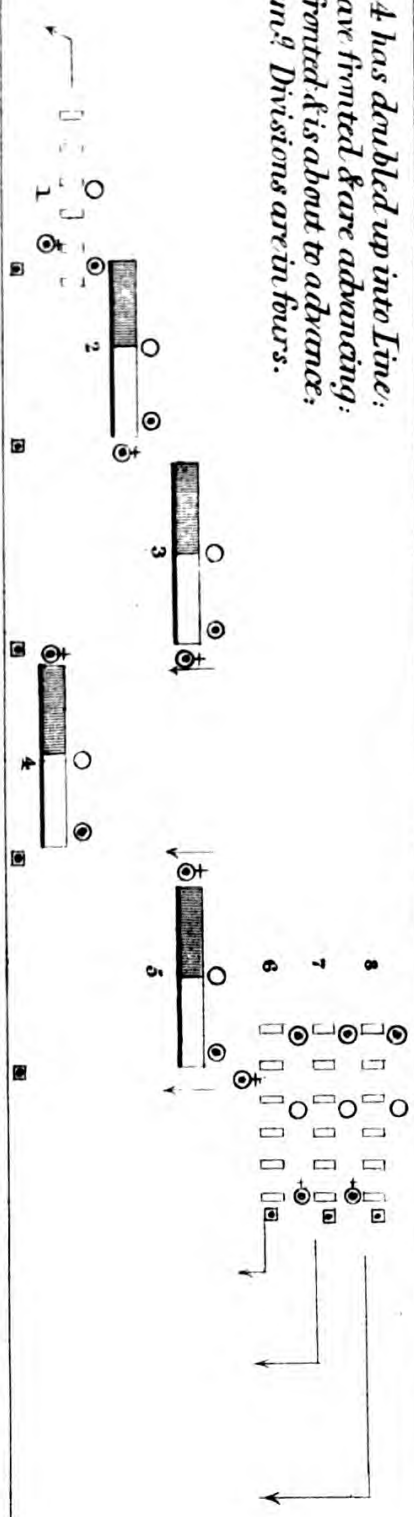


I. After the March.

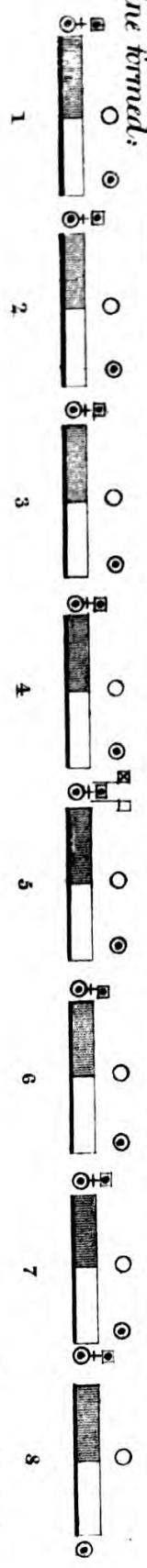


C.S. of 4.

II. When 4 has doubled up into Line:  
 3 & 5 have fronted & are advancing:  
 2 has fronted & is about to advance:  
 & the rear 9 Divisions are in fours.



III. The Line formed.





## PART II.—BATTALION DRILL.

### SEC. IV.—DEPLOYMENTS.

No. XXV. <sup>(2)</sup>—*When the Battalion in Column at close or  $\frac{1}{4}$  distance, deploys into Line on the rear, or any central Division.*

(F. E. III., SEC. 36, p. 175.)

*Note.*—In all deployments on a central or the rear Division, the Company of Formation is moved up to the new alignment in *double* time, as soon as its front is clear. When the deployment is on a central Division, the Divisions in front face to the Right: those in rear to the Left.

(Suppose Right in front.)

DEPLOY ON  
THE —  
DIVISION.

REMAINING  
DIVISIONS:  
RIGHT (OR  
OUTWARDS)  
FACE.  
[FOURS RIGHT OR  
OUTWARDS.]

Q. MARCH.

CAPTAINS.

(1) *On the Caution:*

The Captain of the named Division stands fast. The Captains of all the Divisions in *front* of the one named, change flanks.

[If the Column is ordered to deploy to the *reverse* flank: the Captains of all the Divisions in *rear* of the one named change flanks, placing themselves outside the Supernumeraries.]

(2) *At the word "Q. MARCH:"*

The Captain of the named Division, the moment the front of it is clear, gives "*Double March:*" and, having advanced to within two paces of the Serjeants marking the new alignment, "*Halt: dress up. — Eyes front,*" shifts to the right flank, and falls in.

Each of the other Captains, in front and rear (except the Captain, if any, immediately in rear) of the named Division, will move off with his Division till he hears "*Halt: front,*" given to the Division in his front. He then halts, and having allowed his Division to move on a space equal to its front, gives "*Halt: front.*" As soon as his front is clear, he gives "*Q. March,*" and leads into Line.

The Captain of the Division (if any) immediately in rear of the named one proceeds as the Captain of No. 2 in No. XXV. <sup>(1)</sup>

---

SUBALTERNS AND COLOURS as in No. XXV. <sup>(1)</sup>

For Covering Serjeants, see p. 138.

---

## PART II.—BATTALION DRILL.

---

### SEC. V.—ECHELLON FORMATION.

---

The Direct Echellon is where the Divisions march off successively from a flank at equal distances one from the other: the Oblique Echellon is where the Divisions (whether in Line or Column) are previously wheeled (less than the  $\frac{1}{4}$  circle) into an oblique direction to gain ground to a flank.\* The march in the *direct* Echellon produces new *parallel*, in the *oblique* Echellon new oblique, positions to front or rear.

The inward, or directing, flank in Echellon, is that on which it wheels forward, and opposite to that on which it wheels backward.

All *Changes of front* by Echellon are performed by the forming Divisions wheeling  $\frac{1}{2}$  the angle wheeled by the Division to be formed upon. Line may be formed by Echellon to either flank. Whenever the formation is to the *reverse* flank (thereby inverting the order of the Divisions) the Senior Subalterns of each Division in rear will tell it off from right to left.

If any Division in Echellon should encounter an obstacle on the march it will file round it: the remaining Divisions continuing to preserve their original distance.

If when a Battalion is advancing or retiring in Echellon, the "FORM SQUARE" is sounded, each Division should form a Company Square on its *right* Section.

The term Echellon is from the French *echelon*, a round of a ladder.

## PART II.—BATTALION DRILL.

### SEC. V.—ECHELLON FORMATION.

No. XXVI.—*When the Battalion from Line wheels forward by Divisions to either flank into (Oblique) Echellon.* (F. E. III., SEC. 37, p. 178.)

DIVISIONS:—  
PACES TO THE  
RIGHT (OR LEFT)  
WHEEL.  

---

Q. MARCH.

CAPTAINS.

*On the Caution :*

All the Captains take one pace to their front, to let the Serjeants pass (*see* Covering Serjeants, p. 138): and, if not already there, shift to the named flank of their Divisions.

*On the word "Q. MARCH :"*

Each Captain faces towards his Division, and when his 8th file reaches the Covering Serjeant, gives "*Halt : dress.—Eyes front,*" and falls in on the inward (which will be the directing) flank. (*See Note.*)

**THE COLOURS : Act as a Division : and wheel into Echellon on the Queen's or Regimental Colour, according to the flank on which the Echellon is to be formed.**

*Note.*—The Battalion while advancing in Echellon is guided by the Captain of the leading Division. Each of the other Captains will look over his inward shoulder, and get his distance and cover by the Captain in his front : keeping the distance of the preceding Division from its inward flank.

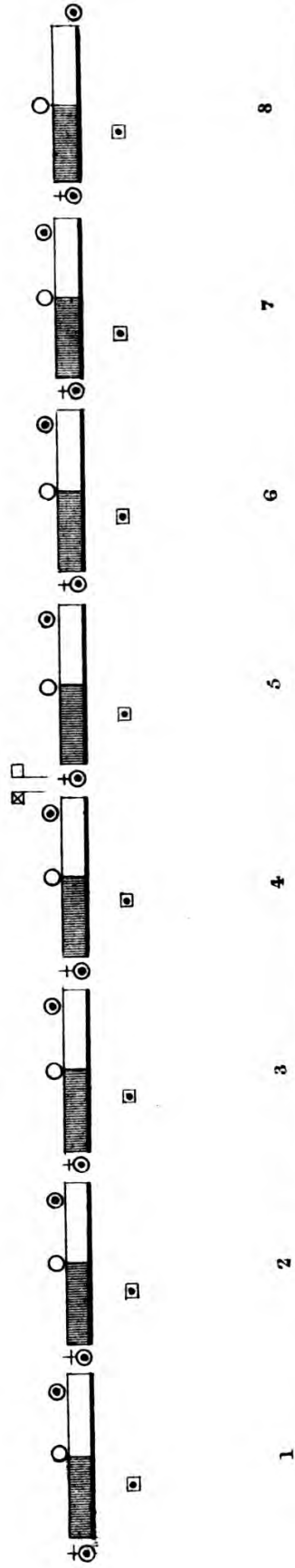
In Echellon, Division leaders are always on that flank which is next to the preceding Division : except only when temporarily in oblique Echellon, in order to take ground to a flank.

(F. E., p. 112.)

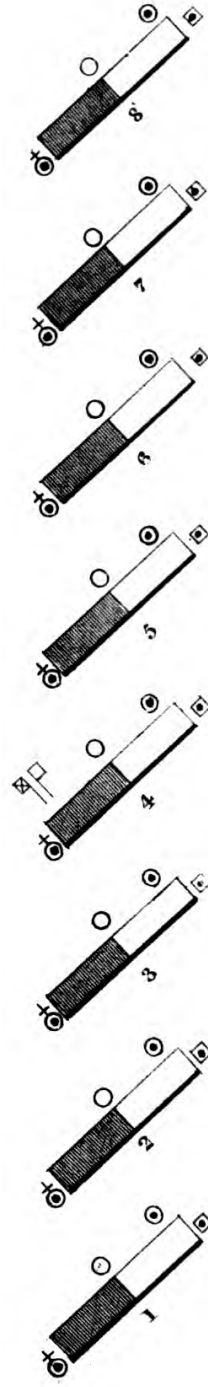
For Covering Serjeants, *see* p. 138.

PART 2. BATTALION DRILL. N<sup>o</sup> XXVI. *The Batt<sup>n</sup> wheels forward by Divisions to the Right, into oblique Echellon.*

*I. After the Caution.*



*II. When the Echellon is formed.*





## PART II.—BATTALION DRILL.

---

### SEC. V.—ECHELLON FORMATION.

---

No. XXVII.—*When the Battalion re-forms Line from Oblique Echellon.*

(F. E. III., SEC. 38, p. 180.)

WHEEL BACK  
INTO LINE.

---

Q. MARCH.

CAPTAINS.

*On the Caution:*

The Captains, should they be on the left flanks, do *not* shift: but take one pace to their front, and face to the Right, to be ready to “*Halt*” their Divisions.

*At the word “Q. MARCH:”*

The Divisions wheel back to the pivot. Each Captain, when his Division has wheeled square, gives “*Halt: dress. — Eyes front,*” and shifts to the Right flank.

If the Echellon be wheeled back into line *in the middle of a change of position*, and Captains are on the Left flanks, they do not shift to their Right flanks, but remain ready to resume the march in Echellon.

---

[If the Line is to be formed obliquely to the old line (suppose in prolongation of the Leading Division as it stands in the Echellon) the remaining Divisions wheel back  $\frac{1}{2}$  the number of paces they originally wheeled forward: and then move and dress up with the Leading Division.]

For Covering Serjeants, *see* p. 138.

PART II.—BATTALION DRILL.

SEC. V.—ECHELLON FORMATION.

No. XXVIII.—*When the Battalion formed in Line changes front on a fixed Flank Division by throwing forward the remainder.*

(F. E. III., SEC. 40, p. 182.)

CHANGE FRONT  
ON — DIVISION  
RIGHT (OR LEFT)  
THROWN FOR-  
WARD.

CAPTAINS.

While the Echellon is being formed: act as in No. XXVI.

*At the 2nd word, "Q. MARCH:"*

— DIVISION  
— PACES,  
REMAINING  
DIVISIONS —  
PACES TO THE  
— WHEEL.  
Q. MARCH.

Each Captain gives "— *shoulders forward,*" and leads his Division into Line as in No. XIII.<sup>(2)</sup>

LINE ON THE  
— DIVISION.  
Q. MARCH.

SUBALTERNs AND COLOURS:

While the Echellon is being formed, act as in No. XXVI.: in coming up into line as in No. XIII.<sup>(2)</sup>

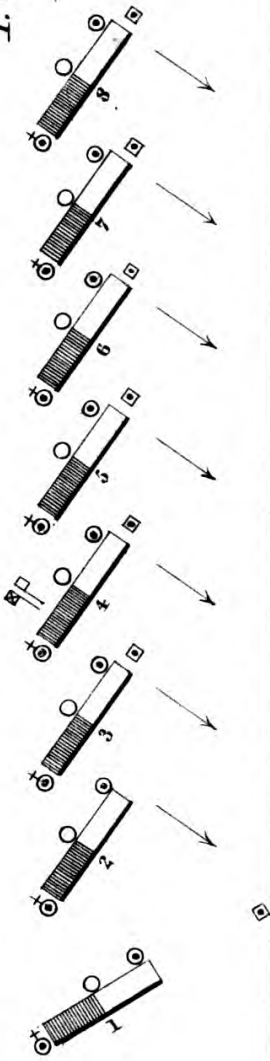
[The Battalion may also change its front by throwing back all the Divisions except the one named: those Divisions getting "RIGHT ABOUT FACE," and then proceeding as above, rear rank in front.]

The Battalion may change its front on a *Central* Division, by advancing one Wing and retiring the other: the Wing that is to be thrown back facing about, and both Wings then wheeling half as many paces as the Central Division had wheeled. The whole then move up in line with the two Central Divisions: the advancing Wing dressing up, the retiring Wing fronting and dressing up.]  
—(Compare PART I., No. x., p. 22.)

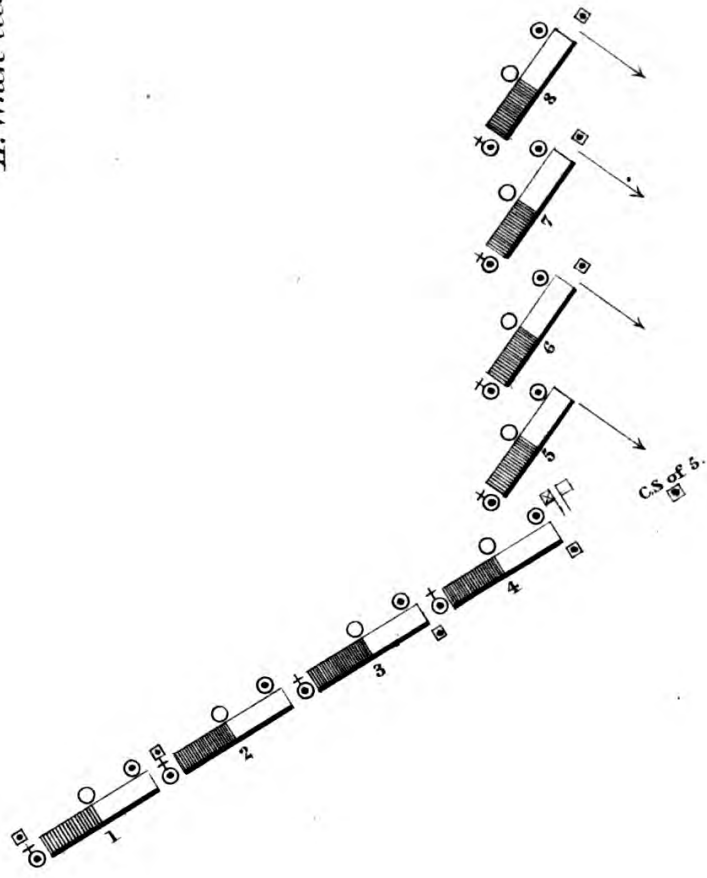
For Covering Serjeants, see p. 139.





I. When the Line has been wheeled into Echelon, and has got the word, "QUICK MARCH".



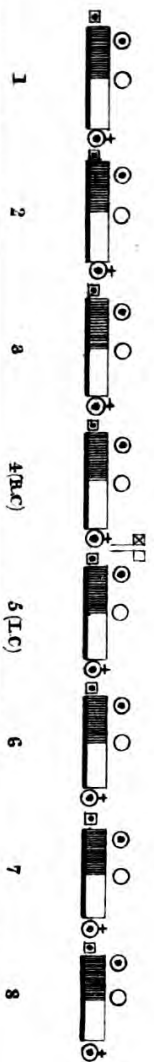
II. When all the Divisions but 4 have come up into the New Line.



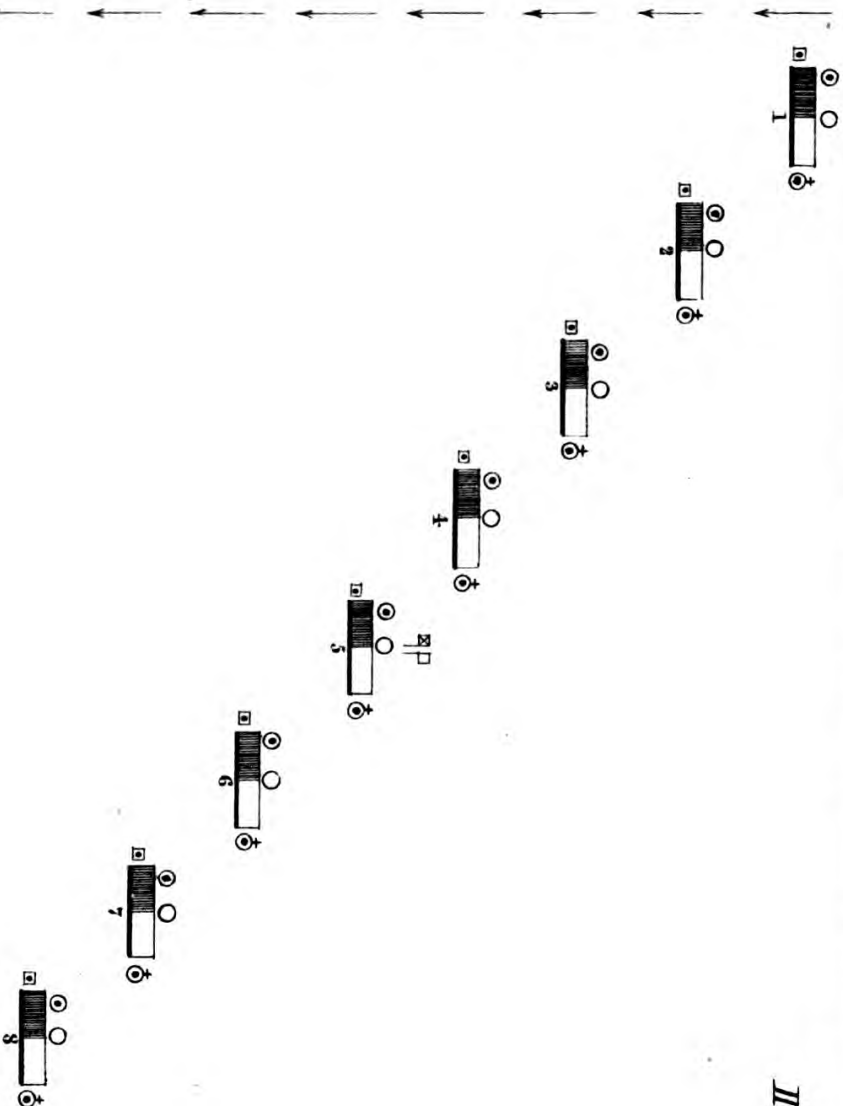




I. After the Caution.



II. In Echelon.



## PART II.—BATTALION DRILL.

### SEC. V.—ECHELLON FORMATION.

No. XXIX.—*When from Line the Divisions of a Battalion move off in Direct Echellon to the Front.*

(F. E. III., SEC. 44, p. 189.)

*Note.*—In Direct Echellon, either from the right or left, the Captain of the leading Division is on its outer flank.

ADVANCE IN  
DIRECT ECHEL-  
LON OF DIVISIONS  
AT — DISTANCE  
FROM THE RIGHT  
(OR LEFT.)

#### CAPTAINS.

##### *On the Caution :*

If the advance is from the *Left*, all the Captains change flanks.

The Captain on that flank from which the advance is to commence gives "*Q. March*," when the Division which will precede him in the Echellon has acquired the named distance : "*Quick*" being given as the men place the left foot, "*March*" as they place the right foot, on the ground.

#### **THE COLOURS.—March in rear of whichever of the two Centre Divisions is in front.**

[If "FORM LINE ON THE LEADING DIVISION" is given, the Captain of that Division gives "*Halt : Dress :*" passes to the right flank, dresses the Division, gives "*Eyes front :*" and falls in. The other Captains in succession lead into Line, giving "*Halt : Dress—Eyes front.*" If Line is formed on any *Central* Division its Captain gives "*Halt : Dress.*" The Captains in the front and rear lead into the alignment : those in front will get the word "*REAR TURN,*" and will have to shift their flanks.

For Covering Serjeants, see p. 139.

## PART II.—BATTALION DRILL.

---

### SEC. V—ECHELLON FORMATION.

---

No. XXX.—*When the Battalion changes Front by Direct Echellon.*

(F. E. III., SEC. 44, p. 189.)

[If Left is in front the wheel will be to the right: and *vice versá*.]

The Echellon is formed as in No. XXIX.

[*Echellon having been formed.*] CAPTAINS.

BY DIVISIONS:  
— SHOULDERS  
FORWARD  
—  
FORWARD.

*At the 2nd word, "FORWARD:"*

The Captains change flanks by the rear: the flanks which were *inward* being now *outward* flanks.

The formation then proceeds as in No. XIII.<sup>(2)</sup>

---

**THE COLOURS:** shift during the wheel to the rear of those Divisions which, before, they preceded.

[If the Echellon (Right in front) is *halted*, and Column formed in rear of the *Leading* Division: the Captain of that Division changes his flank on the Caution. If Column is formed in front of the *Rear* Division, all the Captains change their flanks. But if the Echellon is wheeled into Column, and then the word "FORWARD" given, Captains do not change flanks.]


*Note.*—To form Square from Echellon: the Echellon is simply wheeled back into Column, and Square formed as in No. XXXI.

For Covering Serjeants, see p. 139.

PART 2. BATTALION DRILL N<sup>o</sup> XXX.

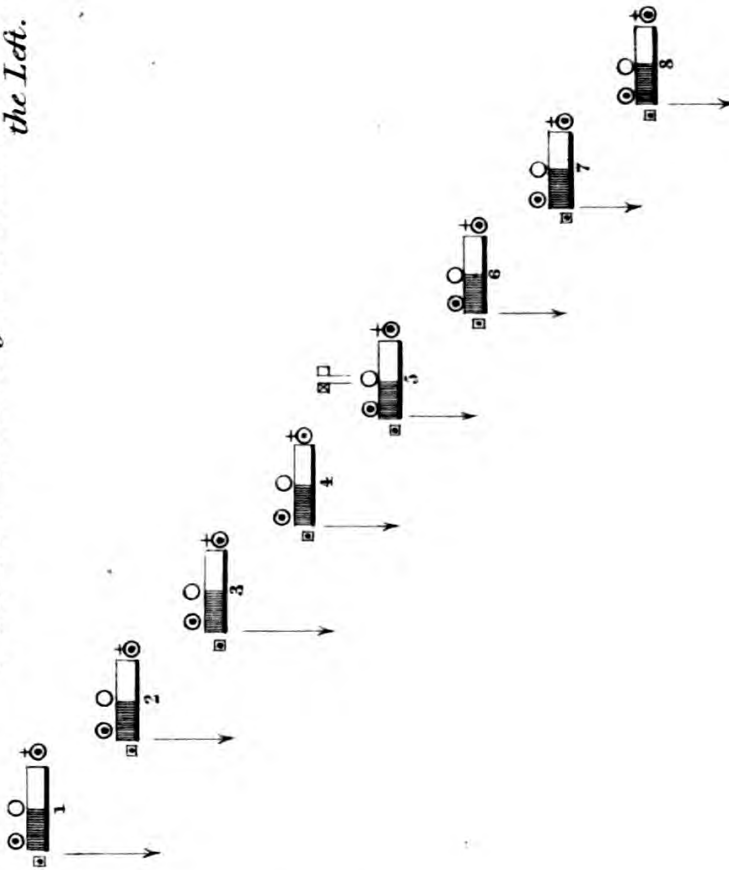
When the Batt<sup>y</sup> changes front by direct Echelon.


II. After the 2<sup>nd</sup> word "FORWARD":



Note. Line can now be formed to the new front, on any Division.

I. The Batt<sup>y</sup> advancing in direct Echelon from the Left.



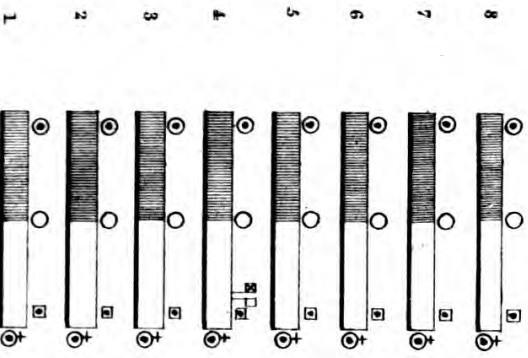




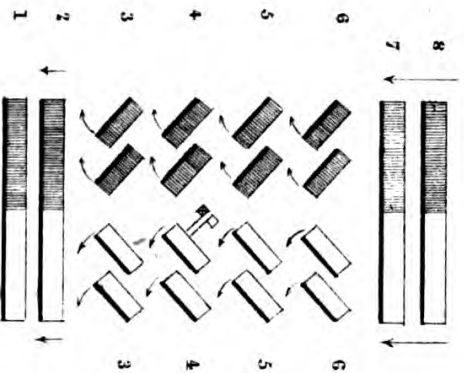


When the Battalion from Line, having formed column, forms square on the leading Division.

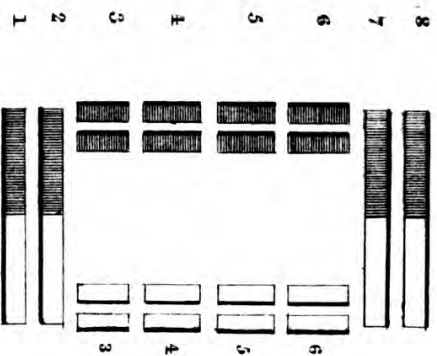
I. When column has been formed.



II. After the command "SECTIONS OUTWARDS?"



III. The Square formed.



Officers are inside the Square in rear of their Sections.

## PART II.—BATTALION DRILL.

### SEC. VI.—SQUARES.

[When it is required to form Square from Line, the Line is usually first broken into Column, either by bringing left shoulders forward by Divisions, or by forming  $\frac{1}{4}$  distance Column on any named Division (as in No. XIX): but Squares can also be formed at once from Line (as in Nos. XXXIV. and XXXVII). To resist Cavalry, Squares are formed four deep: to protect baggage, &c., against Infantry, they may be formed two deep.]

*N.B.*—In forming Square from Column, if the Caution “FORM SQUARE” is given when the Column is at  $\frac{1}{4}$  distance, the word “SECTIONS OUTWARDS” is given to the central Divisions by the *Battalion Commander*: but if the Column is an *open* one, and the Divisions, after the Caution, have to close to  $\frac{1}{4}$  distance (as in No. XXXIII.), the word “*Sections outwards*” is given by the Captains of Central Divisions.

In all Squares the Officers are in the centre, in rear of their own Divisions. The men dress themselves.

No. XXXI. *When the Battalion from Line, having formed  $\frac{1}{4}$  distance Column, forms Square on any named Division.*

(F. E. III., SEC. 21, p. 144.

[For Formation of Column from Line, see No. XIX. *Right* is supposed to be in Front.]

(A.) *Square on the Leading Division:*

COLUMN AT  
 $\frac{1}{4}$  DISTANCE  
ON NO. 1.  
—  
FORM SQUARE  
Q. MARCH.  
—  
SECTIONS  
OUTWARDS.

CAPTAINS.

(1) *On the Caution* “FORM SQUARE:”

The Captains move into the Square.

(2) *At the word* “Q. MARCH:”

No. 2 closes on No. 1. The Central Divisions bring Sections outwards by command of the Battalion Commander.

As soon as the 2 rear Divisions have closed on those in their front, their Captains give "*Halt : right about face.*"

---

**SUBALTERNS.**

*On the Caution :*

The Subalterns move into Square.

---

**COLOURS.**

**On the Caution :**

The Colours close to the Right until they arrive in rear of the Division with which they wheel up.

COLUMN AT  
‡ DISTANCE  
ON THE REAR  
DIVISION.

(B.) *Square on the Rear Division.*

[Usually formed from more open Column.]

---

*RIGHT ABOUT  
FACE.  
FORM SQUARE.  
Q. MARCH.*

**CAPTAINS.**

*On the command " Q. MARCH :"*

The Captain of the Rear-but-one-Division, closes up on the rear Division, and gives "*Halt.*"

---

*FRONT TURN.  
SECTIONS  
OUTWARDS.*

The Captains of the 2 front Divisions, having closed on the Divisions in their proper rear, give "*Halt : front.*"

COLUMN AT  
‡ DISTANCE  
ON NO. 2.

(C.) *Square on No. 2 Division.*

**CAPTAINS.**

*At the command " Q. MARCH :"*

---

*LEADING  
DIVISION:  
RIGHT ABOUT  
FACE.  
FORM SQUARE  
Q, MARCH.*

The Captain of the leading Division, having closed on No. 2, gives "*Halt: front.*"

---

*SECTIONS  
OUTWARDS.*

The Captains of the 2 rear Divisions each give, as they close, "*Halt : rear face.*"

COLUMN AT  
‡ DISTANCE ON  
NO. —.

(D.) *Square on the Rear-but-one Division.*

**CAPTAINS.**

*On the command " Q. MARCH :"*

---

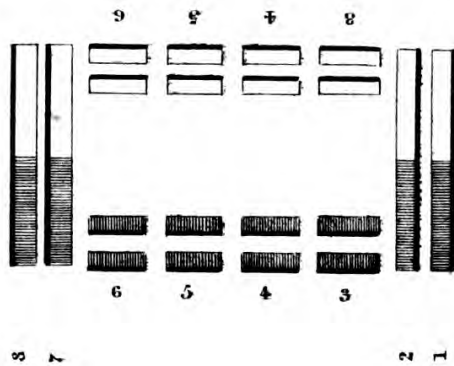
*DIVISIONS  
RIGHT ABOUT  
FACE.*

The Captain of the rear Division, having closed on the named Division, gives "*Halt : rear face.*"

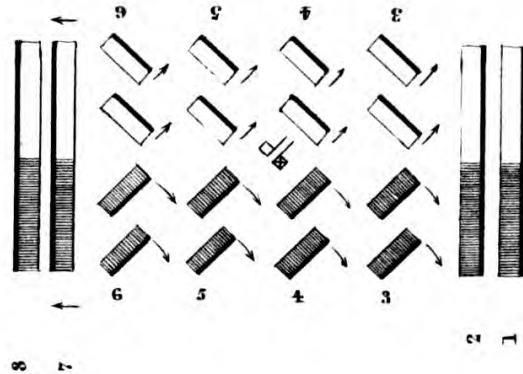
PART 2. BATTALION DRILL. N<sup>o</sup> XXXI (B)

When the Batt<sup>n</sup>. from Line, having formed Column, forms Square on the Rear Division.

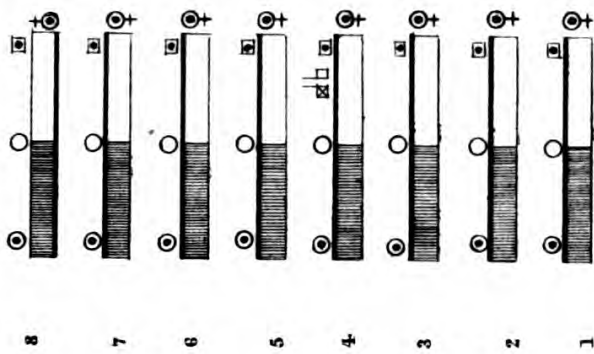
III. Square formed.



II. When 7 is closing on 8, 1 and 2 are fronted, & the Sections of the rear 9 Divisions are wheeling outwards.



I. After the command "REAR DIVISIONS RIGHT ABOUT FACE."





**FORM SQUARE.  
Q. MARCH.**

**FRONT TURN.  
SECTIONS  
OUTWARDS.**

The Captains of the 2 proper front Divisions each give, as they close, "*Halt: front.*"

*Note.*—When a *close* Column is ordered to form Square, and cannot open to  $\frac{1}{4}$  distance; it may form a *solid* Square by the central Divisions being formed 4 deep and faced outwards.

- (1) To form Square on the front Division of an Open Column.

The front Division stands fast. The Captain of No. 2, having closed, gives "*Halt.*"

The Captains of the remaining (except the 2 rear) Divisions, on coming up to  $\frac{1}{4}$  distance, give "*Sections outwards.*"

The Captains of the 2 Rear Divisions, having closed, give "*Halt: rear face.*"

[If the open Column is *advancing* when the Caution to form Square is given, the Captain of No. 1, will give "*Halt*"]

- (2) To form Square on a *central* Division of an Open Column.

The following command is given—"RIGHT WING: RIGHT ABOUT FACE—Q. (OF D.) MARCH."

The Captain of the named Division gives "*Sections outwards.*"

The Captains of the 2 front Divisions will give "*Halt: front:*" those of the 2 rear Divisions, "*Halt: rear face.*"

The other Captains of the Right and Left Wings will give respectively, "*Front turn: Sections outwards,*" and "*Sections outwards.*"

[If the Open Column is *taking ground to a flank.*—See No. XXXIII.]

*Note.*—If it be required to form Square from Line on a *flank Division and to a flank:* the following command is given. "SQUARE ON THE RIGHT (OR LEFT) DIVISION."—"DIVISIONS:—SHOULDERS FORWARD. Q. MARCH," and the open Column having been formed, the movement proceeds as above.

PART II.—BATTALION DRILL.

SEC. VI.—SQUARES.

No. XXXII.—*When the Square re-forms Column.*

(F. E. III., SEC. 21, p. 146.)

*N.B.*—In reducing a four-deep Square, the 2nd Division always stands fast. The front Division will therefore have to advance, and the 2 rear Divisions to retire, to  $\frac{1}{2}$  distance.

RE-FORM  
COLUMN.  
—  
Q MARCH.

CAPTAINS.

(1) *On the command "Q. MARCH:"*

The Captain of the leading Division resumes his place in Column, and moves off with his Division to  $\frac{1}{2}$  distance from the Division in his rear. He then gives "*Halt: dress.*"

The Captains of the 2 rear Divisions give respectively "*Halt, front: dress,*" when they have acquired  $\frac{1}{2}$  distance.

The Captains of central Divisions, when the Sections of their Divisions (which formed the side faces of the Square) have wheeled back the  $\frac{1}{2}$  circle, give "*Halt: dress.*"

SUBALTERNS.

*On the command "Q. MARCH:"*

The Subalterns resume their places in Column.



**THE COLOURS.—On the Caution: step back with that Section which they covered in Square, wheel back, and close to the left.**

---

[Line may be re-formed to its original front by wheeling the Column to that front (as in No. XXII), and then deploying on any named Division (as in No. XXV).]

---

## PART II.—BATTALION DRILL.

---

### SEC. VI.—SQUARES.

---

No. XXXIII.—*When the Battalion in Open Column taking ground to a flank forms Square on the Centre.*

(F. E. III., SEC. 29, p. 162.)

#### SQUARE ON THE CAPTAINS. CENTRE.

(Suppose Right in front.)

---

#### WINGS INWARDS TURN.

*On the command* “WINGS INWARDS TURN:” The Captain of the Left Centre Division (on which, as Right is in front, the Square will be formed) gives “*Sections outwards*” directly his Division turns to its front.

The Captains of the Right Centre Division and of any other (except either of the 2 front) Divisions in *front* of that of formation, give in succession, as they close, “*Front turn: Sections outwards.*” The Captains of the 2 front and 2 rear Divisions having closed, give respectively “*Halt: front,*” and “*Halt: right about face.*”

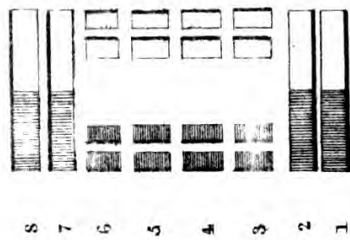
The Captain of any other Division in rear of the Left Centre Division, will give “*Sections outwards.*”

---

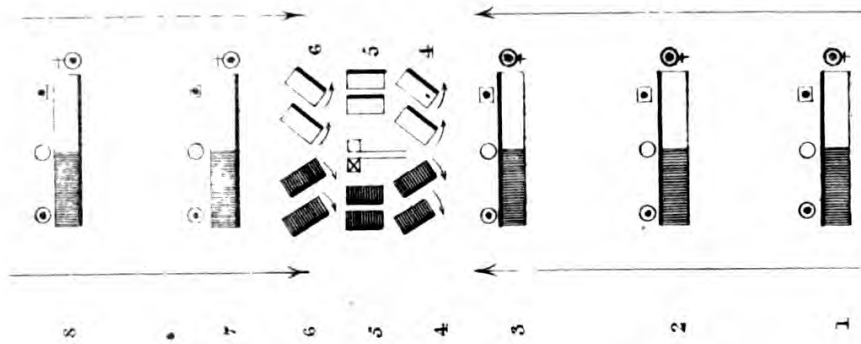
*Note.*—If the Column is Left in front the formation will be as above, but on the *Right* Centre Division.

For Covering Serjeants, see p. 140.

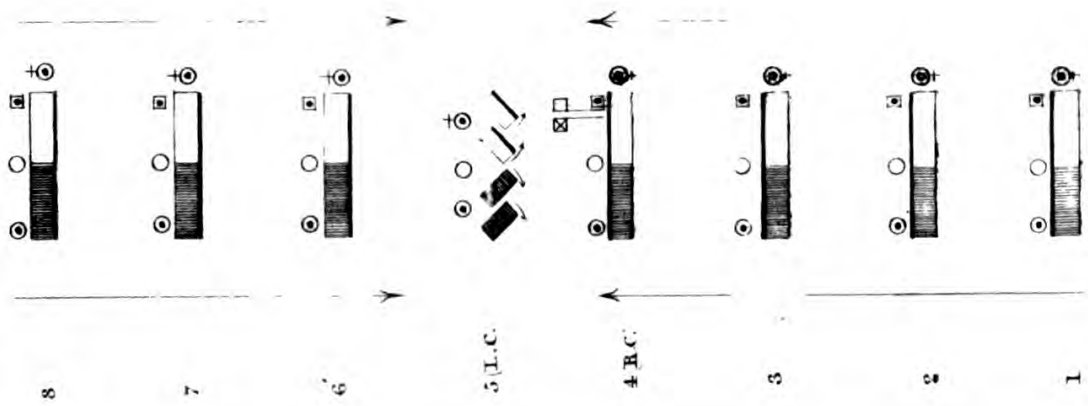
IV. The Square formed.



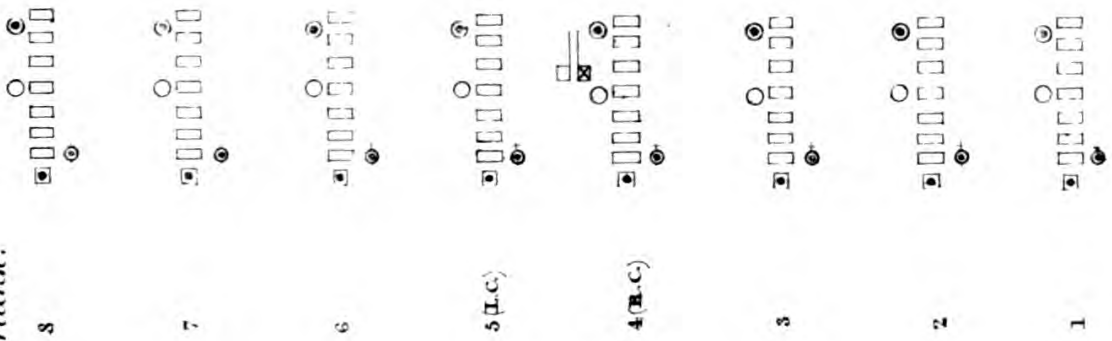
III. When 5 is in its place, A & B, bringing sections outwards, and the remaining Divisions moving up to form Square.




II. After "WINGS INWARDS TURN".



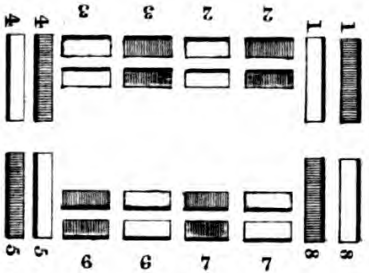
I. The column taking ground to flank.



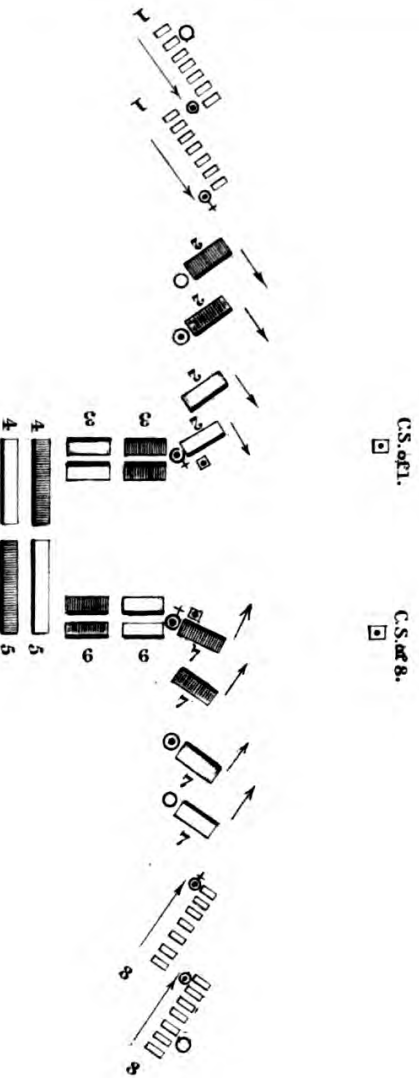




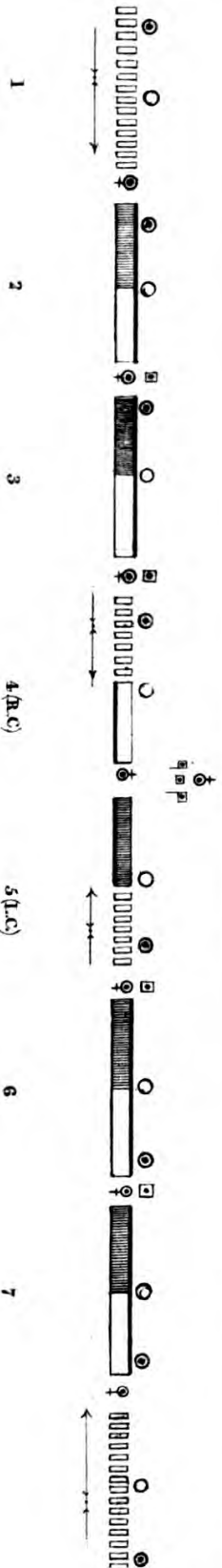
III. The Square formed.



II When the Sections of Nos 3 & 6 have got into Square.



I. After the Caution.



PART II.—BATTALION DRILL.

SEC. VI.—SQUARES.

No. XXXIV.—*When the Battalion halted in Line forms Square on the 2 centre Subdivisions.*

(F. E. III., SEC. 21, p. 147.)

[The 2 centre Subdivisions stand fast. The outer Subdivisions of the 2 centre Divisions, and the 2 flank Divisions face inwards and disengage to the rear. The remainder face to the right about. At the word "Q. MARCH;" the 2 centre Subdivisions close inwards, the outer Subdivisions of the centre Divisions filing in rear of them: the 2 flank Divisions move into Square by Subdivisions, in file: the remainder get into Square by bringing shoulders forward by Sections. The outer Section of each Subdivision covers the inner.]

ON THE TWO  
CENTRE  
SUBDIVISIONS  
FORM SQUARE.

RIGHT AND  
LEFT SHOUL-  
DERS  
FORWARD.

D. MARCH.

CAPTAINS.

*On the Caution:*

All the Left Wing Captains (except the Captain of the Left Centre Division) face with their Divisions.

All the Right Wing Captains change their flanks. The Captain of the Right Centre Division takes four paces to the rear, which places him where he will be in the Square.

*At the command "D. MARCH:"*

The Captain of the Left Centre Division, when the 2 centre Subdivisions have closed in by the side-step, gives "*Halt.*"

The Captains of the Right and Left Flank Divisions lead their *inward* Subdivisions (marching on the pivot flank of the leading file) on their Covering Serjeants: and when the Subdivisions meet, give "*Halt : rear face.*" Captains of the Right and Left Wings who are leading Sections of the remaining (*viz.* of all except the flank and 2 centre) Divisions, give the word "*Forward*" when the Sections are in Echelon. When within a short distance of the Square they advance three paces into it, and when the Sections get into their places, give "*Halt, front : dress.*"

[The outer Subdivisions of the 2 Centre Divisions and the flank (outward) Subdivisions are led by Subalterns.]

---

#### SUBALTERNS.

(1) *On the Caution :*

The Left Wing Subalterns (excepting those of the Left Centre Division) face with their Divisions.

(2) *At the command " Q. MARCH : "*

The Subalterns commanding the 2 outer Subdivisions of the 2 centre Divisions lead them on (marching on their inward flanks) till the leading files meet in the centre. They then respectively give "*Halt, front : dress,*" and get into the Square.

The Subalterns commanding the 2 flank Subdivisions lead them (marching on the pivot flanks of the leading files) on the Covering Serjeants who are marking the rear angles of the Square, till the Subdivisions meet. They then give "*Halt : rear face.*"



The Subalterns commanding Sections of the remaining Divisions (which come up into Square in Echelon) lead them, marching on their inner flanks, till within a short distance of their place in the Square. They then (together with the other Supernumeraries) advance three paces into the Square, and when the Sections arrive in their places, give "*Halt, front : dress.*"

---

**THE COLOURS.**—On the Caution: the Colours take four paces to the rear, which brings them to their places in the Square.

[This movement may also be done while the Battalion is advancing or retiring: the 2 centre Subdivisions getting "*Halt: (front),*" the 2 outward Subdivisions turning inwards, and the rest of the formation proceeding as above.

Any Wing of a Battalion consisting of 8 or 10 Subdivisions may in the same manner form Square on the 2 Centre Sections.]

*Note.*—This and the following movement are the only instances in which the Double March is applied to file marching.

---

*To move the Square by any one of its faces.*

This is most simply done by the face of direction being named, and the following command given, "**REMAINING FACES: INWARDS FACE. Q. MARCH.**"

**THE COLOURS** move to the rear of the Centre of the face of direction.

The centre of the leading face directs.

For Covering Serjeants, *see* p. 140.

PART II.—BATTALION DRILL.

SEC. VI.—SQUARES.

No. XXXV.—*When a Square formed on the 2 centre Subdivisions re-forms Line.*

(F. E. III., SEC. 21, p. 149.)

[On the Caution: the rear Subdivisions of the 2 centre Divisions, and the 2 flank Divisions forming the rear face of the Square face outwards; at the word "Q. or (D.) MARCH," the 2 centre Subdivisions close outwards to admit the Colours: the right and left faces of the Square move off by Sections (rear Sections stepping short till they get wheeling distance): and the 2 flank Divisions move up in file into Line.]

**RE-FORM LINE, CAPTAINS.**  
*Q. (or D.) MARCH.*


(1) *On the Caution:*

The Captains stand fast.

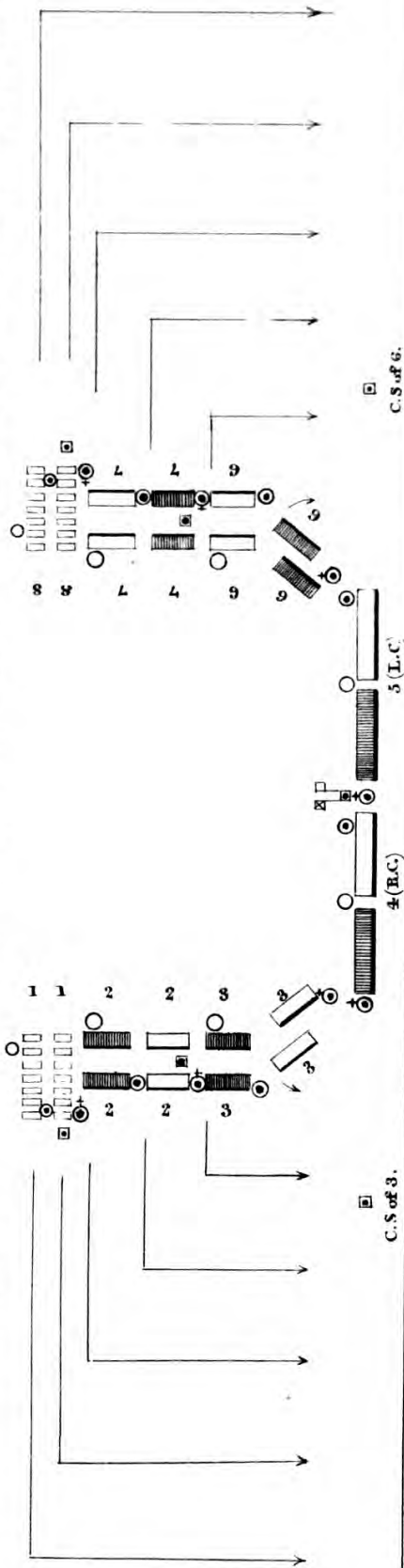
(2) *At the word "Q. MARCH:"*

The Captains of the 2 centre Divisions pass through the interval left by the 2 centre Subdivisions closing outwards. The Right Centre Captain then places himself in front, the Left Centre Captain in rear, of the centre Serjeant: and each, when his outer Subdivision has filed into Line, dresses his Division on the Serjeant and distant point: gives "*Eyes front,*" and falls in. The Captains of the Divisions composing the side faces of the Square, when their Subdivisions (in double column of Sections)

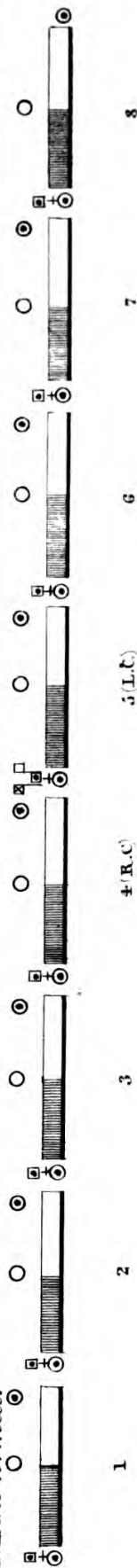
I. After the Caution.




II. When the rear subdivisions of 4 & 5 have filled into Line, and the Captains of 3 & 6 have just given "Subd<sup>n</sup>; sections - shoulders forward."



III. Line formed.





are in motion, march on the leading (the inner) Subdivision, till they respectively reach the outer flank of the Division last formed in Line. Each then halts in his own person till his rear Subdivision reaches him, and if a *Right Wing* Captain, gives "*Left Subdivision: Sections, right shoulders forward:*" if a *Left Wing* Captain, "*Right Subdivision: Sections, left shoulders forward.*" Both, when square, give "*Forward,*" and come up into Line, as in No. XXV. (Deployment.)

The Captains of the two Flank Divisions (which *file* into Line) lead their inward Subdivision, marching on the inward flank of the leading file. Each gives "*Front turn—Halt: dress up,*" as in No. XXV.

---

#### SUBALTERNES.

*On the word "Q. MARCH:"*

The Senior Subalterns of the 2 Centre Divisions take command of their outward Subdivisions. Each gives "*Halt, front: dress up,*" when the inner flank of the Subdivision he is leading reaches the outward flank of that already formed in Line, and then falls to his post in rear of the Line.

The Senior Subalterns of the Divisions which composed the side faces of the Square lead the Sections of their outward Subdivisions: and, when the inner flanks of the rear Sections reach the outer flanks of the Subdivisions last formed in Line, they give respectively, from the rear, "*— shoulders forward: forward: halt, dress up.*"


The Senior Subalterns leading the outward Subdivisions of the 2 Flank Divisions, act precisely as the Captains : but on coming up into Line, fall to the rear without dressing their Subdivisions.

---

**THE COLOURS:** The Colours move up to the front, when the 2 centre Subdivisions close outwards to admit them.


For Covering Serjeants, *see* p. 140.

---



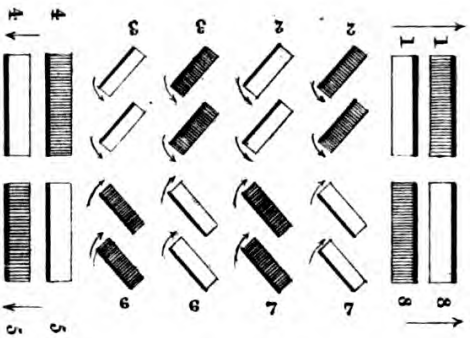
**PART 2. BATTALION DRILL. N<sup>o</sup> XXXVI.**

*When a Square formed on the 2 centre subdivisions forms a double column of subdivisions.*



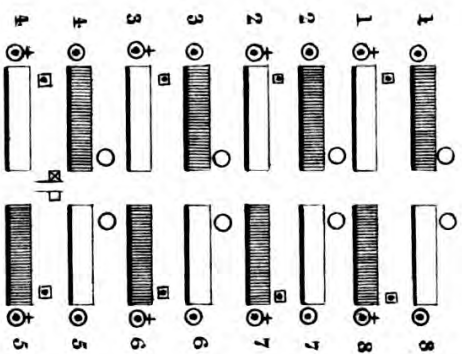
**I. After the caution.**

*When the rear sections of side faces have stepped back to wheeling distance.*



**II. After the command "Q. MARCH"**

*The sections of side faces wheeling backwards, & the 2 centre subdivisions of the front face & the 4 subdivisions composing the rear face moving off to 1/4 distance.*



**III. The Double column formed.**



PART II.—BATTALION DRILL.

SEC. VI.—SQUARES.

NO. XXXVI.—*When a Square formed on the 2 centre Subdivisions forms a Double Column of Subdivisions.*

(F. E. III., SEC. 21, p. 149.)

[On the Caution: the rear Sections of side faces step back to wheeling distance. At the word "Q. MARCH:" the side-face Sections wheel backwards, and the 2 centre Subdivisions of the front face, and the 4 rear Subdivisions move off to  $\frac{1}{4}$  distance.]

(Suppose 8 Divisions in the Battalion.)

FORM DOUBLE  
COLUMN OF  
SUBDIVISIONS.

Q. MARCH.

CAPTAINS.

*At the command "Q. MARCH:"*

All the Captains move quickly to their posts in Column.

The Captains of 6 and 7 give "*Halt: dress*" when the Subdivisions they command have wheeled back into Column.

The Captain of 8 (Left flank Division) gives "*Halt, front: dress*" when he has acquired  $\frac{1}{4}$  distance from the Subdivision in his proper front.

The Captain of 5 (Left centre Division) gives "*Halt: dress*" to the two centre Subdivisions, when they have moved to  $\frac{1}{4}$  distance. Right Wing Captains give no word of command. (*See Note, p. 71.*)

**SUBALTERNS.**

Senior Subalterns of the Left Wing (except the S. S. of 5, who stands fast) give the same word as their Captains; those of the Right Wing give no word of command. (*See Note, p. 71.*)

**COLOURS.**


**At the Command "Q. MARCH:"**

**The Colours move up in rear of the 2 leading Subdivisions of the Column.**

---

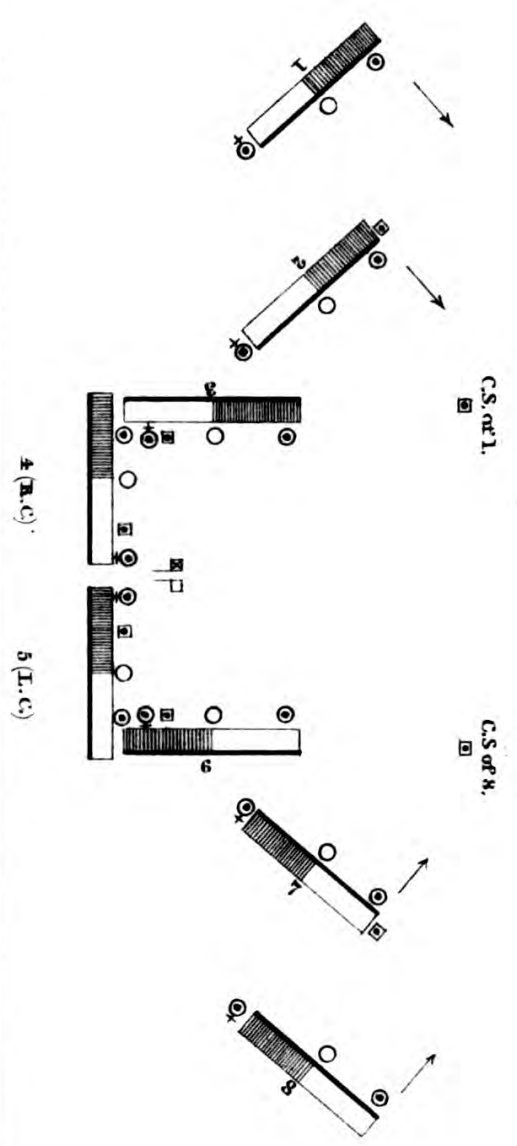
[To Re-form Square, *see* No. XXXI.]

---

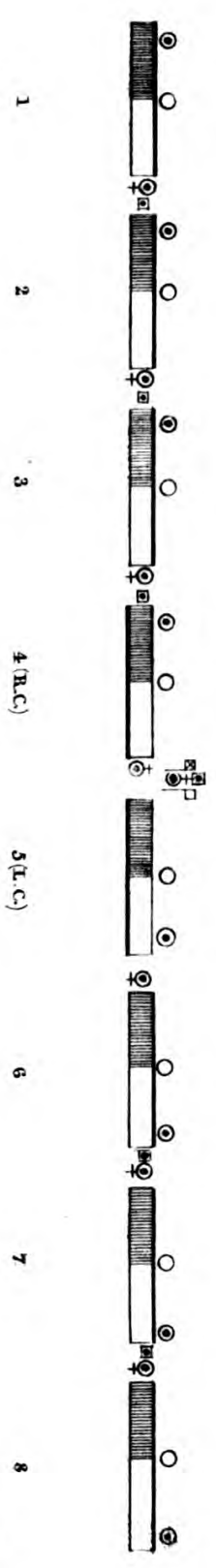


PART 2. BATTALION DRILL. N<sup>o</sup> XXXVII. A Batt<sup>n</sup> in Line forming Square 2 deep on the 2 centre Divisions.

II. When 3 and 6 have wheeled the 1/4 circ<sup>s</sup> & are in Square, & the remaining Divisions are coming up in Echelon into Square.



I. After the Lullion.



## PART II.—BATTALION DRILL.

### SEC. VI.—SQUARES.

No. XXXVII.—*When the Battalion in Line forms Square, two deep, on the 2 centre Divisions.*

(F. E. III., SEC. 22, p. 151.)

[On the Caution: the 2 centre Divisions stand fast: the remainder face to the right about. At the word "Q. MARCH:" the 2 centre Divisions close inwards, and the remainder move into Square by bringing right and left shoulders forward.]

(This is usually termed a *baggage* Square.)

FORM SQUARE  
TWO DEEP ON  
THE TWO  
CENTRE  
DIVISIONS.

REMAINING  
DIVISIONS  
RIGHT & LEFT  
SHOULDERS  
FORWARD.

Q. MARCH.  
(When in Echelon)  
FORWARD.

CAPTAINS.

(<sup>1</sup>) *On the Caution:*

The Captain of the Left Centre Division takes three paces to his rear.

All the other Captains (except the Captain of the Right Centre Division) go to the right about: those of Right Wing Divisions shifting to their left flanks.

(<sup>2</sup>) *At the word "Q. MARCH:"*

The two centre Divisions each close four paces inwards.

The Captains of the 2 Divisions on the outward flanks of the 2 centre Divisions, continue the wheel, (notwithstanding the word "FORWARD,") till square. They then give "*Halt, front: dress.*"

Each of the other Captains, when his inward flank reaches the outer flank of the Division which preceded him into Square, gives "—— *shoulders forward.*" He then moves into the Square, and gives "*Halt, front: dress.*"

The flank Divisions form the rear face of the Square.

---

**SUBALTERNs.**

*At the Caution:*

All the Subalterns (except those of the 2 centre Divisions) go to the right about: and those of the Right Wing change flanks.

---

**THE COLOURS:** On the Caution, the Colours take two paces to the rear.

---

(2) *To move the Square by any one of its faces.*

The face of direction is named, and the following command given—"REMAINING FACES INWARDS FACE, Q. MARCH."

**THE COLOURS** move up in rear of the centre of the face of direction.

The centre of the leading face directs.

(3) *To reduce the Square.*

All, except the 2 centre, Divisions, bring Right and Left Shoulders forward, and come up into Line in Echelon: the Captains leading on their inward flanks.

(4) *To form Column.*

The Subdivisions of the Right and Left faces of the Square wheel back into Column, the Captains giving "*Halt: dress:*" and the 2 Divisions composing the rear face retire two paces, and then get the word from their Captains "*Halt: front.*"

*Note.*—Another method of forming a two-deep Square on the 2 centre Divisions, is by making the remaining Divisions of each Wing form open Column in their rear, thus forming a Double column of Divisions. Those Divisions which are to form the side faces of the Square wheel outwards, and the Flank Divisions close, and go to the right about.

When *Proceedings of Courts-Martial, Orders, &c.*, are to be read, a two-deep Square facing *inwards* may be formed as above.

For Covering Serjeants, see p. 141.

---

## POSTING AND DUTIES OF COVERING SERJEANTS IN BATTALION.

---

Covering Serjeants are posted—

(1) *In Line* : in rear of their Captains.

(2) *In Column* : at open,  $\frac{1}{2}$ , or  $\frac{1}{4}$  distance, one pace in rear of the 2nd file from the pivot flank of their Divisions. At *close distance*, they are on the pivot flank covering their Captains.

*In Columns of Subdivisions or Sections* : one pace in rear of the 2nd file from the pivot flank of the leading Subdivision, or Section. Should there be no Supernumerary Officer for the rear Subdivision or the 2nd Section of any Division, the Covering Serjeant will lead that Subdivision or Section, unless some other Serjeant should be appointed to do so.

(3) *In File marching and moving by Fours* : they lead the front rank, and are responsible for distance.

(4) *In Echelon* : they march on the *outward* flank of their Divisions, aligned with the front rank.

[Whenever a Captain moves out of the front rank in Line, or to the front or rear while *marching* in Column, his Covering Serjeant takes his place.]

---

(a.) In giving base points *for Lines* : Covering Serjeants always face towards the point of appui. Thus, if the formation is on the Right Flank Division, they face to the Right ; if on the Left Flank Division, they face to the Left : if on a Central Division, they face inwards. Covering Serjeants run out to give points when within 20 paces of the new alignment, and



cover at the distance of their own Divisions ; they fall into their places when the 3rd Division from their own gets the word "*Eyes front.*"

(b.) In giving points for their Divisions to cover on in *Column* or in *Echellon* : Covering Serjeants have the same front as their Divisions. When a central or any other than a flank Division is the base of formation, the centre of that Division will be the point of appui : the Serjeants, therefore, who are giving the base points in front of it, will face each other.

Covering Serjeants always take up points with their arms recovered.

---

*N.B.*—The reference in the left hand margin is to the page of this book in which the Movement is explained.

#### SEC. I.—INSPECTION OR REVIEW.

- |   |  |                                |
|---|--|--------------------------------|
| <p>1. When the Ranks are opened.<br/>(p. 42.)</p> | <p><i>On the Caution</i> : Take a side step to the left, and a short pace to the rear. When the Supernumerary Officers have passed to the front : take a side step to the right, and a pace to the front, so as to occupy the Captain's place.</p>                                     | <p>F. E. III.,<br/>p. 128.</p> |
| <p>2. When the Ranks are closed.<br/>(p. 45.)</p> | <p><i>On the Caution</i> : Face to the right.<br/><i>At the word</i> "MARCH : " take two side steps to the right, and one step backward, and front. Move up and cover their Captains, when the Supernumerary Officers have passed to the rear.</p>                                     | <p>F. E. III.,<br/>p. 129.</p> |
| <p>3. Breaking into Open Column.<br/>(p. 46.)</p> | <p><i>On the Caution</i> : The Covering Serjeant of the leading Division (if there is no Supernumerary Serjeant) faces to the right, and runs out to mark the point where its reverse flank will rest in Column. The other Covering Serjeants step up into their Captains' places.</p> | <p>F. E. III.,<br/>p. 77.</p>  |

*During the wheel:* the Covering Serjeants of all the Divisions (except the leading one) incline to their posts in Column. The Covering Serjeant of the leading Division moves to his post in Column, when his Division gets "*Halt: (front) dress.*"

[If the wheel is made *backwards*, the Covering Serjeant of each (except the leading) Division, continues in his Captain's place during the wheel, moving to his post in Column, at the word "*Halt: dress.*"]

4. Marching  
past.  
(p. 48.)

(A.) In Slow Time.

F. E. III., pp.  
243—245.

*During the 2nd wheel:* Change flanks. Take their Captains' places, when the Officers move out to salute.

*At the word "REAR RANK TAKE CLOSE ORDER:"* fall back to the places they occupied before open order was taken.

*During the 3rd wheel:* shift to the proper pivot flank.

(B.) In Quick Time.

Change flanks at the 2nd wheel, and back again at the 3rd.

(C.) In  $\frac{1}{4}$  Distance Column.

Change flanks at the 2nd wheel, and back again at the 3rd, by word of command.

[If the open Column is closed to quarter distance.—  
See page 135.]

5. When a  
Brigade  
marches past  
in  $\frac{1}{4}$  distance  
Column.  
(p. 52.)

Accompany their Captains, when the latter change flanks.

F. E. IV.,  
p. 248.

6. Wheeling  
into Line.  
(p. 53.)

*On the Caution:* The Covering Serjeant of the leading Division (if there is no Supernumerary Serjeant) runs out, and facing to the

F. E. III.,  
p. 246.

new front, marks the point where the right flank of his Division will rest in Line. The other Covering Serjeants place themselves on the reverse flank of their Divisions, in the front rank, and wheel with them into Line. Each Covering Serjeant falls into his place in the rear rank, at the word "*Eyes front*" given by his Captain.

[If the command is "RIGHT WHEEL INTO LINE," continue in rear of the 2nd file from the pivot: and on the completion of the wheel, preserve their Captains' places till "*Eyes front*" is given.]

7. During the Manual and Platoon.

(p. 54.)

[When open order is taken, the Covering Serjeants act as in No. I.]

F. E. III.,  
p. 247.

*On the Caution*: Face to the right, and take a side step to the right and a pace to the rear, to let the Officers pass.

*At the word "FRONT:"* front, and resume their places in the intervals, by taking a side step to the right and a pace to the front: and remain with shouldered arms.

## SEC. II.—MOVEMENTS OF THE BATTALION FROM LINE.

8. Advance in Remain in their places, whether the Line ad- F. E. III.,  
Line. vances or retires. p. 131.  
(p. 55.)

9. Filing by If the movement is from the *Left*, change their F. E. III.,  
Divisions to flanks on the Caution. Lead the front rank of p. 133.  
front or rear. their Divisions while in file.  
(p. 58.)

10. Advance *On the Caution*: The Covering Serjeants of the F. E. III.,  
by Wings. Right Wing change flanks. p. 135.  
(p. 62.)

*N.B.*—No points are given when line is re-formed.

11. Advancing in Open Column from a Flank. (p. 64.) If the advance is from the *Right*, the Covering Serjeant of the Right Flank Division changes his flank on the Caution. The other Covering Serjeants change flanks during the wheel into Column. F. E. III., p. 136.
12. Re-forming Line without halting. (p. 66.) The base points in front of the leading Division are given by the Covering and Senior Supernumerary Serjeants, who face to the right or left, according as right or left is in front. Each Covering Serjeant when the Column is in echelon, marches on the outward flank of his Division. F. E. III., p. 137.
- [If the column is a column of *Sections*, the 2nd Section of each Division is led by the Senior Supernumerary Serjeant when its Covering Serjeant runs out to give a point.]
13. When the Open Column is Halted, and the Divisions are wheeled backward into Echelon, in order to form Line. (p. 68.) *On the Caution*: The Covering Serjeant and Senior Supernumerary Serjeant of the leading Division, place themselves (to give the base points) in front of its flank files. F. E. III., p. 186.
- On the command* "REMAINING DIVISIONS," &c.: Each of the other Covering Serjeants places himself close in rear of the 8th file from the flank on which the wheel is to be made: and having taken four paces, halts and fronts in line with the pivot man. [Pivot men make a half face to their Divisions.] Each Covering Serjeant when the 8th file from the standing flank of his Division reaches him, gives "Halt," in a low tone, as a caution to his Captain: and when the latter has given "*Eyes front*," resumes his post on the outward flank. The Covering Serjeants run out, as usual, to give points for their Divisions when coming into Line.
14. Advancing in double Column of Subdivisions *On the Caution*: The Covering Serjeants whose Captains change flanks, change with them. In the Double column, the Covering Serjeants F. E. III., p. 138.

from the  
Centre.  
(p. 70.)

march in rear of the 2nd file from the outward flanks of their Divisions, shifting to those flanks during the first wheel of the Subdivisions into Column.

[Should any Division be without a Supernumerary Officer, its Covering Serjeant leads the rear Subdivision.]

15. Re-forming  
Line to the  
Front.  
(p. 72.)

When the two Centre Divisions get "*Halt: dress,*" their Covering Serjeants move out to give the base points for the Line: each placing himself where the outward flank of his Division will rest in Line: and facing towards the centre. They should each allow an extra pace for the Colours. Each of the other Covering Serjeants runs out at the proper time to give a point for his Division.

F. E. III.,  
p. 139.

16. Forming  
Line to a  
Flank.  
(p. 73.)

*On the Caution:* (supposing line formed to the Right) the Covering Serjeants of the Right Wing run out and give points for their Divisions, facing to the right. Each Covering Serjeant of the Left Wing runs out to give a point, on reaching the outward flank of the Division last formed in Line.

F. E. III.,  
p. 139.

17. Retiring in  
Open Column  
from a Flank.  
(p. 75.)

*During the 2nd Wheel:* Change flanks.

[If this movement is performed by the Divisions being filed along the rear of the line, Covering Serjeants will lead them while in file: and at the word "*Rear turn*" will place themselves in the proper rear of the 2nd file from the pivot flank.]

F. E. III.,  
p. 140

18. Retiring  
from both  
Flanks, in  
rear of the  
Centre.  
(p. 77.)

*During the 2nd Wheel:* Change flanks.

F. E. III.,  
p. 141.

19. Marching  
in Column to a  
Flank.  
(p. 80.)

*At the word "Left face"* (supposing the movement to be from the Right) each Covering Serjeant shifts his flank, and leads his Division while it files into Column.

F. E. III.,  
p. 143.

*At the word "Front turn:"* place themselves in rear of the 2nd file from the inward flanks.

[In this movement, Covering Serjeants do *not* shift to the pivot flank on clearing the Line, unless "CHANGE YOUR FLANKS" is given.]

20. Changing front to rear on the Centre.  
(p. 82.)

*On the Caution:* Covering Serjeants of the Left Wing shift their flanks. Covering Serjeants of the 2 centre Divisions change places, and each, facing to the centre, gives the point at which the outward flank of his Division will rest in the new front.

F. E. III,  
p. 153.

Each Covering Serjeant (except those of the 2 centre Divisions) leads his Division while in file until his Captain halts. He then runs out to take up his covering in the Line.

21. Forming Close or  $\frac{1}{4}$  distance Column from Line.  
(p. 84.)

(A.) In front or rear of the Right Flank Division.

F. E. III,  
p. 163.

*On the Caution:* The Covering Serjeant of the Right Flank Division runs out six paces to the front, and recovers arms, facing and covering his Captain. [If the Column is to be left in front, he will take the six paces to the *rear*.] Each of the other Covering Serjeants runs out to take up the covering for his Division, when the leading file (or Section) of his Division is within 20 paces of the pivot flank of the Column.

(B.) In front or rear of a Central or the Left Flank Division.

*On the Caution:* Covering Serjeants of all the Divisions on the right of the named Division change flanks: and come into Column precisely as in (A.)

The Covering Serjeant of the named Division, if it is the Left Flank Division, acts as in (A.): if the formation is on any central Division, he will allow distance for the remaining Divisions to get into Column.



(C.) On any named Division facing to the rear.

If the Column is to be formed *right* in front, the Covering Serjeant of the named Division stands fast till his Captain gives "*Left face;*" and then faces to the right about. If the Column is to be formed *left* in front: he shifts, on the Caution, to the left of the rear rank of his Division, and at the word "**RIGHT FACE,**" faces to the right about. In both cases he falls in at the word "*Halt, front: dress.*"

*N.B.*—In a *close* Column marching rear rank in front, Covering Serjeants are in front of their Captains.

[The base point is given by the senior Supernumerary Serjeant of the named Division.]

---

### SEC. III.—COLUMN MOVEMENTS.

[If an Open Column is closed, from the halt or while advancing, to  $\frac{1}{4}$  or close distance on the leading Division, the Covering Serjeant of that Division places himself six paces in *front* of his Captain, facing and covering him. If the closing is on the *Rear* Division, he places himself six paces in *rear* of his Captain, facing and covering all the Captains. If the Column is a *close* one, the remaining Covering Serjeants in front of the named Division cover their Captains while their Divisions are closing. Those of the Divisions in rear cover their Captains when the latter give "*Halt, dress.*" ]

*In Changing position by the Open Column,* on any central Division, the Covering Serjeant of that Division and of any Division that will form in its front, gives a base point for the Division which will precede his own in Column, returning to his post when *that* Division gets

F. E. III.,  
p. 154.

“*Halt (front) dress.*” The other Covering Serjeants run out 20 paces before their Divisions reach the new alignment: and cover at the *proper* pivot flank on the point of formation.

*N.B.*—When the change of position is on the Right or Left Division, each Covering Serjeant gives a point for the Division which will precede his own in Column.

22. Changing the leading flank of a Column. (p. 91.) *On the Caution:* Change flanks. Lead their Divisions while filing out of the old Column: and at the word “*Front turn,*” march on the outward (the *proper* pivot) flanks until their Captains replace them. F. E. III., p. 159.
23. Changing the leading flank on a road. (p. 93.) *On the command* “Q. MARCH:” The Covering Serjeant of each Division places himself in front of the file which will lead during its advance through the Column. F. E. III., p. 160.  
As each Division gets the word “*Form company,*” its Covering Serjeant obliquely toward the pivot flank, and falls into his place in rear.
24. A Column taking ground to a flank. (p. 95.) If ground is being taken to the reverse flank, *and the word* “CHANGE YOUR FLANKS” *is given:* shift flanks with their Captains, and lead the front rank of their Divisions. Otherwise, this movement is an exception to the rule that Covering Serjeants lead the front rank of their Divisions while in file. F. E. III., p. 167.
25. Wheeling a close and † distance Column. (p. 96.) *On the Caution:* The Covering Serjeant of the leading Division runs out (by the *front*, if the wheel is to the reverse flank) and gives a base point to the new direction, at a right angle with the pivot man. F. E. III., p. 168.
26. Column changing front to rear on the centre. (p. 98.) In this case, the base points are given by the 2 Battalion aids. F. E. III p. 171.



27. Opening out to wheeling distance from the rear and front.  
(p. 99.)

(A.) Opening from the Rear.

F. E. III.,  
p. 173.

*On the Caution:* The Covering Serjeant of the rear Division gives a base point six paces in rear of his Captain, facing him. He resumes his place when the movement is completed. The other Covering Serjeants, if the Column is a *close* one, place themselves in rear of the 2d file from the pivot flanks of their Divisions.

(B.) Opening from the Front.

*On the Caution:* The Covering Serjeant of the leading Division gives the base point six paces in front of his Captain, facing him: resuming his place when the movement is completed.

<sup>(2)</sup> *On the Command:* The other Covering Serjeants (if the Column is a *close* one) place themselves in front of the 2d file from the pivot of their Divisions.

[In opening from the front *on broken ground*, the Covering Serjeant of each Division will run out to mark the ground for his own Division, when the preceding Division halts ]

---

SEC. IV.—DEPLOYMENTS.

28. Deploying into Line on the front Division.  
(p. 101.)

*On the Caution:* The Covering Serjeant, and Supernumerary Serjeant, of the leading Division place themselves, facing to the right, in front of the right and left flanks of that Division. [If the deployment is to the *reverse* flank, they will face to the left.]

F. E. III.,  
p. 175.

The other Covering Serjeants (unless the Deployment is to the *reverse* flank) stand fast.

Each Covering Serjeant leads his Division when in file, till the Captain halts: then runs out to take up his covering in the Line.

The Covering Serjeant of the named Division moves to his post in Line when the 3rd Division from his own gets "*Eyes front.*"

*Note.*—In deploying on the *leading Division*, the base points are given close in front of it, whether the Column is at close or  $\frac{1}{2}$  distance.

29. Deploying on the rear or any central Division. (p. 103.)

*On the Caution:* The Covering Serjeant of all the Divisions in front of the one named change flanks. [If the Deployment is to the *reverse* flank, all Covering Serjeants in rear of the named Division change flanks, and in giving points face to the left.] The Covering Serjeant of the named Division runs out by the pivot flank of the Column, and gives a point in front of the flank file.

*Note.*—In deploying on any but the leading Division, if the Column is at open or  $\frac{1}{2}$  distance and the deployment is done by Sections, the base points must be given at Section distance in front of the Column.

---

#### SEC. V.—ECHELLON FORMATION.

30. Forming Echellon to either flank. (p. 106.)

*On the Caution:* Place themselves close in front of the 8th file from the inner (or pivot) flank of their Divisions.

F. E. III.,  
p. 178.

*At the word "Q. MARCH:"* Take the specified number of paces to their front, and stand fast till their Captains give "*Eyes front.*" Then place themselves on the outward flanks of their Divisions.

31. Re-forming Line. (p. 107.)

*On the Caution:* Covering Serjeants who are not already on the Right of their Divisions, shift to that flank, and remain there till replaced by their Captains.

F. E. III.,  
p. 180.

[If the Echellon be wheeled back into Line in the middle of a change of position, Covering Serjeants pass to that flank on which are their Captains.]

32. Changing front by Echellon. (p. 108.) The Covering Serjeant, and Supernumerary Serjeant, of the leading Division give the base points when that Division has, after wheeling, got the word "*Eyes front.*" The other Covering Serjeants, if the wheel is made *forwards*, act precisely as in No. 30.

F. E. III.,  
p. 182.

[If the wheel is made *backwards*, they go to the rear of the 8th file from the standing flank, and after taking the required number of paces, halt and front. Each when the 8th file reaches him gives "Halt" in a low tone, as a caution to his Captain.

In coming up into Line, act as in No. 12.

33. Direct Echellon. (p. 109.) *On the Caution:* If the advance is from the *Right*, change flanks, so as to be in their proper posts on the reverse flanks, when Echellon is formed.

F. E. III.,  
p. 189.

[If Line is formed on the leading Division, its Covering Serjeant and Supernumerary Serjeant give the base points, as soon as that Division gets the word "*Halt: dress:*" and the other Covering Serjeants run out at the proper time to give base points.]


34. Changing front by direct Echellon. (p. 110.) Echellon having been formed as in No. XXIX:—  
*At the 2nd word "FORWARD:"* Change flanks. The formation then proceeds as in No. 12.

F. E. III.,  
p. 189.

[<sup>(1)</sup> If the Echellon is halted and *Column* formed in rear of the leading Division, its Covering Serjeant on the Caution takes six paces to his front, and halts. He then faces to the right about to give a base point for the formation of the Column. The other Covering Serjeants run out to give base points, each for his own Division. <sup>(2)</sup> If the Column is to be formed in *front* of the Rear Division, all the Covering Serjeants take a pace to the rear. The Covering Serjeant of the leading Division steps out to his front a number of paces = the front of his Division. He then faces to the right about, covers his Captain and the Supernumerary Serjeant giving the base point, and fronts.

Each of the other Covering Serjeants takes up the covering for the Division which will precede his own in the Column.]

## SEC. VI.—SQUARES.

35. Forming Square from Line on any named Division. (p. 111.) Column is formed as in No. XIX. p. 84. *On the Caution:* Move into the Square, and place themselves in rear of their respective Sections. F. E. III., p. 144.
36. An open column taking ground to a flank forming  on centre. (p. 116.) The Covering Serjeants of central Divisions get into Square when the preceding Divisions get "*Sections outwards.*" F. E. III., p. 162.
37. Square from Line on the 2 centre Subdivisions. (p. 117.) *On the Caution:* The Covering Serjeants of the 2 flank Divisions run out to mark the rear angles of the Square: placing themselves where the outward flanks of their outward Subdivisions will rest when Square is formed, being distant from each other the space occupied by a Division, and facing and covering the flank files of the 2 centre Subdivisions. F. E. III., p. 147.
- The Covering Serjeants of the Left Wing (except those of the Left Centre and Left Flank Divisions) face with their Divisions, ready to advance with them into Square. The Covering Serjeant of the Left Centre Division gets into the Square by taking four paces to his rear.
- At the word "Q. (or D.) MARCH:"* The Covering Serjeants of the 2 Flank Divisions stand fast. The remainder march up with their proper Sections, and get into Square. The Covering Serjeants of the 2 Flank Divisions get into Square as soon as those Divisions have come up and are halted.
38. Re-forming Line. (p. 120.) *On the Caution:* The Covering Serjeants of the 2 Centre Divisions give the points where the outward flanks of those Divisions will rest: facing the centre. F. E. III., p. 149.

The covering Serjeants of the 2 flank Divisions (which come up into their places in *file*) lead the front rank of their inward Subdivisions.

Each Covering Serjeant runs out, at the proper time, to take up his covering in the Line.

39. Formation of a two deep Square.  
(p. 125.)

*On the Caution* : The Covering Serjeant of the Left Centre Division takes three paces to his rear. The Covering Serjeants of the 2 Flank Divisions run out to mark the rear angles of the Square, as in No. 37. The other Covering Serjeants of the Right Wing do *not* shift flanks when their Captains do so : but remain on the outward flanks of their Divisions. The other Covering Serjeants of the Left Wing change flanks.

F. E. III.,  
p. 151.



APPENDIX I.

---

WORDS OF COMMAND. (1) For the Manual.  
(2) For the Platoon, and Firings.  
(3) For dismissing a Company off  
Parade, or turning in a Guard.

(1) *THE MANUAL EXERCISE.*

(a.) For the long Rifle.

1. "Secure Arms—Shoulder Arms."
  2. "Order Arms—Fix Bayonets—Shoulder Arms."
  3. "Present Arms—Shoulder Arms."
  4. "Port Arms—Charge Bayonets—Shoulder Arms."
  5. "Advance Arms—Order Arms."
  6. "Advance Arms—Shoulder Arms."
  7. "Support Arms—Stand at Ease—Attention."
  8. "Carry Arms."
  9. "Slope Arms—Stand at Ease—Attention."
  10. "Carry Arms."
  11. "Order Arms—Unfix Bayonets—Stand at Ease."
- 

(b.) For the short Rifle.

1. "Secure Arms—Shoulder Arms."
  2. "Order Arms—Fix Swords—Shoulder Arms."
  3. "Present Arms—Shoulder Arms."
  4. "Port Arms—Charge Swords—Shoulder Arms."
  5. "Slope Arms—Stand at Ease—Attention."
  6. "Carry Arms."
  7. "Order Arms—Unfix Swords—Stand at Ease."
-

*To pile Arms.*

- “ Pile Arms.”
- “ Stand clear.”
- “ Stand to.”
- “ Unpile Arms.”

---

(2) *THE PLATOON EXERCISE, AND FIRINGS.*

(For all Regiments.)

*(a.) Review Exercise.*

1. “ Prepare to Load.”
2. “ Load.”
3. “ Rod.”
4. “ Home.”
5. “ Return.”
6. “ Cap.”
7. “ Fire a Volley, at — yards. Ready.”
8. “ Present.”
9. “ In quick time: Load.”
10. “ Shoulder Arms.”
11. “ File firing from the Right (or Left): Commence firing.”
12. “ Cease firing.”

[When it is not intended to re-load, the word will be “ Fire a volley, and shoulder. At — yards: Ready. Present.”]

*(b.) To resist Cavalry.*

Square having been formed—

- “ Prepare to resist Cavalry: Ready.”
- “ Commence firing from the — of Faces.”
- “ Cease firing.”
- “ Kneeling ranks: Fire a Volley. At — yards: Ready.”
- “ Present.”
- “ Load.”



(c.) *To fire a Feu-de-Joie.*

“ With blank cartridge, Load.” (*Quick time.*)

“ Ready — Present.” (*Three times.*)

“ Shoulder Arms—Present Arms.”

“ Shoulder Arms—Order Arms.”

(*Three Cheers.*)

(3) *TO DISMISS A COMPANY, OR TURN IN A GUARD.*

“ Right Face.”

“ Lodge Arms.”

## APPENDIX II.

*WEIGHT OF A SOLDIER'S KIT, &c.*

	lbs.	oz.
Knapsack and Kit complete . . . . .	22	8½
Rifle Musket (Pattern 1853), without Bayonet . . . . .	8	8
Ditto with Bayonet . . . . .	9	4
Short Rifle, without Sword . . . . .	8	2
Ditto with Sword . . . . .	9	11¾
Bayonet . . . . .	0	12
Sword Bayonet . . . . .	1	9¾
Pouch, with waist-belt, plate and frog, pouch-belt, sling, cap-pocket, and scabbard .	with 60 rounds of Amm <sup>n</sup> . without Ammunition .	10 3 4 5¾

## APPENDIX III.

THE following Table may be found useful in numbering off a strong Company.

Each multiple of 4 (from which the calculations for the 3 next lowest numbers will easily be made) is distinguished by black type. It will be observed that in each different bracket of 4, the left hand man of the 1st Section has the same number throughout.

In a Company consisting of FILES.	Left-hand men of Sections.				In a Company consisting of FILES.	Left-hand men of Sections.			
	I.	II.	III.	IV.		I.	II.	III.	IV.
{ 21 .	6 .	11 .	16 .	21	{ 37 .	10 .	19 .	28 .	37
{ 22 .	6 .	11 .	16 .	22	{ 38 .	10 .	19 .	28 .	38
{ 23 .	6 .	12 .	17 .	23	{ 39 .	10 .	20 .	29 .	39
{ 24 .	6 .	12 .	18 .	24	{ 40 .	10 .	20 .	30 .	40
{ 25 .	7 .	13 .	19 .	25	{ 41 .	11 .	21 .	31 .	41
{ 26 .	7 .	13 .	19 .	26	{ 42 .	11 .	21 .	31 .	42
{ 27 .	7 .	14 .	20 .	27	{ 43 .	11 .	22 .	32 .	43
{ 28 .	7 .	14 .	21 .	28	{ 44 .	11 .	22 .	33 .	44
{ 29 .	8 .	15 .	22 .	29	{ 45 .	12 .	23 .	34 .	45
{ 30 .	8 .	15 .	22 .	30	{ 46 .	12 .	23 .	34 .	46
{ 31 .	8 .	16 .	23 .	31	{ 47 .	12 .	24 .	35 .	47
{ 32 .	8 .	16 .	24 .	32	{ 48 .	12 .	24 .	36 .	48
{ 33 .	9 .	17 .	25 .	33					
{ 34 .	9 .	17 .	25 .	34					
{ 35 .	9 .	18 .	26 .	35					
{ 36 .	9 .	18 .	27 .	36					

# INDEX.

---

	PAGE
<i>Advanced Guard—</i>	
Posting of Officers with an . . . . .	39
<i>Advance in Line—</i>	
Of the Company . . . . .	9
Of the Battalion . . . . .	55
<i>Appui, Points of—</i>	
Explanation of . . . . .	40
Serjeants face towards, in giving points for Lines . . . . .	128
When Line is formed, Divisions are dressed from . . . . .	39
<i>Arms—</i>	
When carried and sloped in Line Regiments . . . . .	9
When trailed and ordered in Rifle Regiments . . . . .	ib.
<i>Base of Formation—</i>	
Explanation of . . . . .	41
<i>Base Points—</i>	
To be given on the Caution to form Line . . . . .	ib.
<i>Battalion, The—</i>	
Advance of, in Line . . . . .	55
At Close Order . . . . .	45
At Open Order . . . . .	42
Changing position by Open Column . . . . .	89
Changing position by the Echellon March of Subdivisions or Sections . . . . .	95
Filing by Divisions to front or rear . . . . .	58, 60
Formation of the . . . . .	37
Forming 4 deep Square from . . . . .	111, 117
Forming 2 deep Square from . . . . .	125
March of, in Column of Divisions to a flank . . . . .	80
Movements of, from Line . . . . .	55—87
Passing by Files through another Battalion formed in Line . . . . .	60
<i>Bayonet—</i>	
Weight of . . . . .	145
<i>Breaking off Files—</i>	
From a flank . . . . .	27
<i>Charge in Line . . . . .</i>	55

	PAGE
<i>Closing by the Side Step—</i>	
A single Company at drill . . . . .	10
The Battalion . . . . .	39
Dressing always made from the centre in . . . . .	<i>ib.</i>
<i>Close Order—</i>	
When the Battalion takes . . . . .	45
How taken on the March . . . . .	37
<i>Colours, how posted—</i>	
In Column . . . . .	38
When a Column wheels into Line . . . . .	53
When a Column brings its rear Division to the front . . . . .	92, 94
When Double Column is formed from Line . . . . .	71
When the Battalion moves in Column of Divisions to a flank . . . . .	81
In Echellon . . . . .	38
In Line . . . . .	37
When a Line breaks into Column . . . . .	47
In marching past . . . . .	50
In forming Square from Line . . . . .	119, 126
"    from Column . . . . .	112
By whose command they move . . . . .	37
<i>Column—</i>	
Proper pivot flank, and reverse flank, in . . . . .	.xii
Flank to which Divisions cover and dress in . . . . .	88
Posting of Officers and Colours in . . . . .	1, 38
When said to be Right, and when Left, in front . . . . .	88
<i>Column, Open—</i>	
Extent of Battalion in . . . . .	<i>ib.</i>
Distance of Divisions in . . . . .	<i>ib.</i>
To form Line to either flank from . . . . .	81
Line advancing from a flank in . . . . .	64
Line retiring from a flank in . . . . .	75
To change the leading flank of an . . . . .	91, 93
To close an . . . . .	87
Changes of position of Lines by movements in . . . . .	89
Increasing and Diminishing front of an . . . . .	23, 25
Taking ground to a flank and forming Square on the centre . . . . .	116
<i>Column at <math>\frac{1}{4}</math> and Close Distance—</i>	
Formation of, from Line . . . . .	84
To open to $\frac{1}{4}$ or wheeling distance . . . . .	99
To change front of, by wheeling round the centre . . . . .	98
Wheel of, on a fixed or moveable pivot . . . . .	96, 97
Deployments from . . . . .	101, 103
<i>Columns Contiguous</i> . . . . .	88
<i>Columns, Double—</i>	
All advances from the centre, made in . . . . .	89
Proper Left, the directing flank in . . . . .	88
Formation of, from Line . . . . .	70
Battalion in Line, advancing in . . . . .	<i>ib.</i>
"    retiring from both flanks in rear of . . . . .	77
the centre, in . . . . .	77

INDEX.

149

PAGE

<i>Column of March—</i>	
When Captains fall to the rear in . . . . .	38
<i>Command, Word of—</i>	
How given . . . . .	5
<i>Company—</i>	
Formation of, on Parade . . . . .	5
"    from File marching . . . . .	11
"    from open Column of Subdivisions . . . . .	23, 25
Gaining ground to a flank, by march in Echelon of Sections . . . . .	32
<i>Companies—</i>	
How drawn up in Battalion . . . . .	37
How told off in Column . . . . .	47
<i>Countermarching—</i>	
By Files . . . . .	20
"    when a Battalion in Line changes front to rear on the centre . . . . .	82
By Ranks . . . . .	21
Of a Division in Line on which a Column is to be formed, facing to the rear . . . . .	86
<i>Covering—</i>	
Of Officers in Column . . . . .	89
<i>Covering Serjeants—</i>	
How they give points of Lines . . . . .	128
"    in Column or Echelon . . . . .	129
Recover Arms, when giving points . . . . .	128
When they take their Captains' places . . . . .	<i>ib.</i>
How posted in Line . . . . .	<i>ib.</i>
"    in Column . . . . .	<i>ib.</i>
<i>Defilé—</i>	
Passing a, by breaking off Files . . . . .	27
<i>Degrees of March . . . . .</i>	xi
<i>Deployments . . . . .</i>	101—104
<i>Diagonal March—</i>	
The pivot flank during the . . . . .	9
Captains do not change flanks in . . . . .	<i>ib.</i>
<i>Directing Flank—</i>	
In Double Column of Subdivisions . . . . .	71
<i>Distance—</i>	
For a Company, how to calculate . . . . .	xi
Closing to correct, in Battalion . . . . .	39
<i>Diminishing—</i>	
The front of a Column . . . . .	23, 25

	PAGE
<i>Directing Serjeants</i> . . . . .	55
<i>Divisions—(See Companies)</i>	
<i>Double Columns—(See Columns)</i>	
<i>Double Files—</i>	
From the Centre . . . . .	12
<i>Dressing—</i>	
Of a Single Company . . . . .	4
Of the Battalion in Line . . . . .	39
Of the Battalion after an advance in Line . . . . .	56
Not done in Column . . . . .	4
Points of Formation in . . . . .	40
Intermediate points to be kept clear in . . . . .	41
<i>Echellon—</i>	
The two kinds explained . . . . .	105
Post of Captains in . . . . .	38
How Divisions are wheeled into . . . . .	105
How Captains preserve their covering and distance in . . . . .	106
Passing obstacles in . . . . .	105
The Battalion in Line changing front by . . . . .	108
To form Line from Open Column by . . . . .	68, 69
To form Line on the front Division of a Direct . . . . .	109
To form Line to a Flank from a Direct . . . . .	110
<i>Enfield Musket—</i>	
Weight of . . . . .	145
<i>Exercise—</i>	
Manual . . . . .	143
Platoon . . . . .	144
<i>Feu-de-Joie</i> . . . . .	145
<i>Files—</i>	
To calculate Paces for any given number of . . . . .	xi
How to break off . . . . .	27
<i>File Marching—</i>	
Posting of Officers and Covering Serjeants in . . . . .	2
Forming Company from . . . . .	11
<i>Firing—</i>	
Posting of Officers during . . . . .	40
Rear-rank to close up in . . . . .	37
Words of command for . . . . .	144
<i>Flanks—</i>	
How Officers change . . . . .	3
“Inner” and “Outer” explained . . . . .	xii
<i>Formation—</i>	
Points of . . . . .	40

INDEX.

151

	PAGE
<i>" Halt "</i> —	
When given on coming up into Line . . . . .	101
<i>Increasing</i> —	
The front of a Column . . . . .	23, 25
<i>Inner flank of a Division</i> . . . . .	xii
<i>Inspection or Review</i> . . . . .	42—54
<i>Inspecting a Company</i> —	
On its private Parade . . . . .	5
<i>Kit</i> —	
Weight of a Soldier's . . . . .	145
<i>Line</i> —	
Changes of front of, by movements of the open Column . . . . .	89
Deployments into, from Column . . . . .	101, 103
How Division leaders are aligned while retiring in . . . . .	55
Movements from . . . . .	55—87
Retiring in Line . . . . .	55
Re-forming, from Square on the 2 centre Subdivisions . . . . .	120
" from Square formed on the 2 centre Divisions . . . . .	126
<i>Manual Exercise</i> . . . . .	143
<i>March</i> —	
Column of . . . . .	38
Degrees of . . . . .	xi
Diagonal . . . . .	9
<i>Marching</i> —	
To the front in Line . . . . .	9, 55
" and gaining ground to a flank by	
Echellon . . . . .	32
In File . . . . .	11
Past a Reviewing Officer . . . . .	48
<i>Obstacles, passing</i> —	
In Line . . . . .	58, 60
In Echellon . . . . .	105
<i>Officers</i> —	
How they change flanks . . . . .	3
How they salute in Line . . . . .	44
How they salute in marching past . . . . .	48
May become pivots, in wheeling a close or $\frac{1}{4}$ distance	
Column . . . . .	96
Posting of, in Line . . . . .	1, 37
" in Column . . . . .	1, 38
" in Echellon . . . . .	38
" in Fours and File Marching . . . . .	2, 3
<i>Open Order</i> —	
Distance of rear-rank at . . . . .	1
When the Battalion takes . . . . .	42
" on the March . . . . .	37




	PAGE
<i>Pace</i> —	
Length of, in Marching . . . . .	xi
<i>Paces</i> —	
Number taken in a minute . . . . .	<i>ib.</i>
To find how many required for a given number of files . . . . .	<i>ib.</i>
<i>Pivot</i> —	
Proper pivot flank in Column . . . . .	xii
Fixed and Moveable, wheeling on . . . . .	14
<i>Platoon Exercise</i> . . . . .	144
<i>Points</i> —	
How persons face in giving . . . . .	41
Of Appui—(See Appui)	
<i>Points, Intermediate</i> —	
To be given during every formation in Line . . . . .	<i>ib.</i>
<i>Position, Changes of</i> —	
By the open Column . . . . .	89
By Echelon . . . . .	110
<i>Posting</i> —	
Of Officers and Covering Serjeants in Company . . . . .	1, 2
Of Officers and Colours in Battalion . . . . .	37, 38
Of Covering Serjeants in Battalion . . . . .	128
<i>Pouch</i> —	
Weight of . . . . .	.145
<i>Proving</i> —	
A Company . . . . .	6, 146
<i>Quarter-distance Column</i> . . . . .	88
Wheel of a . . . . .	96
<i>Rallying Square</i> . . . . .	33
<i>Ranks</i> —	
Opening and Closing . . . . .	42, 45
"          on the March . . . . .	37
Distance of, at Open and Close Order . . . . .	1
<i>Rear Guard</i> —	
Posting of Officers with a . . . . .	39
<i>Retiring in Line</i> . . . . .	55
<i>Review</i> —(See Inspection)	
<i>Salute</i> —	
In Line . . . . .	44
In Marching past . . . . .	48
<i>Serjeants</i> —(See Covering Serjeants)	



	PAGE
<i>Sections, Column of—</i>	
How commanded . . . . .	2
How formed from a Column of Subdivisions . . . . .	24, 26
<i>Single Company—</i>	
Drill of a . . . . .	5—34
How it falls in on parade . . . . .	1
How inspected by a Superior Officer . . . . .	35
<i>Side Step—</i>	
When a single Company closes by . . . . .	10
When the Battalion closes by . . . . .	39
<i>Sized—</i>	
How Companies are . . . . .	4
<i>Skirmishing—</i>	
Officers, how posted in . . . . .	39*
<i>Squads—</i>	
In a Company, under whose superintendence . . . . .	5
<i>Square—</i>	
Formation of, from Column . . . . .	111
From Line, on the 2 centre Subdivisions . . . . .	117
„       2 deep, on the 2 centre Divisions . . . . .	125
How to move a . . . . .	119, 126
When the <i>Battalion Commander</i> gives “Sections Out-wards,” in forming . . . . .	111
Rallying . . . . .	33
Solid . . . . .	113
<i>Stepping Out—</i>	
Length of a pace in . . . . .	xi
<i>Subdivisions, Column of—</i>	
How commanded . . . . .	1
How formed from Company, or from Sections . . . . .	23, 25
How formed from File Marching . . . . .	11
Directing flank in a Double . . . . .	71
Wheeling into Line, from . . . . .	17
<i>Supernumerary Officers—</i>	
How they change Flanks . . . . .	3
How Posted in Line and Column . . . . .	1, 37
<i>Supernumerary Rank—</i>	
Its Distance from the Rear rank in Line, and Column . . . . .	<i>ib.</i>
<i>Swords—</i>	
How carried, &c. . . . .	xii
<i>Wheeling—</i>	
On a Halted and Moveable Pivot . . . . .	14
Forward by Subdivisions from Line . . . . .	15
From the Halt . . . . .	14
Into Line from Open Column . . . . .	17, 53

	PAGE
<i>Wheeling—</i>	
On the centre of the Company . . . . .	22
Into Echelon . . . . .	68
A Close and $\frac{1}{4}$ distance Column . . . . .	96
<i>Wings—</i>	
Advancing and Firing by . . . . .	62
A Column at Open or $\frac{1}{4}$ distance changing . . . . .	91, 93
<i>Word of Command—</i>	
How given . . . . .	5


FINIS.



•

1

2



100 N 13 11



1





